

PRICE AND TIME CHART
FOR GRAINS
BY W.D. EMM

CRACKED TRADING SOFTWARE

70+ DVD's FOR SALE & EXCHANGE

www.traders-software.com

www.forex-warez.com

www.trading-software-collection.com

www.tradestation-download-free.com

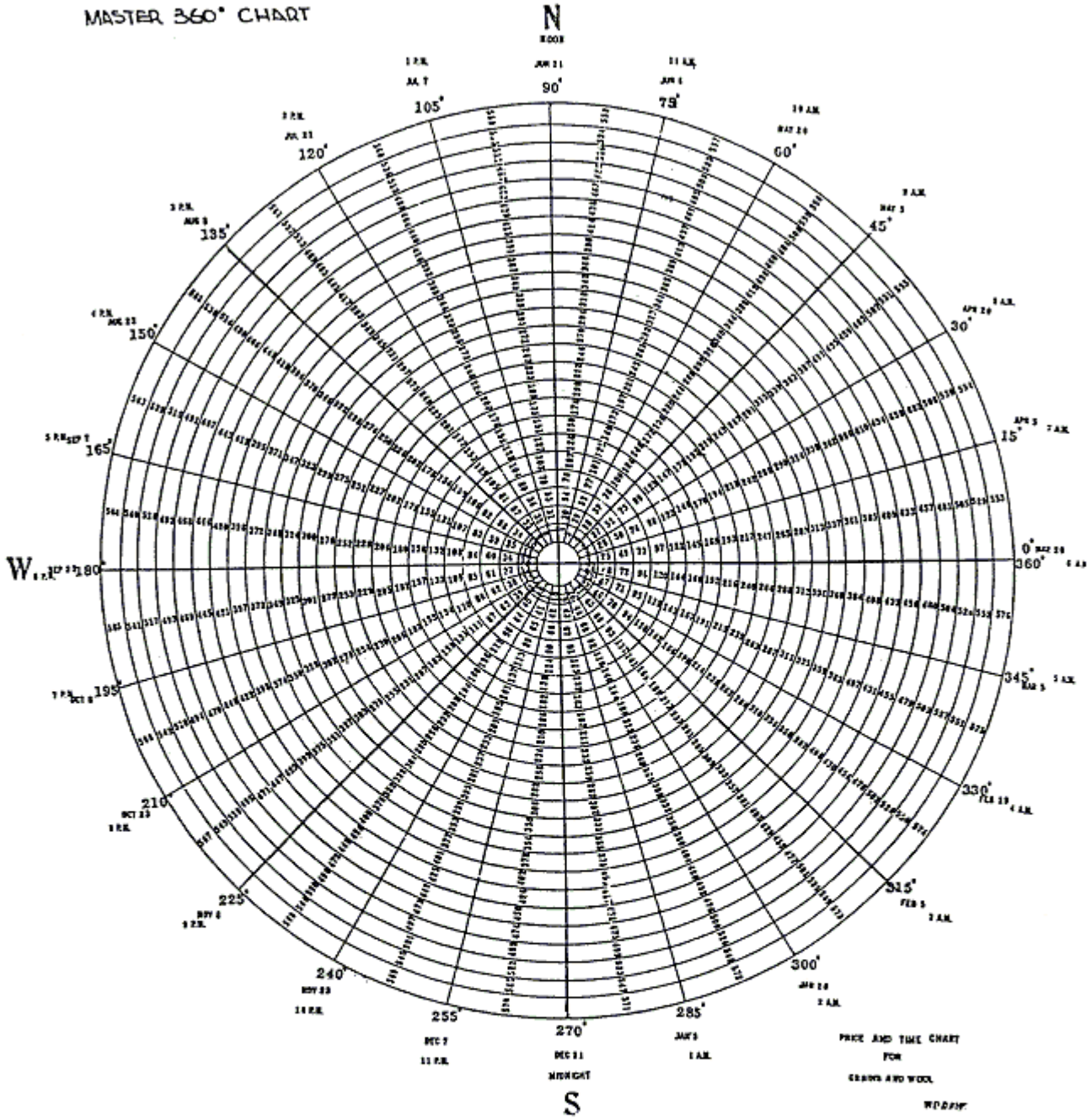
Contacts

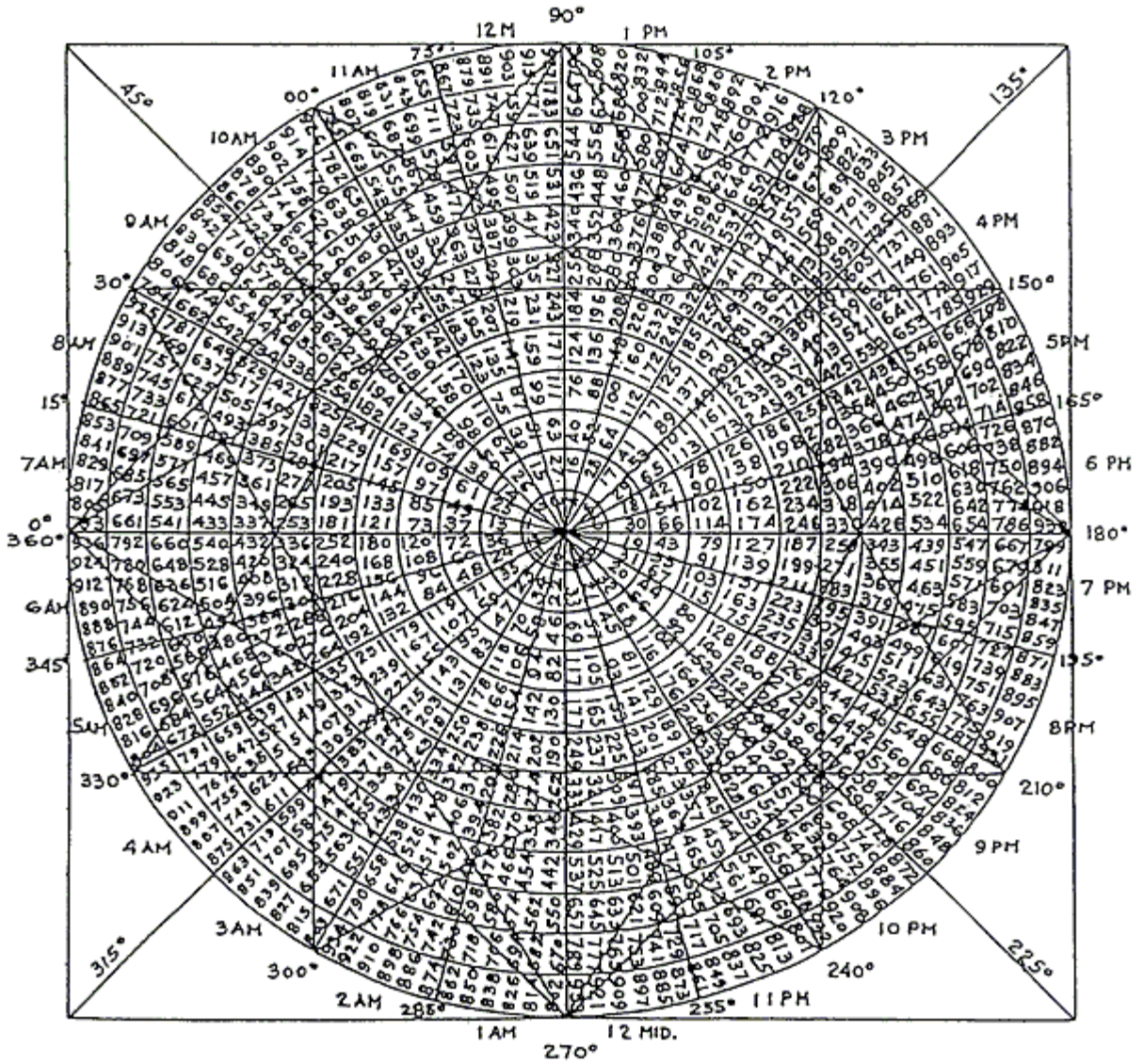
andreybbrv@gmail.com

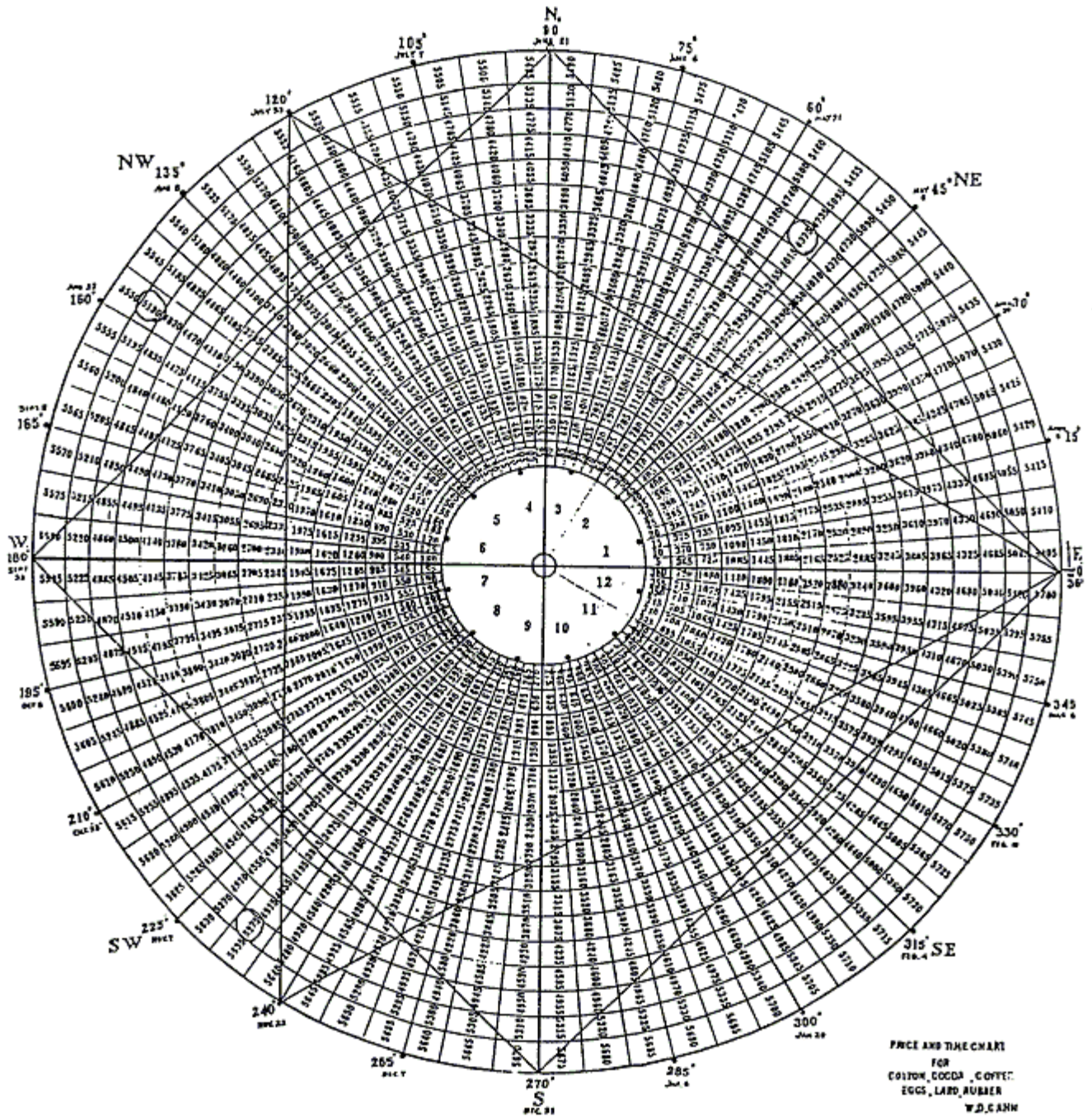
andreybbrv@yandex.ru

Skype: andreybbrv

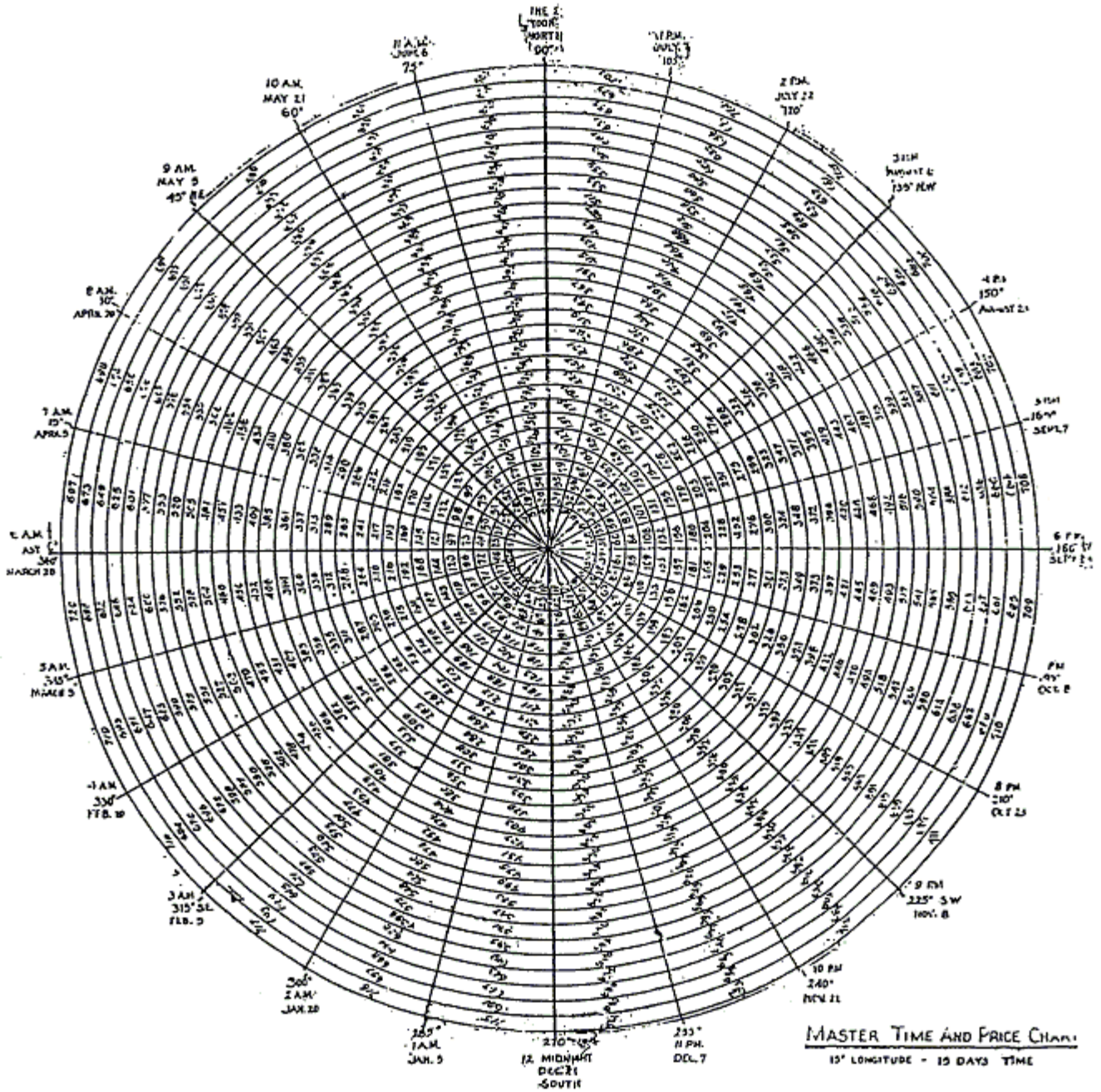
MASTER 360° CHART







PRICE AND TIME CHART
 FOR
 COTTON, COCOA, COFFEE,
 EGGS, LARD, RUBBER
 W.D. GANN




791	792	793	794	795	796	797	798	799	800	801	802	803	804	805	806	807	808	809	810	811	812	813	814	815	816	817	818	819	820	821	822	823	824	825	826	827	828	829	830	831	832	833	834	835	836	837	838	839	840	841	842	843	844	845	846	847	848	849	850	851	852	853	854	855	856	857	858	859	860	861	862	863	864	865	866	867	868	869	870	871	872	873	874	875	876	877	878	879	880	881	882	883	884	885	886	887	888	889	890	891	892	893	894	895	896	897	898	899	900
-----	-----	-----	-----	-----	-----	-----	-----	-----	-----	-----	-----	-----	-----	-----	-----	-----	-----	-----	-----	-----	-----	-----	-----	-----	-----	-----	-----	-----	-----	-----	-----	-----	-----	-----	-----	-----	-----	-----	-----	-----	-----	-----	-----	-----	-----	-----	-----	-----	-----	-----	-----	-----	-----	-----	-----	-----	-----	-----	-----	-----	-----	-----	-----	-----	-----	-----	-----	-----	-----	-----	-----	-----	-----	-----	-----	-----	-----	-----	-----	-----	-----	-----	-----	-----	-----	-----	-----	-----	-----	-----	-----	-----	-----	-----	-----	-----	-----	-----	-----	-----	-----	-----	-----	-----	-----	-----	-----	-----	-----

Master Price & Time Chart
for
Coffin, Coffee, Cocoa, Hosi,
and Grain

MASTER CHART
MAY SOY BEANS
PRICE & TTMG

443	442	441	440	439	438	437	436	435	434	433	432	431	430	429	428	427	426	425	424
368	367	366	365	364	363	362	361	360	359	358	357	356	355	354	353	352	351	350	423
369	300	299	298	297	296	295	294	293	292	291	290	289	288	287	286	285	284	349	422
370	301	240	239	238	237	236	235	234	233	232	231	230	229	228	227	226	283	348	421
371	302	241	188	187	186	185	184	183	182	181	180	179	178	177	176	225	282	347	420
372	303	242	189	144	143	142	141	140	139	138	137	136	135	134	175	224	281	346	419
373	304	243	190	145	108	107	106	105	104	103	102	101	100	133	174	223	280	345	418
374	305	244	191	146	109	80	79	78	77	76	75	74	99	132	173	222	279	344	417
375	306	245	192	147	110	81	60	59	58	57	56	73	98	131	172	221	278	343	416
376	307	246	193	148	111	82	61	48	47	46	55	72	97	130	171	220	277	342	415
377	308	247	194	149	112	83	62	49	44	45	54	71	96	129	170	219	276	341	414
378	309	248	195	150	113	84	63	50	51	52	53	70	95	128	169	218	275	340	413
379	310	249	196	151	114	85	64	65	66	67	68	69	94	127	168	217	274	339	412
380	311	250	197	152	115	86	87	88	89	90	91	92	93	126	167	216	273	338	411
381	310	251	198	153	116	117	118	119	120	121	122	123	124	125	166	215	272	337	410
382	313	252	199	154	155	156	157	158	159	160	161	162	163	164	165	214	271	336	409
383	314	253	200	201	202	203	204	205	206	207	208	209	210	211	212	213	270	335	408
384	315	254	255	256	257	258	259	260	261	262	263	264	265	266	267	268	269	334	407
385	316	317	318	319	320	321	322	323	324	325	326	327	328	329	330	331	332	333	406
386	387	388	389	390	391	392	393	394	395	396	397	398	399	400	401	402	403	404	405



1	2	3	4	5	6	7	8	9	10	11	12	13	14	15	16	17	18	19	20	21	22	23	24	25	26	27	28	29	30	31	32	33	34	35	36	37	38	39	40	41	42	43	44	45	46	47	48	49	50	51	52	53	54	55	56	57	58	59	60	61	62	63	64	65	66	67	68	69	70	71	72	73	74	75	76	77	78	79	80	81	82	83	84	85	86	87	88	89	90	91	92	93	94	95	96	97	98	99	100
101	102	103	104	105	106	107	108	109	110	111	112	113	114	115	116	117	118	119	120	121	122	123	124	125	126	127	128	129	130	131	132	133	134	135	136	137	138	139	140	141	142	143	144	145	146	147	148	149	150	151	152	153	154	155	156	157	158	159	160	161	162	163	164	165	166	167	168	169	170	171	172	173	174	175	176	177	178	179	180	181	182	183	184	185	186	187	188	189	190	191	192	193	194	195	196	197	198	199	200
201	202	203	204	205	206	207	208	209	210	211	212	213	214	215	216	217	218	219	220	221	222	223	224	225	226	227	228	229	230	231	232	233	234	235	236	237	238	239	240	241	242	243	244	245	246	247	248	249	250	251	252	253	254	255	256	257	258	259	260	261	262	263	264	265	266	267	268	269	270	271	272	273	274	275	276	277	278	279	280	281	282	283	284	285	286	287	288	289	290	291	292	293	294	295	296	297	298	299	300
301	302	303	304	305	306	307	308	309	310	311	312	313	314	315	316	317	318	319	320	321	322	323	324	325	326	327	328	329	330	331	332	333	334	335	336	337	338	339	340	341	342	343	344	345	346	347	348	349	350	351	352	353	354	355	356	357	358	359	360	361	362	363	364	365	366	367	368	369	370	371	372	373	374	375	376	377	378	379	380	381	382	383	384	385	386	387	388	389	390	391	392	393	394	395	396	397	398	399	400
401	402	403	404	405	406	407	408	409	410	411	412	413	414	415	416	417	418	419	420	421	422	423	424	425	426	427	428	429	430	431	432	433	434	435	436	437	438	439	440	441	442	443	444	445	446	447	448	449	450	451	452	453	454	455	456	457	458	459	460	461	462	463	464	465	466	467	468	469	470	471	472	473	474	475	476	477	478	479	480	481	482	483	484	485	486	487	488	489	490	491	492	493	494	495	496	497	498	499	500
501	502	503	504	505	506	507	508	509	510	511	512	513	514	515	516	517	518	519	520	521	522	523	524	525	526	527	528	529	530	531	532	533	534	535	536	537	538	539	540	541	542	543	544	545	546	547	548	549	550	551	552	553	554	555	556	557	558	559	560	561	562	563	564	565	566	567	568	569	570	571	572	573	574	575	576	577	578	579	580	581	582	583	584	585	586	587	588	589	590	591	592	593	594	595	596	597	598	599	600
601	602	603	604	605	606	607	608	609	610	611	612	613	614	615	616	617	618	619	620	621	622	623	624	625	626	627	628	629	630	631	632	633	634	635	636	637	638	639	640	641	642	643	644	645	646	647	648	649	650	651	652	653	654	655	656	657	658	659	660	661	662	663	664	665	666	667	668	669	670	671	672	673	674	675	676	677	678	679	680	681	682	683	684	685	686	687	688	689	690	691	692	693	694	695	696	697	698	699	700
701	702	703	704	705	706	707	708	709	710	711	712	713	714	715	716	717	718	719	720	721	722	723	724	725	726	727	728	729	730	731	732	733	734	735	736	737	738	739	740	741	742	743	744	745	746	747	748	749	750	751	752	753	754	755	756	757	758	759	760	761	762	763	764	765	766	767	768	769	770	771	772	773	774	775	776	777	778	779	780	781	782	783	784	785	786	787	788	789	790	791	792	793	794	795	796	797	798	799	800
801	802	803	804	805	806	807	808	809	810	811	812	813	814	815	816	817	818	819	820	821	822	823	824	825	826	827	828	829	830	831	832	833	834	835	836	837	838	839	840	841	842	843	844	845	846	847	848	849	850	851	852	853	854	855	856	857	858	859	860	861	862	863	864	865	866	867	868	869	870	871	872	873	874	875	876	877	878	879	880	881	882	883	884	885	886	887	888	889	890	891	892	893	894	895	896	897	898	899	900
901	902	903	904	905	906	907	908	909	910	911	912	913	914	915	916	917	918	919	920	921	922	923	924	925	926	927	928	929	930	931	932	933	934	935	936	937	938	939	940	941	942	943	944	945	946	947	948	949	950	951	952	953	954	955	956	957	958	959	960	961	962	963	964	965	966	967	968	969	970	971	972	973	974	975	976	977	978	979	980	981	982	983	984	985	986	987	988	989	990	991	992	993	994	995	996	997	998	999	1000

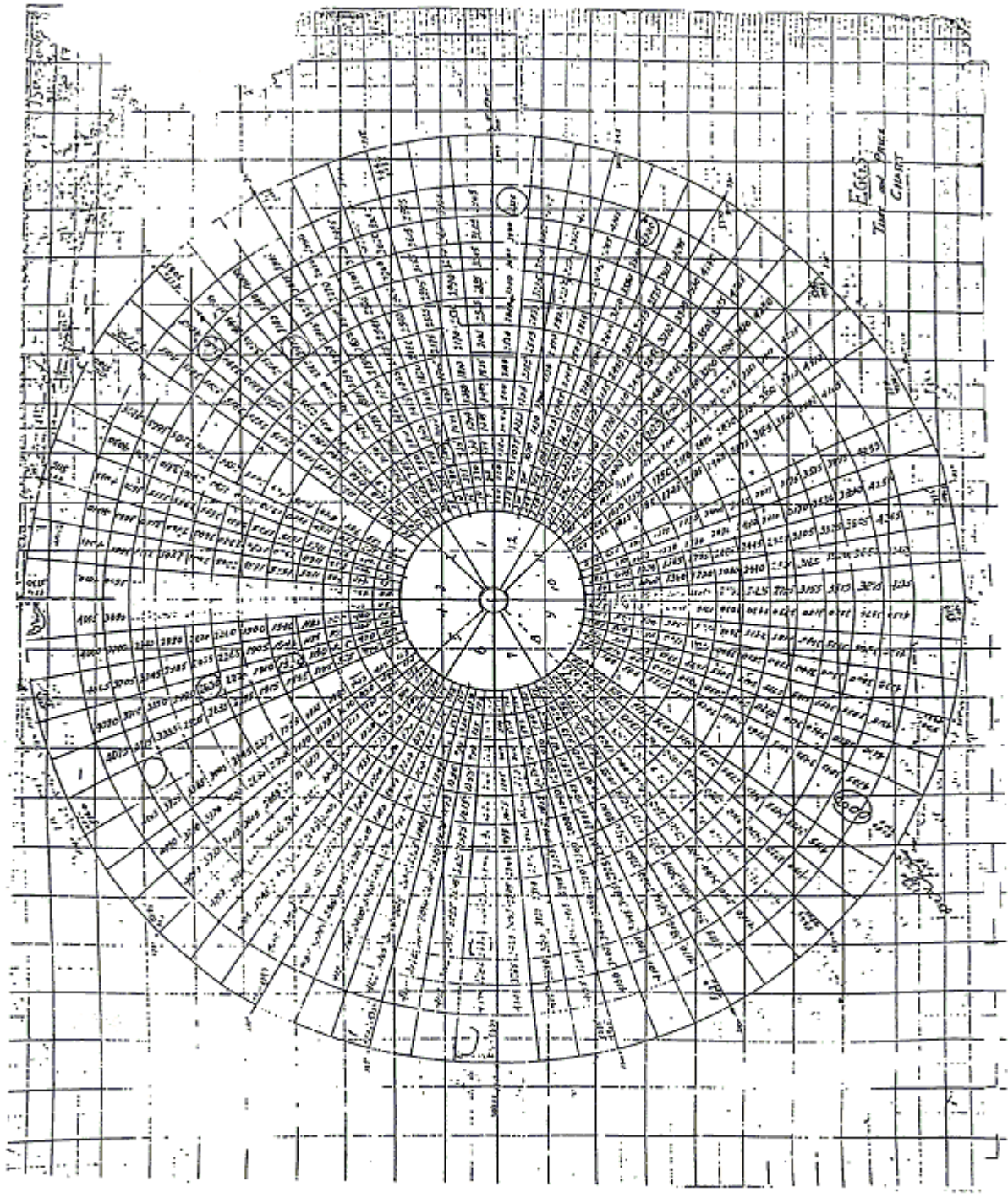
MASTER TIME & PRICE CHART
 RETURN OF 0.0 POINTS

The table consists of a grid of numbers. The columns are labeled at the top with values from 902 to 1034. The rows are labeled on the left with values from 902 to 1034. The numbers within the grid are arranged in a regular pattern, often with a '1' or '2' at the end of a row. Handwritten annotations include 'PRICE' and 'TIME' written vertically on the left side, and 'TURNING POINTS' written horizontally at the bottom. Orange lines are drawn across the grid, highlighting specific rows and columns. The grid is bounded by a large hand-drawn circle.

PRICES OR TIME ON ORANGE LINES ARE CRITICAL
 OR UN-AI PRICES APP. 67.48
 TIME ON UN-AI ARE TURNING POINTS

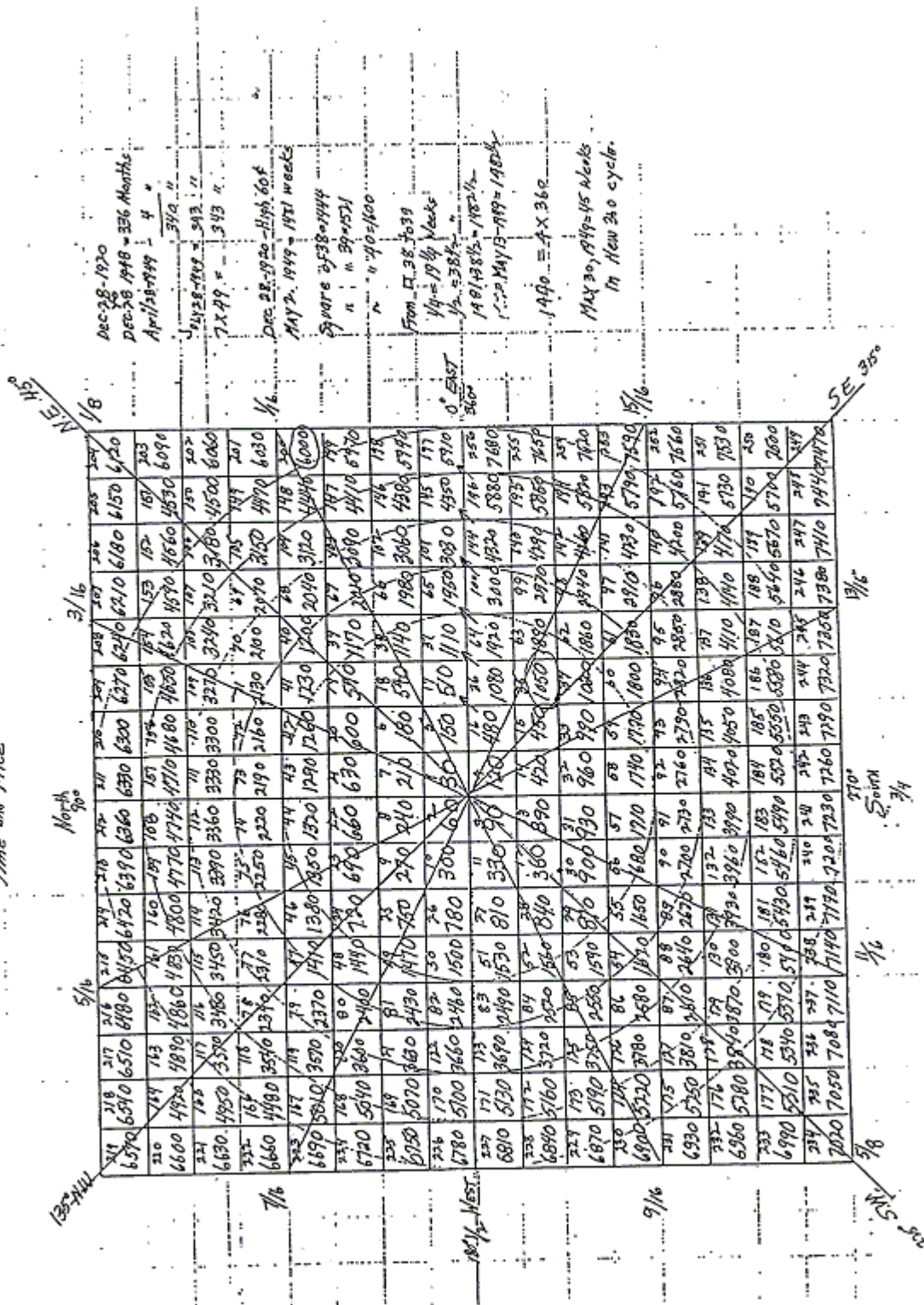
Master 360° Circle Chart

		1	2	3	4	5	6	7	8	9	10	11	12	1	2	3	4	5
12	24	360	720	1080	1440	1800	2160	2520	2880	3240	3600	3960	4320	4680	5040	5400	5760	6120
	23	345	705	1065	1425	1785	2145	2505	2865	3225	3585	3945	4305	4665	5025	5385	5745	6105
11	22	330	690	1050	1410	1770	2130	2490	2850	3210	3570	3930	4290	4650	5010	5370	5730	6090
	21	315	675	1035	1395	1755	2115	2475	2835	3195	3555	3915	4275	4635	4995	5355	5715	6075
10	20	300	660	1020	1380	1740	2100	2460	2820	3180	3540	3900	4260	4620	4980	5340	5700	6060
	19	285	645	1005	1365	1725	2085	2445	2805	3165	3525	3885	4245	4605	4965	5325	5685	6045
9	18	270	630	990	1350	1710	2070	2430	2790	3150	3510	3870	4230	4590	4950	5310	5670	6030
	17	255	615	975	1335	1695	2055	2415	2775	3135	3495	3855	4215	4575	4935	5295	5655	6015
8	16	240	600	960	1320	1680	2040	2400	2760	3120	3480	3840	4200	4560	4920	5280	5640	6000
	15	225	585	945	1305	1665	2025	2385	2745	3105	3465	3825	4185	4545	4905	5265	5625	5985
7	14	210	570	930	1290	1650	2010	2370	2730	3090	3450	3810	4170	4530	4890	5250	5610	5970
	13	195	555	915	1275	1635	1995	2355	2715	3075	3435	3795	4155	4515	4875	5235	5595	5955
6	12	180	540	900	1260	1620	1980	2340	2700	3060	3420	3780	4140	4500	4860	5220	5580	5940
	11	165	525	885	1245	1605	1965	2325	2685	3045	3405	3765	4125	4485	4845	5205	5565	5925
5	10	150	510	870	1230	1590	1950	2310	2670	3030	3390	3750	4110	4470	4830	5190	5550	5910
	9	135	495	855	1215	1575	1935	2295	2655	3015	3375	3735	4095	4455	4815	5175	5535	5895
4	8	120	480	840	1200	1560	1920	2280	2640	3000	3360	3720	4080	4440	4800	5160	5520	5880
	7	105	465	825	1185	1545	1905	2265	2625	2985	3345	3705	4065	4425	4785	5145	5505	5865
3	6	90	450	810	1170	1530	1890	2250	2610	2970	3330	3690	4050	4410	4770	5130	5490	5850
	5	75	435	795	1155	1515	1875	2235	2595	2955	3315	3675	4035	4395	4755	5115	5475	5835
2	4	60	420	780	1140	1500	1860	2220	2580	2940	3300	3660	4020	4380	4740	5100	5460	5820
	3	45	405	765	1125	1485	1845	2205	2565	2925	3285	3645	4005	4365	4725	5085	5445	5805
1	2	30	390	750	1110	1470	1830	2190	2550	2910	3270	3630	3990	4350	4710	5070	5430	5790
	1	15	375	735	1095	1455	1815	2175	2535	2895	3255	3615	3975	4335	4695	5055	5415	5775
		30° 1/2	60° 1/6	90° 1/4	120° 1/3	150° 5/12	180° 1/2	210° 7/12	240° 2/3	270° 3/4	300° 5/6	330° 11/12	360° 10	30° 1/2	60° 1/6	90° 1/4	120° 1/3	150° 5/12



EVEN SQUARES For COTTON & EGGS

Time and Price




Dec 28-1920
Dec 28-1948 = 336 Months
Apr 128-1949 = 4
July 28-1991 = 912 " 33/4"
7 X 49 = 343 "

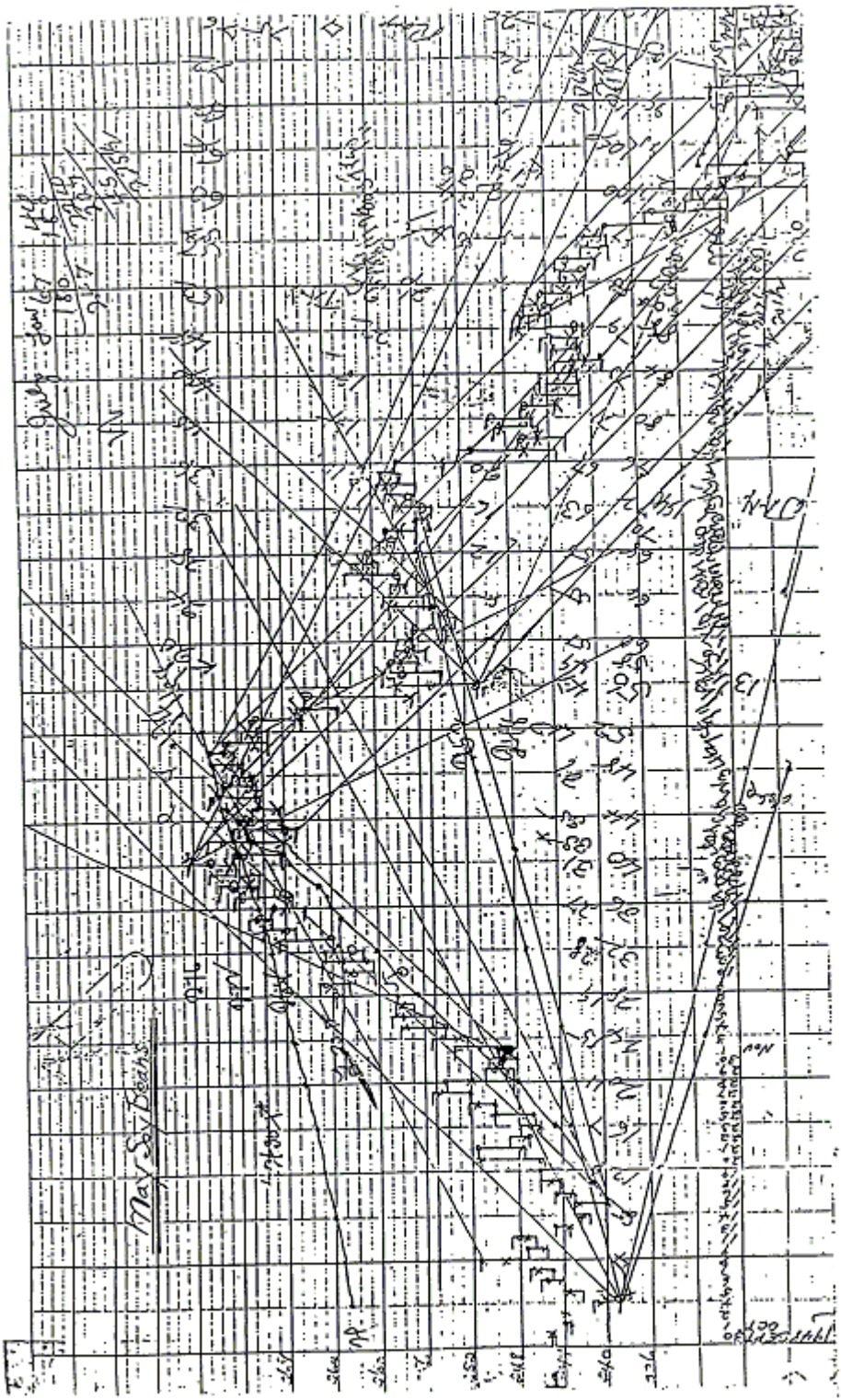
Dec 28-1920 High 60¢
May 2, 1949 = 191 weeks
Square of 38-1944
" " 39-1951
" " 40-1960

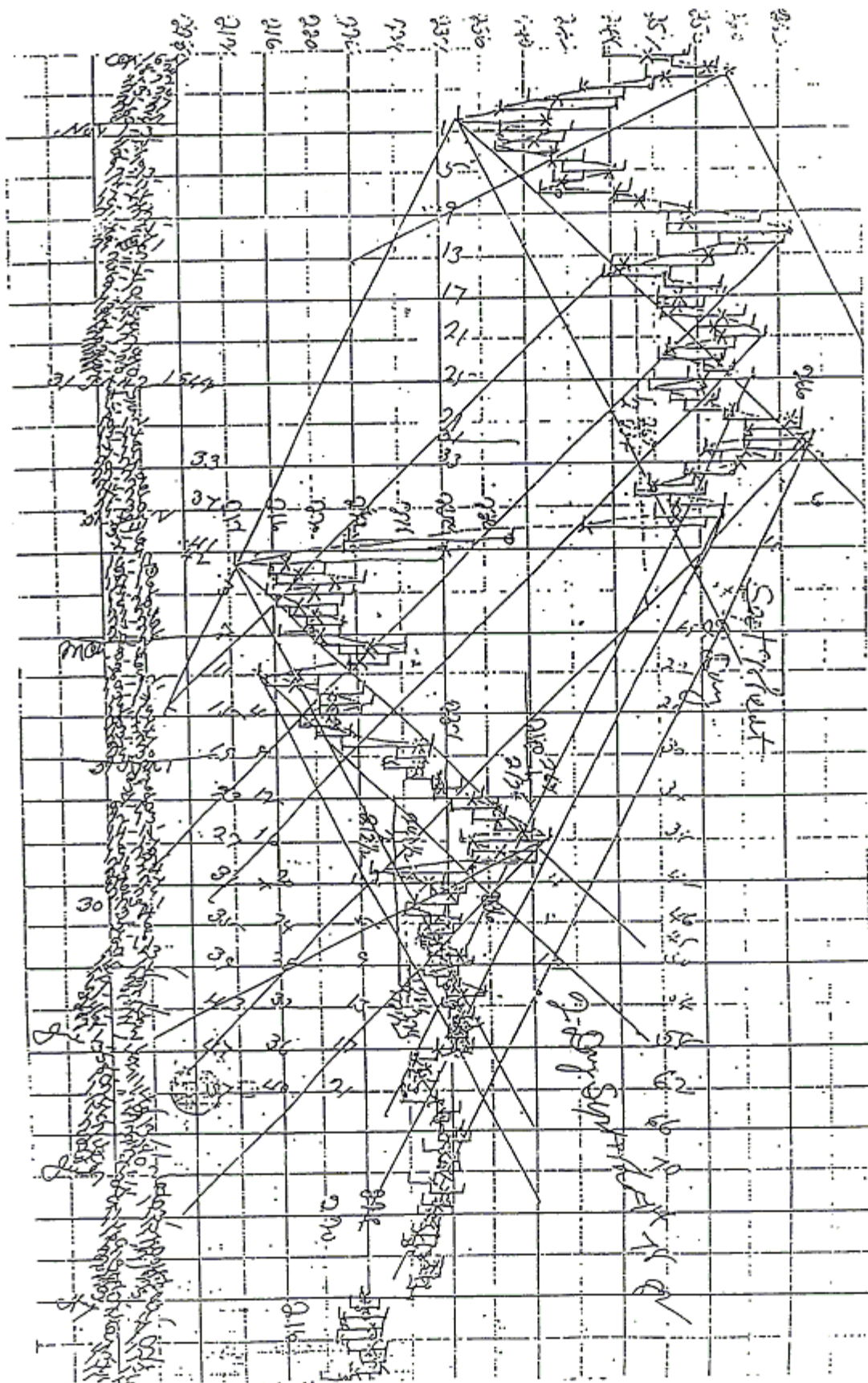
From 11.38 2639
44 = 19 1/2 Weeks
1/2 = 58 1/2"
19 1/2 x 58 1/2 = 1122 3/4
12 = 120 MAY 13-1949 = 190 1/2
1949 = 4 X 360

Max 30, 1949 = 45 Weeks
in New 30 cycle

Time and Price	218	219	220	221	222	223	224	225	226	227	228	229	230	231	232	233	234	235	236	237	238	239	240	241	242	243	244	245	246	247	248	249	250
6570	218	219	220	221	222	223	224	225	226	227	228	229	230	231	232	233	234	235	236	237	238	239	240	241	242	243	244	245	246	247	248	249	250







W. D. GANN'S SCIENTIFIC FORECASTS

This chart which is a comparison of W. D. Gann's Annual Forecasts (solid black line) with the actual market as shown by the Dow Jones' 20 Industrial Stocks (broken line) proves that his forecasts have been 85 to 90% correct over the period from 1919 to 1926. While the chart is not traced the same as the original forecast, on account of lack of space, it shows the times when tops and bottoms were forecast by the projected graphs and printed instructions in each year's forecast.

Mr. Gann has been issuing forecasts on stocks and commodities for public and private parties since 1909. The Ticker Magazine (now the Magazine of Wall Street) in December, 1909, first called attention to Mr. Gann's wonderful predictions and trading record.

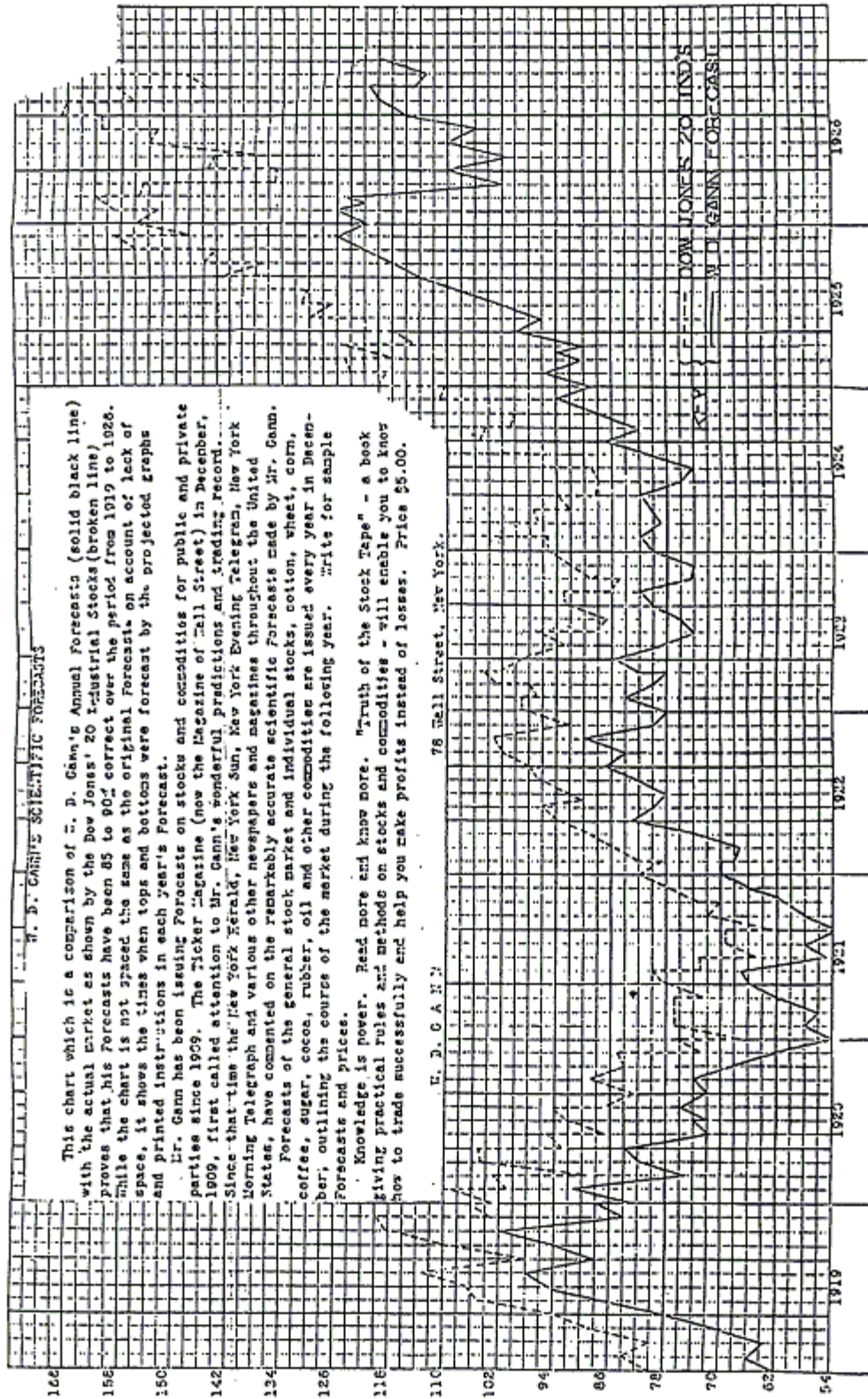
Since that time the New York Herald, New York Sun, New York Evening Telegram, New York Morning Telegraph and various other newspapers and magazines throughout the United States, have commented on the remarkably accurate scientific forecasts made by Mr. Gann.

Forecasts of the general stock market and individual stocks, cotton, wheat, corn, coffee, sugar, cocoa, rubber, oil and other commodities are issued every year in December, outlining the course of the market during the following year. Write for sample forecasts and prices.

Knowledge is power. Read more and know more. "Truth of the Stock Tape" - a book giving practical rules and methods on stocks and commodities - will enable you to know how to trade successfully and help you make profits instead of losses. Price \$5.00.

W. D. GANN

78 Wall Street, New York.



NYSE

PERMANENT CHART

1	2	3	4	5	6	7	8	9	10	11	12	13	14	15	16	17	18	19	20
20	40	60	80	100	120	140	160	180	200	220	240	260	280	300	320	340	360	380	400
19	39	59	79	99	119	139	159	179	199	219	239	259	279	299	319	339	359	379	399
18	38	58	78	98	118	138	158	178	198	218	238	258	278	298	318	338	358	378	398
17	37	57	77	97	117	137	157	177	197	217	237	257	277	297	317	337	357	377	397
16	36	56	76	96	116	136	156	176	196	216	236	256	276	296	316	336	356	376	396
15	35	55	75	95	115	135	155	175	195	215	235	255	275	295	315	335	355	375	395
14	34	54	74	94	114	134	154	174	194	214	234	254	274	294	314	334	354	374	394
13	33	53	73	93	113	133	153	173	193	213	233	253	273	293	313	333	353	373	393
12	32	52	72	92	112	132	152	172	192	212	232	252	272	292	312	332	352	372	392
11	31	51	71	91	111	131	151	171	191	211	231	251	271	291	311	331	351	371	391
10	30	50	70	90	110	130	150	170	190	210	230	250	270	290	310	330	350	370	390
9	29	49	69	89	109	129	149	169	189	209	229	249	269	289	309	329	349	369	389
8	28	48	68	88	108	128	148	168	188	208	228	248	268	288	308	328	348	368	388
7	27	47	67	87	107	127	147	167	187	207	227	247	267	287	307	327	347	367	387
6	26	46	66	86	106	126	146	166	186	206	226	246	266	286	306	326	346	366	386
5	25	45	65	85	105	125	145	165	185	205	225	245	265	285	305	325	345	365	385
4	24	44	64	84	104	124	144	164	184	204	224	244	264	284	304	324	344	364	384
3	23	43	63	83	103	123	143	163	183	203	223	243	263	283	303	323	343	363	383
2	22	42	62	82	102	122	142	162	182	202	222	242	262	282	302	322	342	362	382
1	21	41	61	81	101	121	141	161	181	201	221	241	261	281	301	321	341	361	381