

CRACKED TRADING SOFTWARE

70+ DVD's FOR SALE & EXCHANGE

www.traders-software.com

www.forex-warez.com

www.trading-software-collection.com

www.tradestation-download-free.com

Contacts

andreybbrv@gmail.com

andreybbrv@yandex.ru

Skype: andreybbrv

Author's Note

"If you learn something and keep it to yourself--it is worthless."

Chinese proverb

You have purchased a book which presents an unusual approach to market timing. I would like to propose this most unusual offer to you. You may call or write me with any questions you may have regarding financial astrology. In return, I request that you not reproduce this book or any portion of it without my permission.

THE GREATEST WEAKNESS

I can give you the best rules in the world and the best methods for determining the position of a commodity, and then you can lose money on account of the human element, which is your greatest weakness. You will fail to follow rules. You will act on hope or fear instead of facts. You will delay. You will become impatient. You will act too quickly or you will delay too long in acting, thus beating yourself on account of your human weakness, then blaming it on the market. Remember that it is your mistakes that cause losses and not the action of the market or the manipulators. Therefore, strive to follow rules, or keep out of speculation, for you are doomed to failure.

If you will only study the weakness of human nature and see what fools these mortals be, you will find it easy to make profits by understanding the weakness of human nature and going against the public and doing opposite of what other people do. In other words, you buy near the bottom on knowledge and sell near the top on knowledge, while other people who just guess do the opposite. Time spent in the study of price, time and past market movements, will give you a rich reward.

W.D. Gann in
How to Make Profits in Commodities

Table of Contents

Table of Contents ♦ List of Illustrations ♦ List of Tables ♦ List of Figures ♦ List of Charts ♦ Forward ♦ Preface ♦ Acknowledgements ♦ Introduction

Section One: page
Our Solar System 16

Astrology and Our Solar System ♦ Planetary Aspects ♦ Interplanetary Synodic Periods ♦ The Zodiac ♦ Signs and Houses ♦ Strength of Houses ♦ Eclipses ♦ Equinoxes and Solstices ♦ Retrograde Motion ♦ Lunar Phenomena ♦ History of Astro-economics ♦ Fibonacci and Planetary Cycles

Section Two:
The Ephemeris 67

The Ephemeris Explained ♦ Key to the Ephemeris ♦ Ephemeris Examples ♦ Standard Deviation of Aspects

Section Three:
Planetary Aspects & Synodic Periods..... 86

Venus-Uranus ♦ Jupiter-Saturn ♦ Venus-Pluto ♦ Mars-Saturn
Mars-Jupiter ♦ Venus-Jupiter ♦ Saturn-Uranus: The Major Economic Cycle ♦ Jupiter-Uranus ♦ Mars-Uranus ♦ Wheat (Mercury-Jupiter Saturn) ♦ Combust

Section Four:
The Stock Market 1987-1989 132

The 1987 Top in the Stock Market 1987 ♦ Dow Jones Industrials--The 1974 Bottom ♦ Venus in 1988 ♦ Other Planets in 1988 ♦ A Replay of the Great Crash

Table of Contents *(continued)*

Section Five:

Trading with Astro-cycles..... 136

The Ten Rules of Trading ♦ The Gartley "222" Entry Technique
♦ The 1-3-5 Entry Technique ♦ Astro-Cycle Timing Analysis Sheet (151)
♦ Danger Signs

Section Six:

Appendix..... 154

Astro-cycle dates (The *Blue Star* program)

Section Seven:

Bibliography 188

List of Illustrations

Solar Eclipses and Planetary Positions
Phases of the Moon
Relative Size of the Planets and Their Orbits
Changing Strength by House
Relation of Signs and Houses
Standard Deviation of Aspects
Venus--Uranus opposition
Strength of Venus-Uranus aspects
S & P 500 Spring of 1988
Venus-Uranus Aspects
Standard Astrological Symbols

List of Tables

The Key to the Entire Interplanetary House Pattern
Interplanetary Synodic Periods
Venus, Maximum North Declination
Moon and Venus Maximum North declination
Parallel Celestial Events 1929-33 and 1986-88

List of Figures

Solar Eclipses and Planetary Positions

Phases of the Moon

Relative Size of the Planets and Their Orbits

Changing Strength by House

Relation of Signs and Houses

Standard Deviation of Aspects

Venus-Uranus Aspects

Strength of Venus-Uranus Aspects

S&P 500--Spring 1988

Venus-Uranus Aspects

Standard Astrological Symbols

List of Charts

Heliocentric Mercury-Jupiter-Saturn--Wheat May 1988
Heliocentric Mercury-Jupiter-Saturn--Wheat March 1988
Venus-Pluto--Gold February 1988
Mars-Jupiter--S&P 500 weekly
Mars-Jupiter--Dow Jones 1986
Heliocentric Mercury-Jupiter-Saturn
Pluto-Retrograde--Gold weekly
Moon at Maximum Declination--Soybeans November 1982
Heliocentric Mercury-Jupiter-Saturn--Wheat Dec 1978
Combust--Soybeans September 1987
Mercury Retrograde & Solar Eclipse--Soybeans Nov 1976
Mars-Saturn--Cattle 1975
True Node plus Moon Declination
Mars Aspects--T. Bonds June 1987
Max. or 0° Lunar Declination--Dow Jones 1986
Mercury Retrograde--Soybeans July 1987
Apogee or Perigee of the Moon--Gold December 1987
Top of 1987 Stock Market
Mars-Uranus--Swiss Franc Weekly
Venus-Uranus--S & P 500 Index Weekly
Apogee & Perigee--July Silver 1987
Apogee--May Silver 1978
Venus-Uranus (Max Lunar Decl.) Dow Jones 1986
Mars-Saturn--Cattle weekly
Venus-Jupiter--March Gold 1983
Mars changing Signs--June T. Bonds 1988

List of Charts (continued)

Mars changing signs--December Live Cattle 1987

Mars-Uranus--Deutsche Mark March 1988

Heliocentric Mercury-Jupiter-Saturn--March Wheat 1987

Mercury Retrograde--November Soybeans 1988

North Node of Moon--March 1984 S&P 500 Index

Mars Major Aspects--September 1983 T.Bonds

Work sheet with Venus--July Soybeans 1988

Full Moon & Moon Node--Comex Gold February 1988

Quarter Moon & True node--T. Bonds March 1988

Jupiter Changing Signs--S&P 500 weekly

Mars changing Signs--Cattle June 1987

Forward

When you finish studying this book you should be able to do the following:

1. Know how to use an ephemeris.
2. Identify key planetary aspects & know how to use them.
3. Know where to go for further information.
4. Identify important lunar turning points.
5. Refer to the appendix for key dates.

I have condensed years of personal research in astrology into a few ideas that will help you in timing the stock market and certain commodities. There is no "Holy Grail"--at least I haven't found it--but this will definitely put the probability of success in your favor.

I cannot over emphasize the importance of mental conditioning when trading the markets. Trading is 80% mental and 20% technical. You must learn to "master" yourself using a balanced mixture of courage and discipline.

Preface

The purpose of this book is two-fold. First is to introduce the skeptic to the uncanny harmonic nature of speculative markets. I do not know the mechanism of how or why it works the way that it does. However, I know what to do when I see the phenomenon unfolding. Thomas Edison once said "it was not necessary to understand how electricity worked but just that the lights came on when the switch was turned on." Second is to alert the market student as to the significant astrological events that are about to occur. The Appendix lists some of the major financial astrological events through 1989.

In these few pages you are going to be exposed to the summation of many years of study by three financial astrologers: the author, Larry Pesavento; Ruth Turner; and Jim Twentyman. Between the three of us, we reconstructed thousands of price and time patterns to determine the validity of planetary forecasting.

The man-hours and computer time involved with researching and testing these tenets was enormous. Two years of full-time study was only possible because of the spiritual and financial support of Byron Tucker, Jay Krosp, and Jim Twentyman among others. They were, at first, reluctant to see the results made public; but, after lengthy conversations, it became apparent that most people reading this will be too lazy to thoroughly analyze the material, disbelieve what they see, or some combination of the two.

I do not believe in the "Holy Grail" of trading systems. Placing probabilities in your favor is what the intelligent

speculator will try to achieve. Most speculators would prefer that someone else do the research that is necessary to test a market principle or tenet. This book has polarized longtime friends from different parts of the country to share our ideas and cumulative man-hours to test these tenets.

A word of caution should be inserted at this time. A very small segment of the mathematical mystery of the universe is presented in this book. The goal was to select certain phenomena that occur frequently in order for the "trader-speculator" to profit.

Upon completion of studying this book, I feel the reader will, at least, have "one of his eyes opened" when something significant is happening in the sky.

Acknowledgements

- Ruth Miller and Jim Twentyman--Editorial comments
Laurel Beth Hobbs--Illustrations
The Latest Word--Word Processing & Editing
Beverly Smith--Typing and Moral Support
Byron Tucker--Forcing me to start and finish
Llewellyn Publications--Use of their diagrams
Commodity Perspective--Use of their charts.
Neil Michelsen and ACS Publications--Use of their ephemeris
Valliere's Natural Cycles Almanac 1988--Use of their charts
Lambert-Gann Publishing--Use of their graphs
Matrix Software--For developing "Blue Star"
LtCdr. David Williams--for his dedication to Financial
Astrology
Pam Orth--Proofreading.

Introduction

One of the recollections of my first stock purchase was its name, Elastic Stop Nut. It was a tip from one of my fraternity brother's father. Tip takers become tip givers and I spread the word faster than Ivan Boesky; the difference was that I knew nothing, inside or outside. As fortune was smiling on me, the stock rose quickly and everyone that bought the stock on my advice was now asking me for another tip. It was the early 1960's and just about any stock you bought went higher. This was a classic example of a famous saying "Don't confuse brains with a bull market." In a mature bull market, investors are sniffing around for undervalued bargains and this was the era of the growth stock. Price earnings ratios of 30 to 1 were common.

This process continued through several stocks until the inevitable "Bear market raid" of 1966. Buying on margin is not much fun when prices suddenly drop. I soon realized that investing was more difficult than I had originally anticipated.

I was in graduate school at Indiana State University majoring in finance and marketing when I got my first taste of successful investing. One of my professors was a classic chartist and filled his office with graphs, oscillators and stock data. There was a huge weekly chart of silver that fascinated me the first time I went into his office. That chart was about to change my life, and you will see why.

Numbers have never scared me. Equations were another story. Seeing this weakness, my professor assigned my MBA thesis in probability theory. I had to mathematically prepare a

formula for beating the Las Vegas dice (crap) game. Knowing that it was impossible in the long run, I concentrated on beating the game in the short run. I developed a modified-Martingale betting system. The odds of the thrower hitting a seven on any throw of the dice were 6 "to" 1. The casinos paid 5 "for" 1, which mathematically is 4 "to" 1. This tacit difference in percentages is one of the reasons why the casinos are so plump and luxurious. I learned this lesson faster than any other.

Professional gambling never interested me with the exception of poker, a game of skill that requires both good memory and patience: two notable characteristics of a successful speculator.

It was during one of my economics lectures that I heard of "Gresham's Law -- Bad money drives out good money." If the physical value of what the money was made of (i.e. gold or silver) becomes more valuable than its face value, it would be hoarded instead of being used as a medium of exchange. The year was 1965 and silver was freely traded at around \$1.20 to \$1.40 per ounce. It was illegal for U.S. citizens to own gold except in the form of rare numismatic gold coins. My economics instructor explained to us that the U.S. Treasury had been making dimes, quarters and half-dollars with 90% silver until 1964--A classic example of Gresham's law. He told us that once the price of silver started to rise, the coins that were 90% silver would be hoarded. He mentioned one other fact! The U.S. Treasury had outstanding paper bills that stated on the face "will pay to the bearer on demand in silver." They decided that anyone who wanted silver could present these bills to the Treasury and receive one ounce of

silver for each one dollar silver certificate. The window of opportunity to make a fast killing was now open! All anyone had to do was collect silver certificates at \$1.00 each and wait to redeem them for silver at the mint. Our class studied this phenomenon and came to the conclusion that it was "the goose that laid the golden egg."

Over the next few months we put together a buying pool for silver certificates. We more than doubled our money in less than one year by taking the silver to Handy and Harmon for cash!

After graduate school, I moved to California and started a family and continued to follow the markets. It was 1970 and the commodity markets were staying in narrow trading ranges for months. We did not have the "exotic" financial futures that the traders of today can enjoy. Pork Bellies were about as exotic as one could expect.

I was concentrating in certain stocks and was not doing too well because the stock market had made a major top. Conti-commodity had been placing ads in the *Los Angeles Times* telling about the coming shortage in sugar. Roy Fassel was the manager of the L.A. office for Conti. Roy, is the best "pure" technical trader I have ever met. He is consistently profitable. At that time, Roy was very bullish on Wheat and his technical methods thoroughly impressed me. We began buying wheat and the higher it went the more excited I became. We didn't know until much later that the Russians were buying everything in sight that was growing. I was making money every month and my thirst for knowledge about this "easy" money was quenchless.

Dave Nelson was a veteran of 40 years in commodities and published an advisory service *Market Research Associates* in Pasadena, California. His office was next door to Earl Haddady and Jim Sibbett. Between these three men and Roy Fassel my initiation into the "technicians" society was complete.

Dave was **WILDLY** bullish on Soybeans! It was now late in 1971 and success had spoiled me. My speculative positions were increasing dramatically. To say my confidence level was high would be an understatement.

It should be mentioned that the people who were working or trading through Roy Fassel's office were quite special to the commodity business. Ed Horwitz the "premiere" legal expert in commodity law in the country, as well as a genius at campaign trading, used this office. Working and living with Roy was Rick "Bid a Million" Barnes of Barnes & Co. Rick was the broker for Goldman's Egg City. He left for Chicago in 1972 and has since amassed a huge fortune estimated to be hundreds of millions of dollars. Jay Krosp, one of my closest friends and supporters, made several million in Soybeans in 1977--sold out at the top and bought Jimmy Stewart's 11,000 acre ranch in Elko, Nevada. **He still owns the ranch!** Jim Twentyman knows more about the life and theories of W.D. Gann than **anyone-anywhere!** Several other people in that office went on to become members of the exchange or write commodity books. It was really a very special environment.

I started my entrance into technical analysis with the classic *Technical Analysis of Stock Trends* by Edwards and McGee.

Shortly after finishing this work I bought James Hurst's *The Profit Magic of Stock Transaction Timing*. He was giving seminars in San Francisco teaching the CycleTech method of trading commodities. There were quite a few famous people who attended this event: Walt Bressert of Hal Commodities, Phylliss Kahn of Gann World, John Hill of Commodity Research Institute among others. I studied his principles of harmonicity, synchronicity, periodicity, and half-span moving averages. It made a great deal of sense to me so I decided to try it in the market. I **could not lose!** It was now 1972 and all commodity markets were starting up. Inflation was rising, the Arabs raised the price of oil, and Nixon had taken the U.S. off the Gold standard.

My system of trading was to use the 12-18 day cycle lows to take advantage of buying opportunities. **Unbelievable--** I was making more money in one month than my father would make in a year. I had a new house, several new cars, children's education fund and expensive clothes and jewelry. Humility did not have a place in my vocabulary. Then came the summer of 1974!

The previous year, soybeans had reached \$12.90/bushel--sugar at 65 cents--wheat \$6.00/bushel. The markets were very volatile and margins had been increased because of the higher prices. This did not concern me because I was long and had plenty of money.

The first price break came in early summer of 1974 but prices rallied back quickly. Then an interesting phenomenon happened. The markets would come down and make a 12 to 18 day cycle low and begin to rally. But the rally would only last a few days and

then fall quickly to the next cycle low. For the first time in three years, I was losing! **Enter the fall of 1974.**

By this time I had lost about half of my fortune. My confidence level was still high. I was long soybeans, soybean meal, and cattle. **The markets began to collapse in October.** Day after day they went lower for no apparent reason. **I did not use stops!** Finally, cattle started going down the limit every day. After four or five days of limit down moves, I was wiped out. All my trading capital was gone!

Lao Tse said "when the student is ready, the teacher will appear!" It was about this time that I met John Hill of Commodity Research Institute in Hendersonville, North Carolina. He began loaning me books to read and I started learning about technical analysis. Since I had no trading capital, I had to gain knowledge and I studied with **reckless abandon.** No trading--just reading and testing. The authors I studied are familiar to most of you: Elliott, Dunnigan, Wycoff, Babson, Williams, Tubbs, Chase, Longstreet, Gartley, Livermore, Gann, Taylor, Issac Newton and hundreds of others. I literally studied everything that I could find. I will always be grateful to John Hill of the Commodity Research Institute for aiding me in my search for knowledge. His library is an endless array of books and systems on trading.

By 1975, I had recovered emotionally, but not financially, from my 1974 loss. Jesse Livermore was right when he said that **"taking a big loss does damage to the soul."** Soybeans were rather quiet at the \$5.00 per bushel level and most analysts were looking for lower prices. The reason escapes as to why I was so

bullish on soybeans but it was the right place to put risk capital. In a few short months I had accumulated about \$70,000 in profits. I was spending most of my free time studying and trading the markets so I decided to become a stock and commodity broker. The next six years were very profitable, both from commissions and trading profits.

On my fortieth birthday, my wife asked me what I wanted most--my answer was to go to Chicago and trade as a local floor trader! It was 1982, and the foreign currencies and the treasury bills were the crowd favorites. I had leased an IMM seat from Lind-Waldock and proceeded to make money each month by trading on the "floor" for three weeks and in California for one week. It was during this stay in Chicago that I met Byron Tucker.

Byron was a floor trader with years of experience in the markets. He changed my life by coercing me into reading metaphysical books that I did not understand. **I still don't understand them!** However, I became strongly attracted to the writings of Confucius, Lao-Tsu, and Lao-Tse and eventually the Kabala. He is by any measurement a "true" friend and has supported and stood by me during the worst of times. This book would not be written if not for his encouragement.

There is one advantage of not having reserve capital and that is it allows one to do research. My interest in astrology started in 1977 while working as a broker at Drexel Burnham. A recently divorced elderly lady came into my office one afternoon and told me that she had been using astrology to trade silver. She asked if I would like to see her do it in real time trading--of course I said

yes. Her orders were unusual in that they were "time" orders. "Sell silver at 7:02 am on Monday--Cover short at 10:30 am Tuesday." Her accuracy rate was unbelievable! I continued to work with her for about two months via telephone.

One day when I called the lady for her order, I found the phone disconnected. She had moved and left no forwarding address. My efforts to locate her were unsuccessful. She had been living in Santa Monica and went into the Dean Witter office every morning to see how her silver was doing. My guess is that another broker or investor wanted her advice exclusively.

My next step was to reconstruct her trades "astrologically." That was not an easy task! I finally figured out that she **did not** trade when the moon was "void of course"--moving from one sign of the zodiac to another. This worked well until the vertical rise to \$54.00 per ounce. Since that time it has yielded only fair results.

The spring of 1983 was the most significant turning point in my life. Unfortunately it was a turn-down. I was "bearish" on stocks in late April 1983. The Standard and Poor's 500 began trading at the Chicago Mercantile exchange in April 1982. It was an immediate success--**high volatility, low margin, good liquidity!**

My position consisted of approximately twenty short S & P June futures contracts and short eight 160 June calls. My trading plan was very specific and I had instituted warning signals if my assumptions were incorrect. As fortune would have it, the market started down and everything looked fine. Within a few days the market had recovered and my position was showing a small loss.

I had written notes to myself on what to expect and where my stops should be placed. Eight years had passed since I made a "fatal" market error. The next one turned out to be a dandy! One day that spring, the S&P 500 opened with a large gap and was quickly 500 points higher in a short time. I had this factor in my trading plan--it was a sign to cover shorts and go long. By not acting for several days, the lack of discipline cost me \$100,000 plus the damage to my self-confidence.

Another cost involved in the lack of discipline was an "opportunity" cost. At the same time of my bearish position in stocks, I was very bullish on soybeans. My capital was depleted but more importantly I was emotionally drained. Soybeans soared \$3.00 per bushel without me. I stopped trading for over a year and returned to California as a broker.

Meanwhile, I renewed contact with Ruth Miller, who had been an old friend of my family for over twenty years. She is a retired college professor now raising soybeans in Southern Illinois. One day several years ago she sent me a note in early summer: "October Soybean Oil will be trading at 13.80 on September 15th." I taped the note to my quote machine and waited until September. As September rolled around, I saw that Soybean Oil was getting very close to the 13.80 level. When I called Ruth, she was quite excited and said that she had found some very interesting astrological trading signals. I planned a trip to the Midwest to learn what she had discovered.

Spending a week with her opened my eyes about certain planetary configurations that put the probabilities of a successful

trade heavily weighted in your favor. Before starting to teach me what she had found she asked that I not divulge her "Corn" trading system. After she showed me the trade I understood why! This event pays the rent every month--and it has worked since corn started trading in the 1800's. Once she pointed out certain things to me I began to see the harmonic relationship of cycles and planets. Having the "Blue Star" program from Matrix Software enabled me to study many different ideas. You will find several of my worksheet charts in the book. They were included to illustrate the time involved in working with financial astrology.

It is my hope that after reading this book your interest in financial astrology will be awakened. You will have to read this book more than once to understand the unusual terminology in astrology and the concepts. If you will only follow the Venus-Uranus aspects presented here, it will return the cost of this book many times over.

Keep in mind that the most important "tool" in a technician's briefcase is--an eraser.

SECTION ONE:
OUR SOLAR SYSTEM

Section One:

Our Solar System

Astrology and Our Solar System

"Astrology is the Science of Life's Reactions to Planetary Vibrations."

Astrology, as the interpreter of Nature, shows that the world is conducted according to a well defined plan, that everything is arranged with wonderful order, clearly timed with marvelous precision and effected with unerring accuracy. Nothing happens by chance; there are no accidents in the divine plan; and in reality there is no discord, for nature recognized no distinctions and works only for progress through a refining process which sometimes destroys only to reconstruct with improvement. As students advance in the study of astrology they realize each in his place, according to an orderly or cosmic plan; with opportunities to produce certain results, but it remains for us to determine the quality of these results by refining our reactions to planetary influence.

Llewelyn George

In this book you are going to be exposed to some of the astronomical (aspects) of the solar system and the astrological (interpretation) of the houses and signs. There are several diagrams in the next few pages that will help you picture where we are and how things fit "harmonically" together. It will be necessary to be able to distinguish the planets, know the difference between a "house" and a "sign," and recognize when important aspects are forming. Most of this material was researched by "masters" much more adept than this author, but I have tried to put it together so that it may be used in trading. I owe a great deal of gratitude for the use of their graphs and charts. If credit was not acknowledged, it was done so without intent or malice.

I base my astro-cycle system on using an ephemeris. There are two ways of looking at our solar system, the geocentric method with the Earth as the center of the universe and the heliocentric method with the Sun at the center. This book will concentrate on the geocentric approach because I have found it to be most reliable from a trading standpoint. The earlier researchers such as Langham, ~~Jensen~~ Butaney and others used the geocentric method. One could argue for years which is correct. Personally, I follow both but only make decisions based on the geocentric aspects (the only exception is the wheat market). Geocentric makes logical sense because the moon is such an accurate timer in many of the markets.

The reader will find diagrams that will be helpful to differentiate the planets, houses, signs, and certain solar and lunar phenomena.

PLANETARY ASPECTS

There are nine planets that revolve around the Sun: Mercury, Venus, Earth, Mars, Jupiter, Saturn, Uranus, Neptune and Pluto in that order. Most of the planetary aspects presented in this book will be geocentric (with Earth in the center). Aspects are the Geometric angles that exist between each planet. The next paragraph will explain why geocentric aspects are used as opposed to heliocentric aspects (Sun-centered).

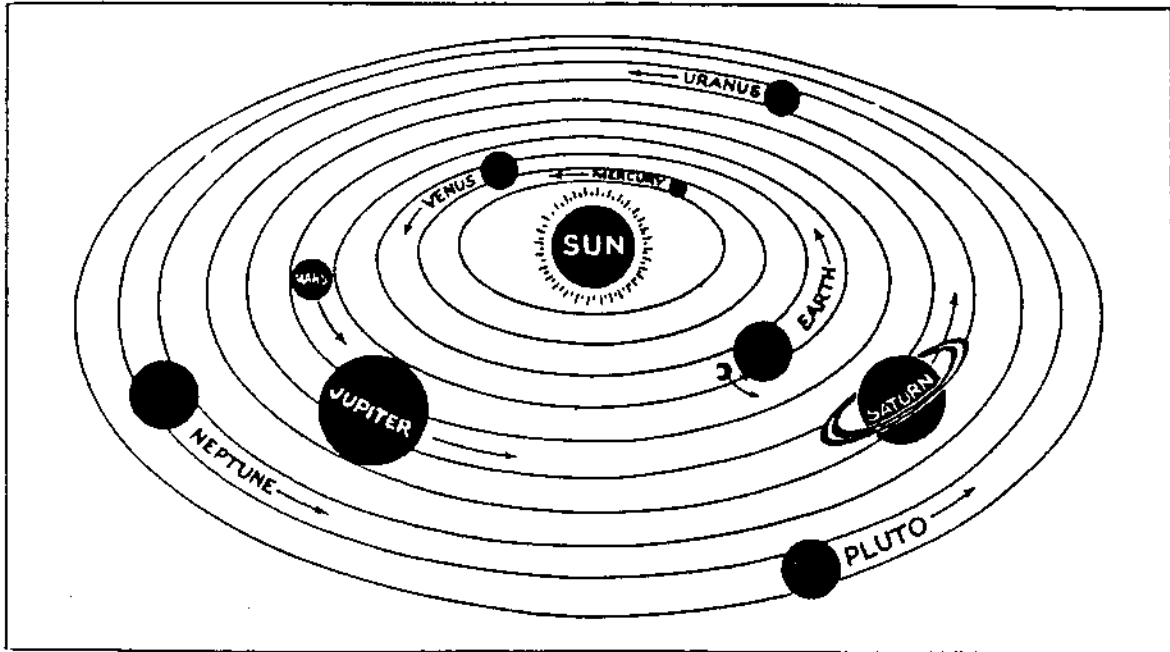
Johann Kepler, the founder of modern astronomy, had this to say about the aspects: "An angle formed on the earth by the beams (rays) of two planets...A most unfailing experience of the excitement of the subliminal natures by the conjunction and aspects of the planets, has instructed and compelled my unwilling belief." Kepler went on to discuss why he used geocentric versus heliocentric aspects. He considered the earth as "a" center of influence and not exclusively "the" center of influence. As a trader, the geocentric aspects and lunar phenomena presented here will improve your timing.

A (natal chart) is directly concerned with the birth of a being (i.e. market). It is the planetary chart that exists at the exact moment, date, and place of birth. Natal astrology is one of the more difficult areas of financial astrology because it is subject to a wide range of interpretation. It was omitted from the book because of the complexity in presenting the material without confusing the reader. Geocentric aspects and lunar phenomena can stand alone as useful tools in market timing. The material was written to "Keep It Simple" as much as possible.

In the next few pages you will find several illustrations, diagrams and tables that will help the reader to grasp the concepts with relative ease. The section on houses and signs should be viewed as an overview. Once your interest in astrology intensifies you will make a transition into the interpretation of the zodiac.

OUR SOLAR SYSTEM

Relative Size of the Planets and Their Orbits



Planetary vibrations operate according to the grade of intelligence, whether it be through the seed, the animal or the human. The human has the advantage of being able to accept, modify, amplify, diminish or transform the effect of planetary vibrations through **conscious** exercise of his facilities. Man is free within the confines of Cosmic Law; the degree of freedom he manifests being largely dependent upon what use he makes of his intelligence. Hence the study of planetary aspects is important.

Llewellyn George in
A to Z Horoscope and Delineator
 Llewellyn Publications

INTERPLANETARY SYNODICAL PERIODS

Mean Lengths in Tropical Years.

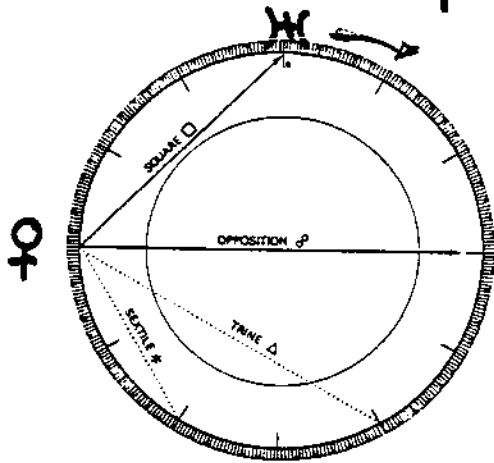
Mercury-Pluto	0.24	Sun-Jupiter*	1.09
Mercury-Neptune	0.24	Sun Venus	1.59
Mercury-Uranus	0.24	Mars-Pluto	1.89
Mercury-Saturn	0.24	Mars-Neptune	1.90
Mercury-Jupiter	0.24	Mars-Uranus	1.92
Mercury-Mars	0.27	Mars-Saturn	2.00
Sun-Mercury*	0.31	Sun-Mars*	2.13
Mercury-Venus	0.39	Mars-Jupiter	2.23
Venus-Pluto	0.61	Jupiter-Pluto	12.45
Venus-Neptune	0.61	Jupiter-Neptune	12.78
Venus-Uranus	0.61	Jupiter-Uranus	13.81
Venus-Saturn	0.62	Jupiter-Saturn	19.85
Venus-Jupiter	0.64	Saturn-Pluto	33.43
Venus Mars	0.91	Saturn-Neptune	35.86
Sun-Pluto	1.00	Saturn-Uranus	45.36
Sun-Neptune*	1.00	Uranus-Pluto	127.13
Sun-Uranus*	1.01	Uranus-Neptune	171.40
Sun-Saturn*	1.03	Neptune-Pluto	492.32

**Solar combinations in reality are those participated in by the earth*

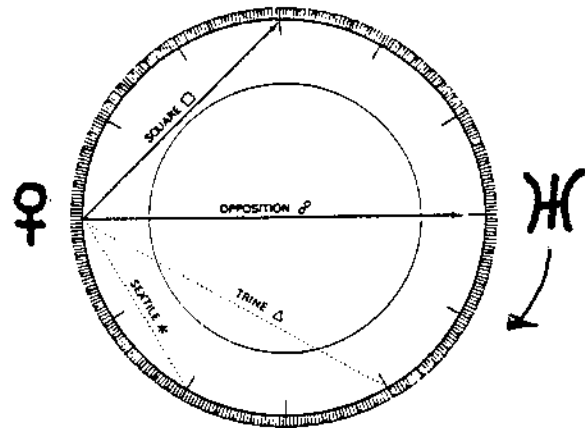
A synodic period is the length of time two planets meet at conjunction (0°) and travel through sextile (60°), square (90°), trine (120°), opposition (180°) and back to conjunction again. The Venus-Uranus synodic period is .61 years or 225 days.

MAJOR ASPECTS

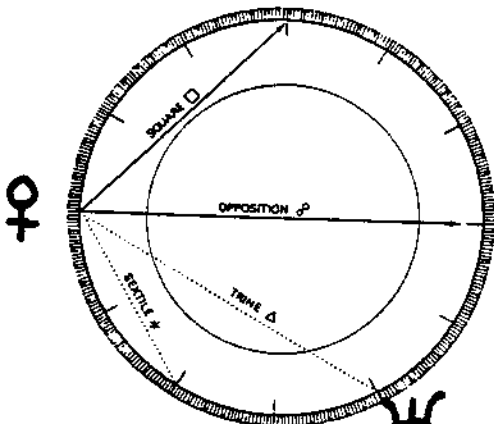
(Venus: ♀ Uranus: ♂)



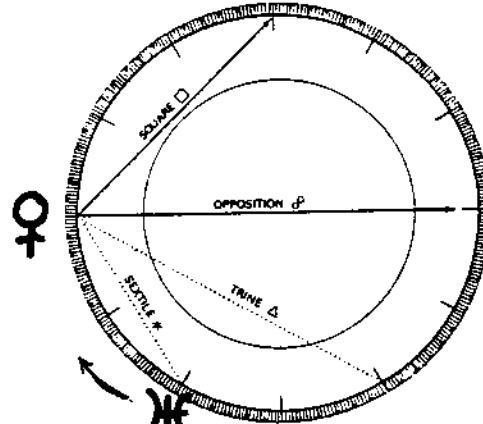
Square 90°



Opposition 180°

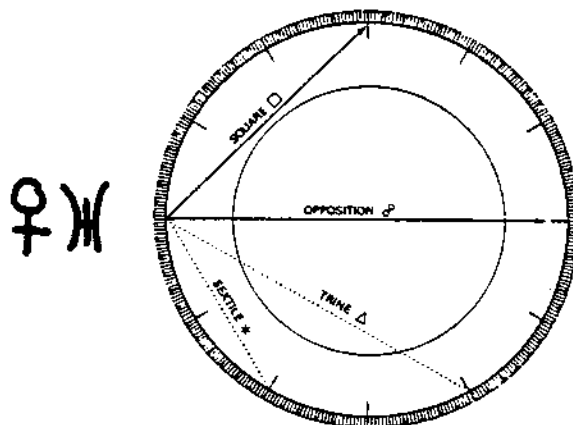


Trine 120°



Sextile 60°

Conjunction 0°



Changing Signs of the Zodiac

Each planet travels through each sign of this imaginary circle called the zodiac. The following is the approximate length of time that each planet stays in each of the twelve signs of the zodiac.

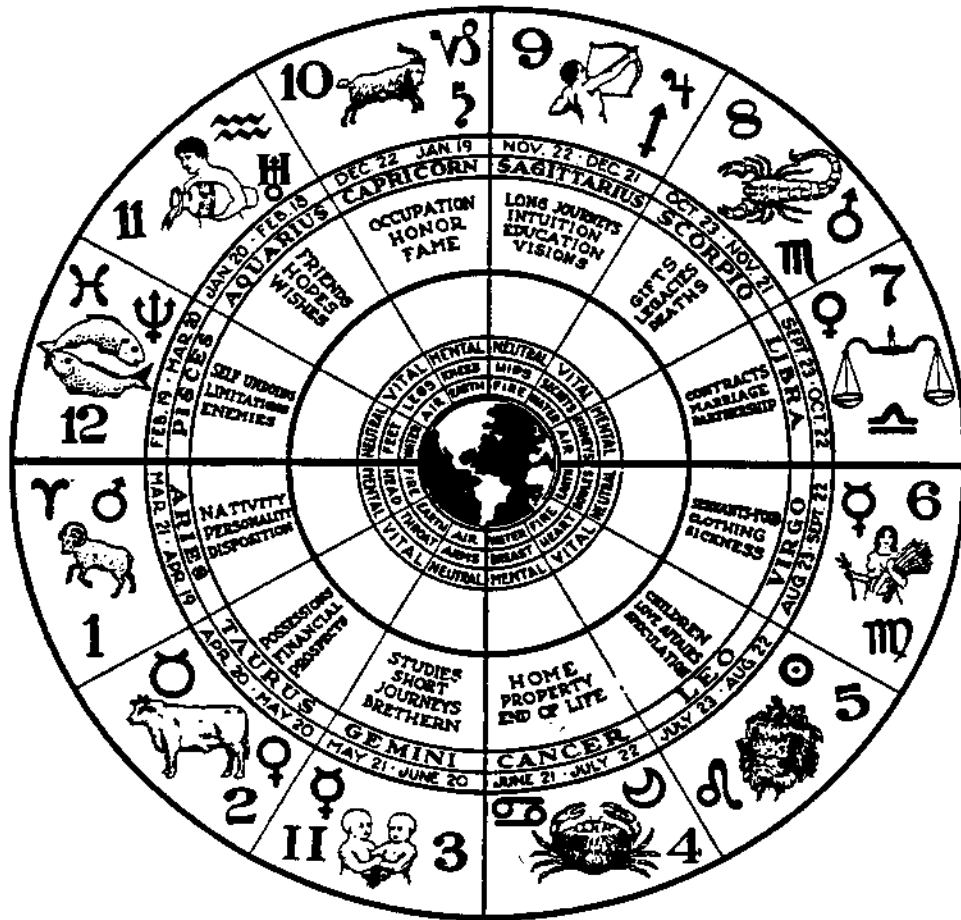
These times vary depending on the retrograde motion of the individual planet.

Planet	Avg. time in Zodiac Sign
Moon	2 1/4 Days
Mercury	18 Days
Venus	23 Days
Sun	30 Days
Mars	46 Days
Jupiter	365 Days
Saturn	2 1/2 Years
Uranus	74 Years
Neptune	144 Years
Pluto	204 Years

The financial astrologer should be aware when planets change from one sign to another. Special attention must be given when several planets are all in the same house. An excellent example of this was August 1987! Five planets were in the sign of Leo as the stock market was making its top. The October low of 1974 in the stock market was accompanied by four planets in the sign of Virgo!

STANDARD ASTROLOGICAL SYMBOLS

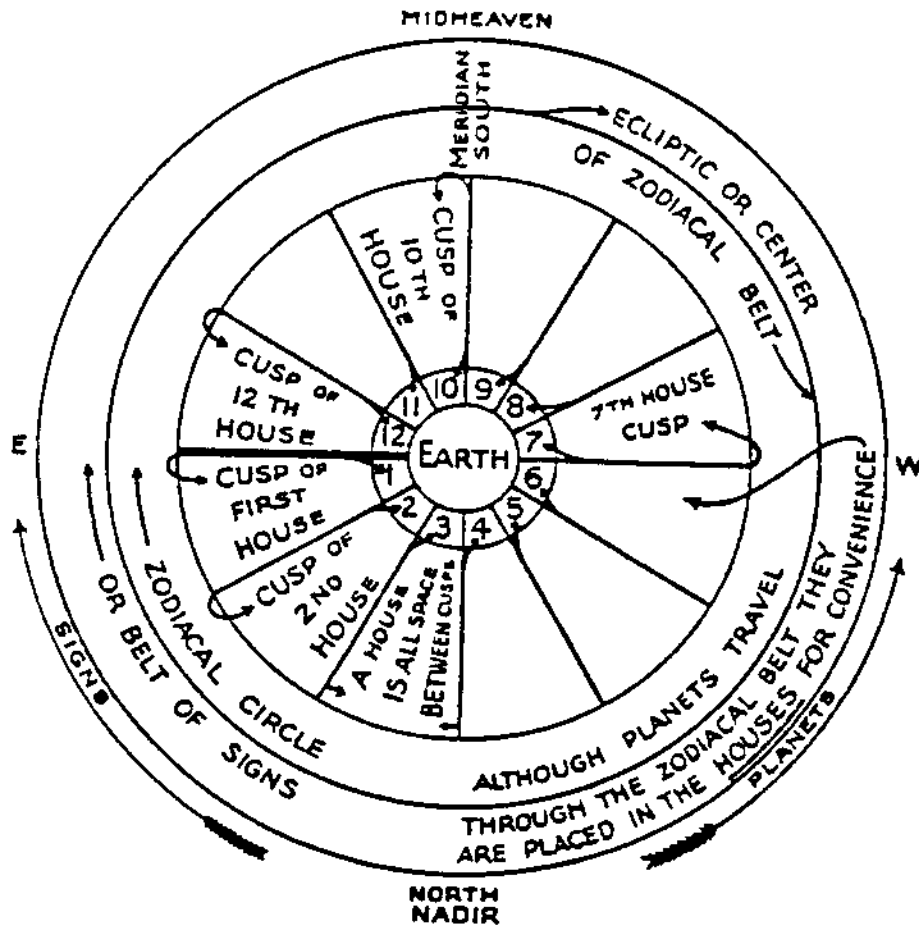
Capricorno
22-19
↓
Cusp = Cuspidi



THE ZODIACAL SIGNS

Symbol	Sign	Symbol	Sign
♈	Aries	♎	Libra
♉	Taurus	♏	Scorpio
♊	Gemini	♐	Sagittarius
♋	Cancer	♑	Capricorn
♌	Leo	♒	Aquarius (See)
♍	Virgo	♓	Pisces

THE RELATION OF SIGNS AND HOUSES



EXPLAINING DISTINCTION BETWEEN A "HOUSE " AND A "SIGN"

Signs are the twelve divisions of the Zodiac. Houses are twelve segments of space between the Earth and the Zodiac. (Consider the earth as in the center for the sake of convenience.)

CONTRACT USM 88
 99-23 ON 04/16/86
 66-16 ON 10/07/85
 UP AVG 425
 DOWN AVG 260
 2K 81.83
 20 79.79
 12/30/87

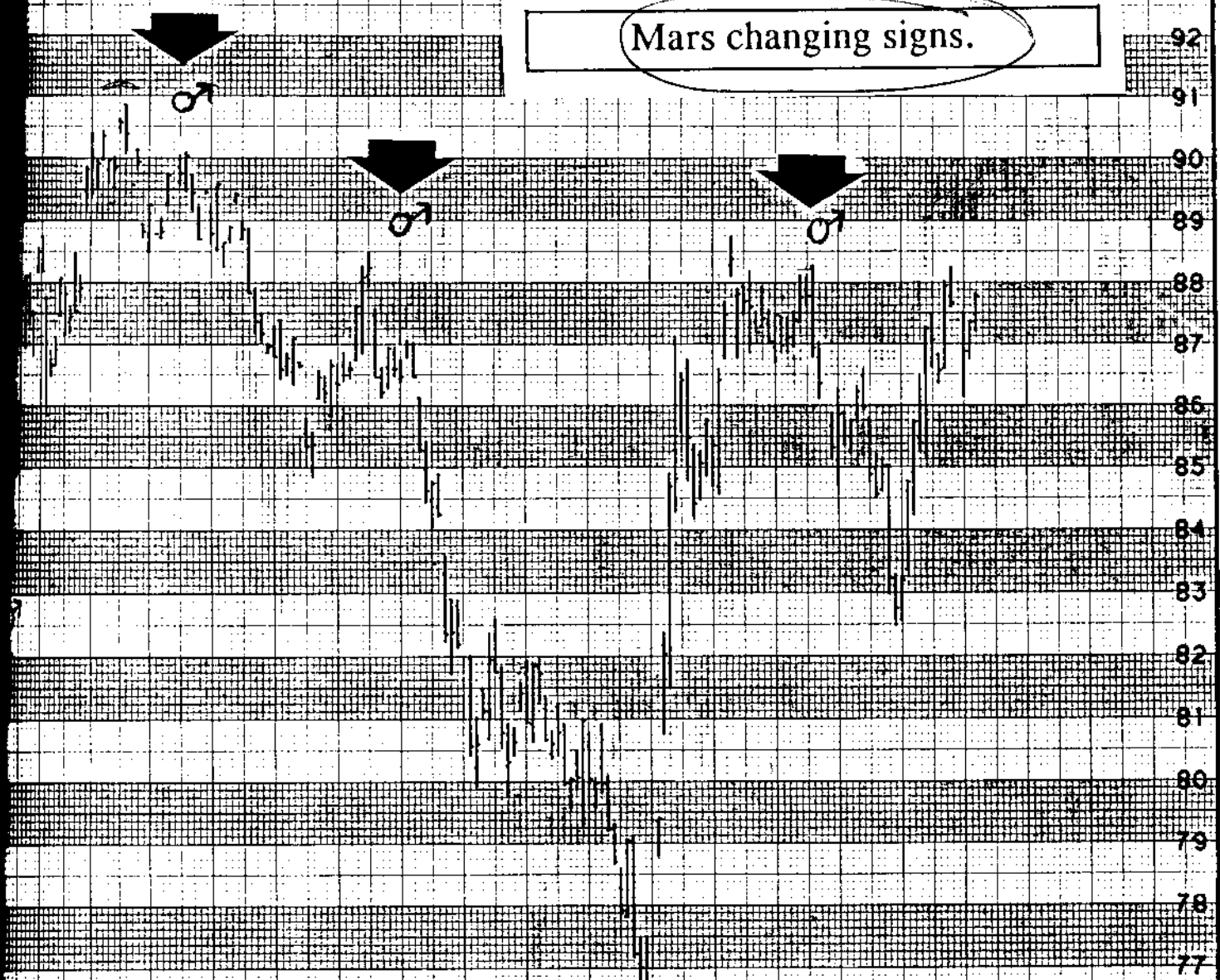
T-BONDS

JUNE 1988

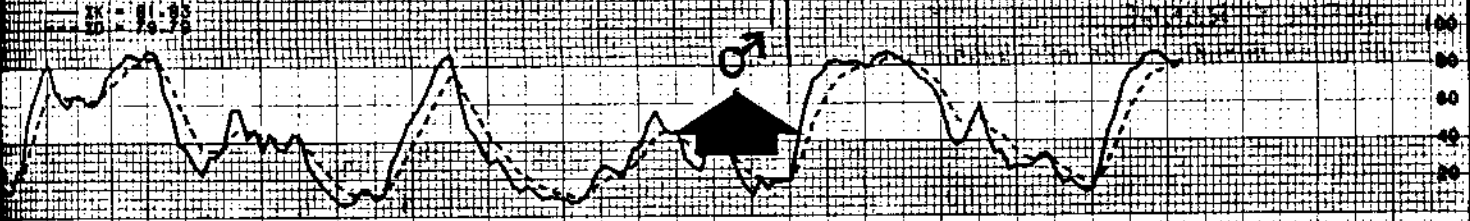
CHICAGO BOARD OF TRADE
TRADING HOURS 8:00 - 2:00 CT

CONTRACT SIZE \$100,000
 MIN. VAL 1/32 POINT + 0-01
 VALL 29 33.25/CONTRACT
 EACH VAL 1/32 POINT
 VAL 1/25/CONTRACT
 DAILY LIMIT 86/32 + 3 POINTS
 KALIM 33,000/CONTRACT

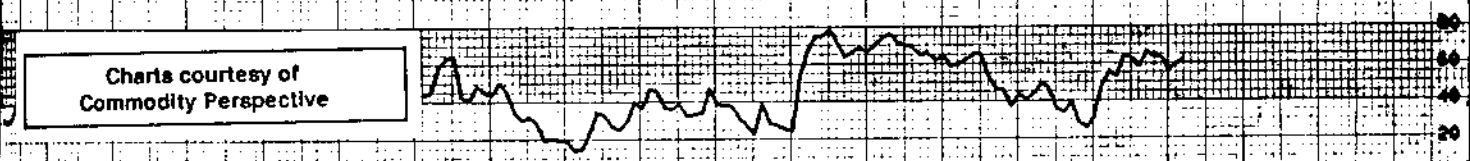
Mars changing signs.



9 DAY STOCHASTIC



9 DAY RELATIVE STRENGTH



Charts courtesy of
Commodity Perspective

TREASURY BONDS

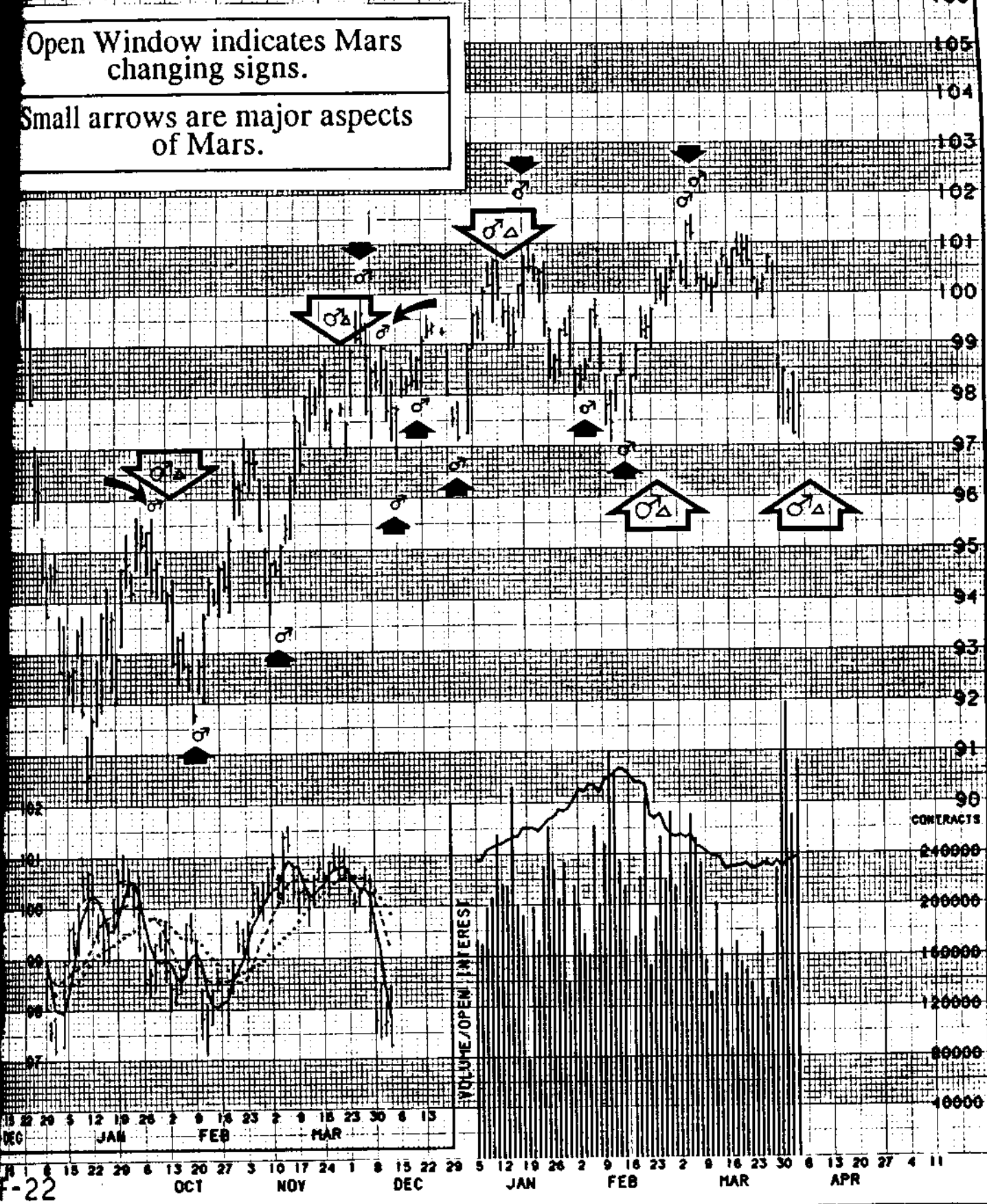
JUNE 1987

CHICAGO BOARD OF TRADE
TRADING HOURS 8:00 - 2:00 CT

MIN. INCR. 1/32 POINT
VALUE 31 31.25/CONTRACT
EACH GRID 31 1/32 POINT
VOL. 1125/CONTRACT
DAILY VOL. 1125/CONTRACT
VALUE 1125/CONTRACT

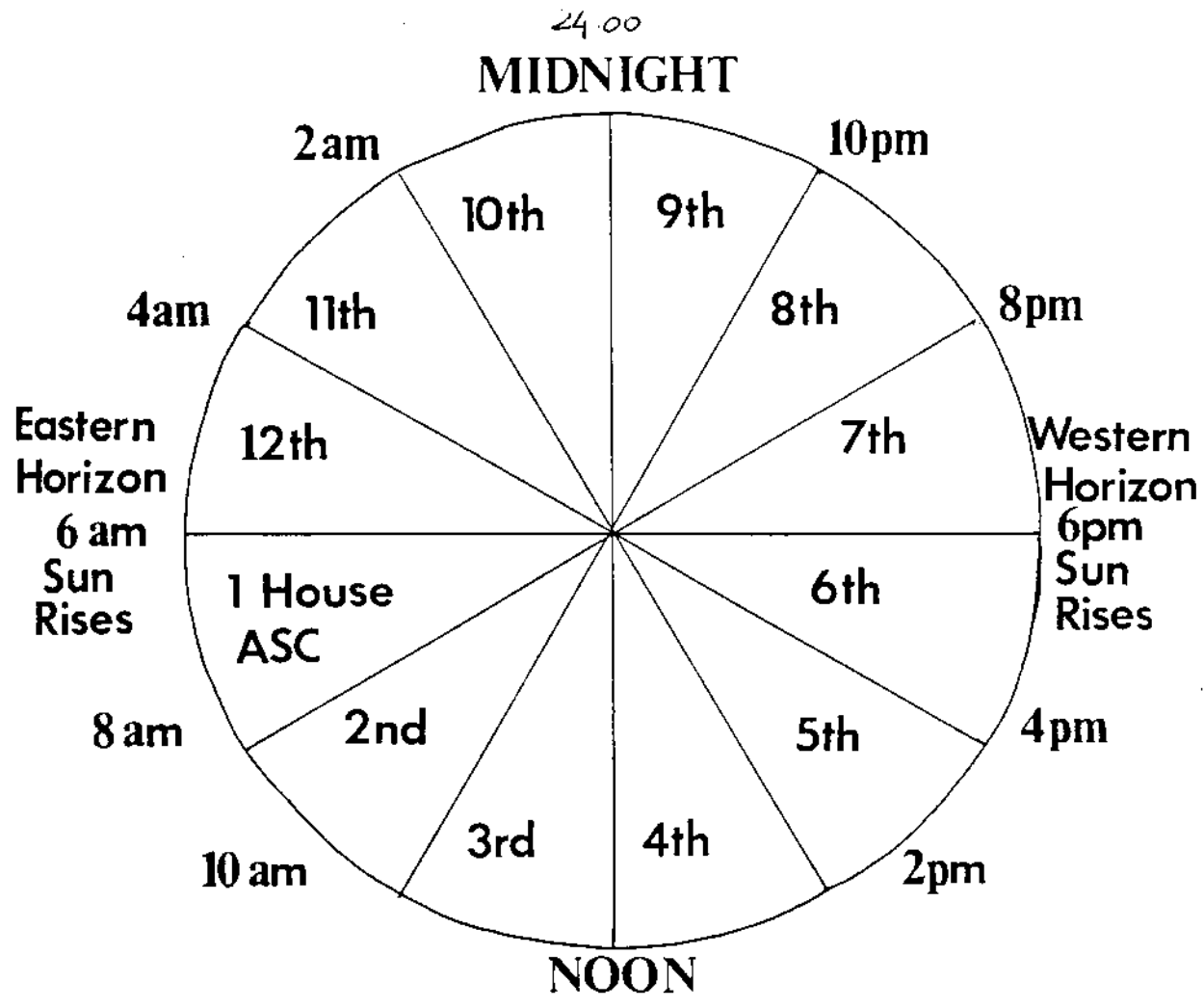
002-05 04/20/87
03-12 04/03/87
UP 153
DOWN 153
UP 153
DOWN 153
UP 153
DOWN 153

Open Window indicates Mars
changing signs.
Small arrows are major aspects
of Mars.



CHANGING STRENGTH BY HOUSE

The Strength of the Houses (in order of the strongest to the weakest) is: 1st, 10th, 7th, 4th, 11th, 8th, 9th, 12th, 2nd, 3rd, 5th, and 6th.



THE KEY TO THE ENTIRE PLANETARY HOUSE PATTERN

	♂	♀	♃	♄	♅	♆	♇	♈	♉	♊	♋	♌
♈	1	12	11	10	9	8	7	6	5	4	3	2
♉	2	1	12	11	10	9	8	7	6	5	4	3
♊	3	2	1	12	11	10	9	8	7	6	5	4
♋	4	3	2	1	12	11	10	9	8	7	6	5
♌	5	4	3	2	1	12	11	10	9	8	7	6
♍	6	5	4	3	2	1	12	11	10	9	8	7
♎	7	6	5	4	3	2	1	12	11	10	9	8
♏	8	7	6	5	4	3	2	1	12	11	10	9
♐	9	8	7	6	5	4	3	2	1	12	11	10
♑	10	9	8	7	6	5	4	3	2	1	12	11
♒	11	10	9	8	7	6	5	4	3	2	1	12
♓	12	11	10	9	8	7	6	5	4	3	2	1

THE ZODIACAL SIGNS

Symbol	Sign	Symbol	Sign
♈	Aries	♎	Libra
♉	Taurus	♏	Scorpio
♊	Gemini	♐	Sagittarius
♋	Cancer	♑	Capricorn
♌	Leo	♒	Aquarius
♍	Virgo	♓	Pisces

This table lists the planet, house and the zodiac sign that rules each planet as interpreted by Luther Jensen in *Astro Cycles and Speculative Markets* published by Lambert-Gann Publishing of Pomeroy, Washington. It has withstood the test of time.

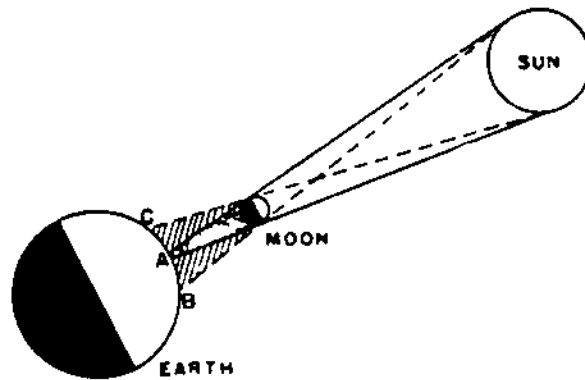
Eclipses (How to trade Eclipses)

Solar and lunar eclipses usually receive extensive press coverage, probably because these events can be seen with the naked eye in different parts of the world. As a trader, eclipses present "special" opportunities. The neophyte financial astrologer will get very excited about the appearance of an eclipse because it is such an important astrological event. One must study market action at the time of an eclipse in order to determine strategy. It was necessary to go back 50 years of the stock market to ascertain what effect the solar or lunar eclipse would have on mass psychology (i.e. stock prices).

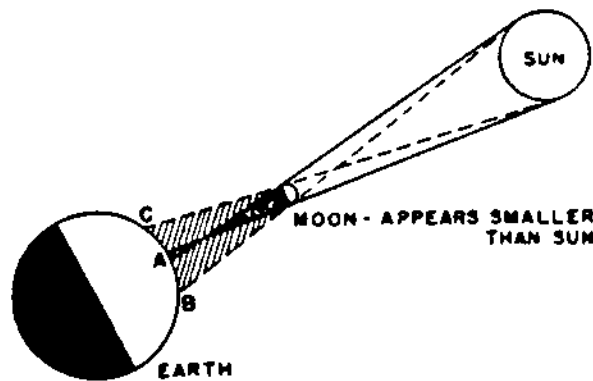
The following observations will be helpful in implementing trading strategies for the stock market and grains:

- ① Eclipses are excellent short term change in trend indicators. The effect will take hold within 2 days of the actual event.
- ② Solar eclipses usually have more effect than lunar eclipses.
- ③ If the stock market does not appear to be affected by the eclipse it is a very strong indication that the trend of the market before the eclipse will continue for some time.

SOLAR ECLIPSES & PLANETARY POSITION



A total eclipse at A. A partial within B-C.



Annular eclipse at A. A partial within B-C.

This illustrates a planet's position during an eclipse of the Sun. Remember that the diameter of the Sun is 400 times that of the Moon. It is easier to see how the Sun's rays are affected by an eclipse using this model.

SOYBEANS

37 NOVEMBER 1976

Chicago Board of Trade

COMMODITY PERSPECTIVE/CHICAGO, ILLINOIS 60604

FRAC7 5X 76
 777.25, 07/07/76
 983.00, 01/27/76

CENTS PER BU.

780

760

740

720

700

680

660

640

620

600

580

560

540

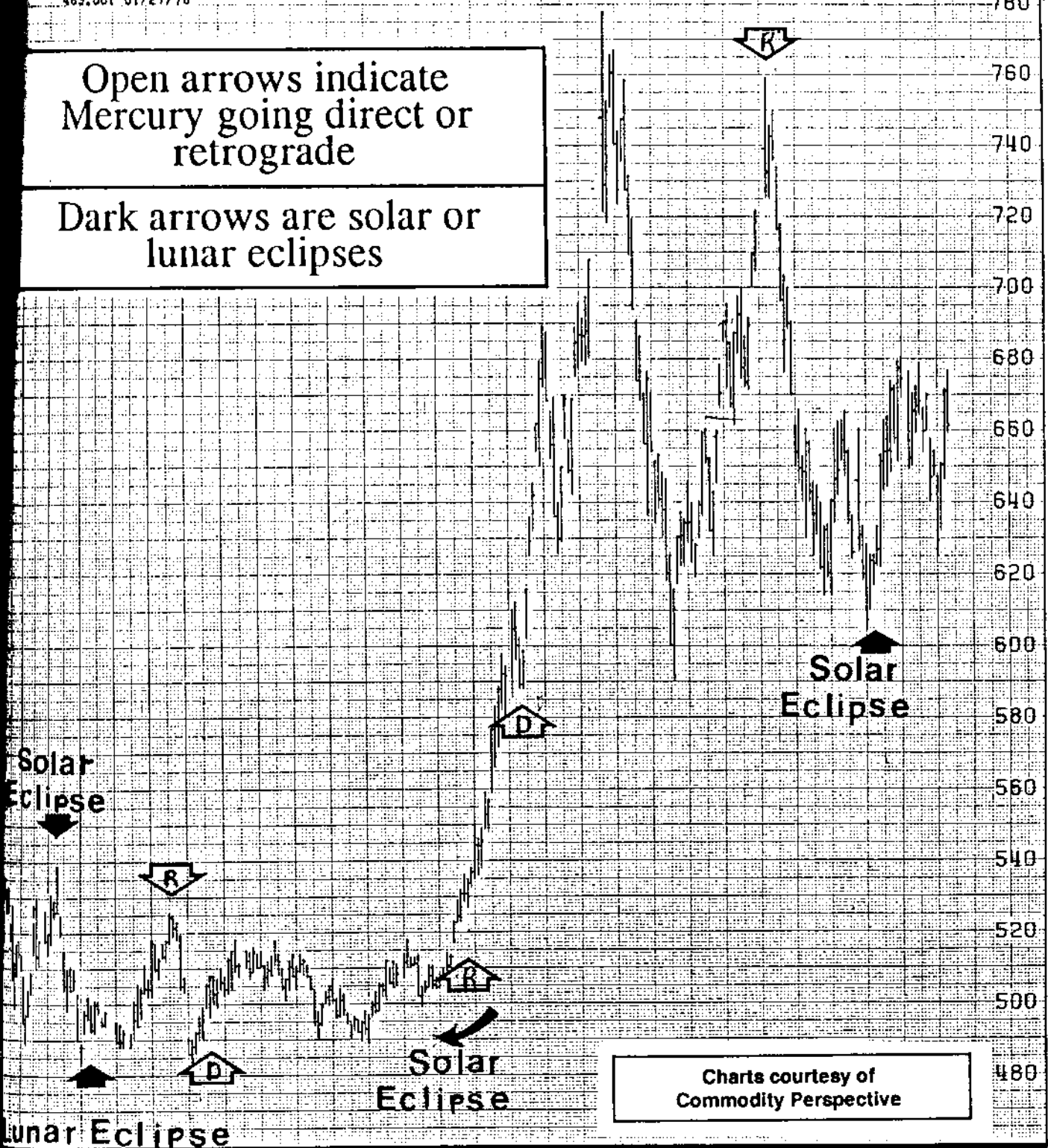
520

500

480

Open arrows indicate
 Mercury going direct or
 retrograde

Dark arrows are solar or
 lunar eclipses



Solar
 Eclipse

Solar
 Eclipse

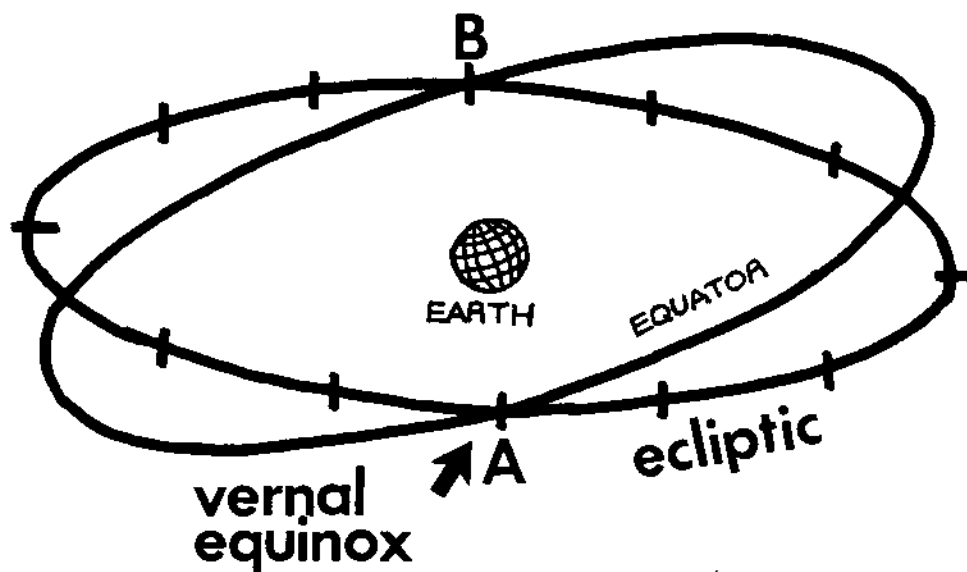
Solar
 Eclipse

Lunar Eclipse

Charts courtesy of
 Commodity Perspective

NOV. 10 17 24 1 8 15 22 29 5 12 19 26 2 9 16 23 1 8 15 22 29 5 12 19 26 3 10 17 24 31 7 14 21 28 5 12 19 26 2 9 16 23 30 6 13 20 27 4 11 18 25 1 8 15 22 29 6 13 20 27

THE EQUINOXES AND SOLSTICES



The plane of the Zodiac intersects the celestial equator at an angle of approximately $23^{\circ}28'$. The two points of intersection (A + B) are called the equinoxes.

Retrograde Motion

Retrograde motion of a planet occurs when a planet moves faster than another planet in its orbit. It appears that the planet is moving backwards but, in fact, it is not. Major price changes may occur in commodity and stock prices very near these time periods. Mercury retrograde conditions affect the grains and livestock, and Jupiter and Uranus in retrograde, affect stock prices. Pluto retrograde has an effect on gold prices.

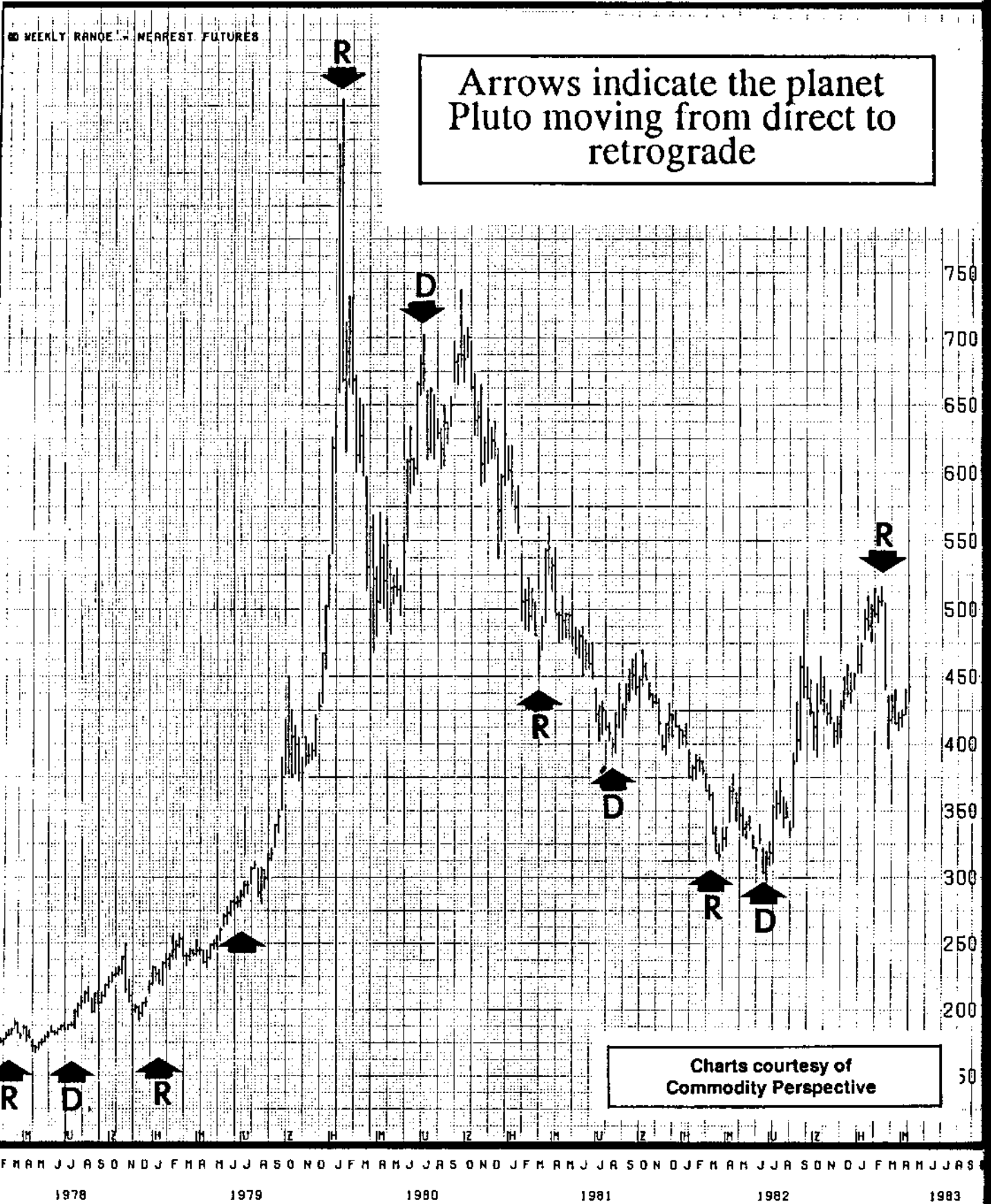
- ▶ The Sun and Moon are never retrograde or stationary.
- ▶ Mercury is retrograde 24 days and is stationary about one day before and after.
- ▶ Venus is retrograde 42 days and is stationary two or three days before and after.
- ▶ Mars is retrograde for 80 days and is stationary two or three days before or after.
- ▶ Jupiter is retrograde 120 days and is stationary about five days before and after.
- ▶ Mercury, Venus, Mars, and Jupiter in retrograde motion have an effect on price action. Why this occurs is unknown but the astute trader should be aware of those times.

Tropics
 length
 max
 & varied
 all/any

International Monetary Market

Weekly High, Low—Friday Close

(COMMODITY PERSPECTIVE/CHICAGO, ILLINOIS 60604)



CONTRACT	S x 88	42
HIGH	721.50	ON 08/12/88
LOW	490.25	ON 08/12/87
9-DAY RSI	UP AVG	3.807
153.98%	DOWN AVG	1.893
9-DAY STD	ZK	78.10
81.88%	ZO	76.05
AS OF	05/05/88	

SOYBEANS

NOVEMBER 1988

CHICAGO BOARD OF TRADE
TRADING HOURS 9:30 - 1:15 CT



The arrows indicate the planet Mercury in retrograde or direct motion.

Charts courtesy of
Commodity Perspective

WEEKLY RANGE

NEAREST FUTURES -- AS OF 04/29/88

1985												1986												1987												1988											
J	F	M	A	M	J	J	A	S	O	N	D	J	F	M	A	M	J	J	A	S	O	N	D	J	F	M	A	M	J	J	A	S	O	N	D	J	F	M	A	M	J	J	A	S	O	N	D
28	5	12	19	26	2	9	16	23	30	7	14	21	28	4	11	18	25	1	8	15	22	29	7	14	21	28	4	11	18	25	2	9	16	23	30	6	13										
16	OCT					NOV					DEC					JAN					FEB					MAR					APR					MAY											

CONTRACT
HIGH
LOW
9-DAY
153.98%
9-DAY
81.88%
AS OF

C
M
V



L
P

16

CONTRACT S N 88	
HIGH	557.00 ON 01/13/88
LOW	488.50 ON 03/23/87
5 DAY 5% UP AVG	5-2.883
5 DAY 5% DOWN AVG	5-1.68
5 DAY 10% UP	10-2.79
5 DAY 10% DOWN	10-1.85
DATE	02/04/88

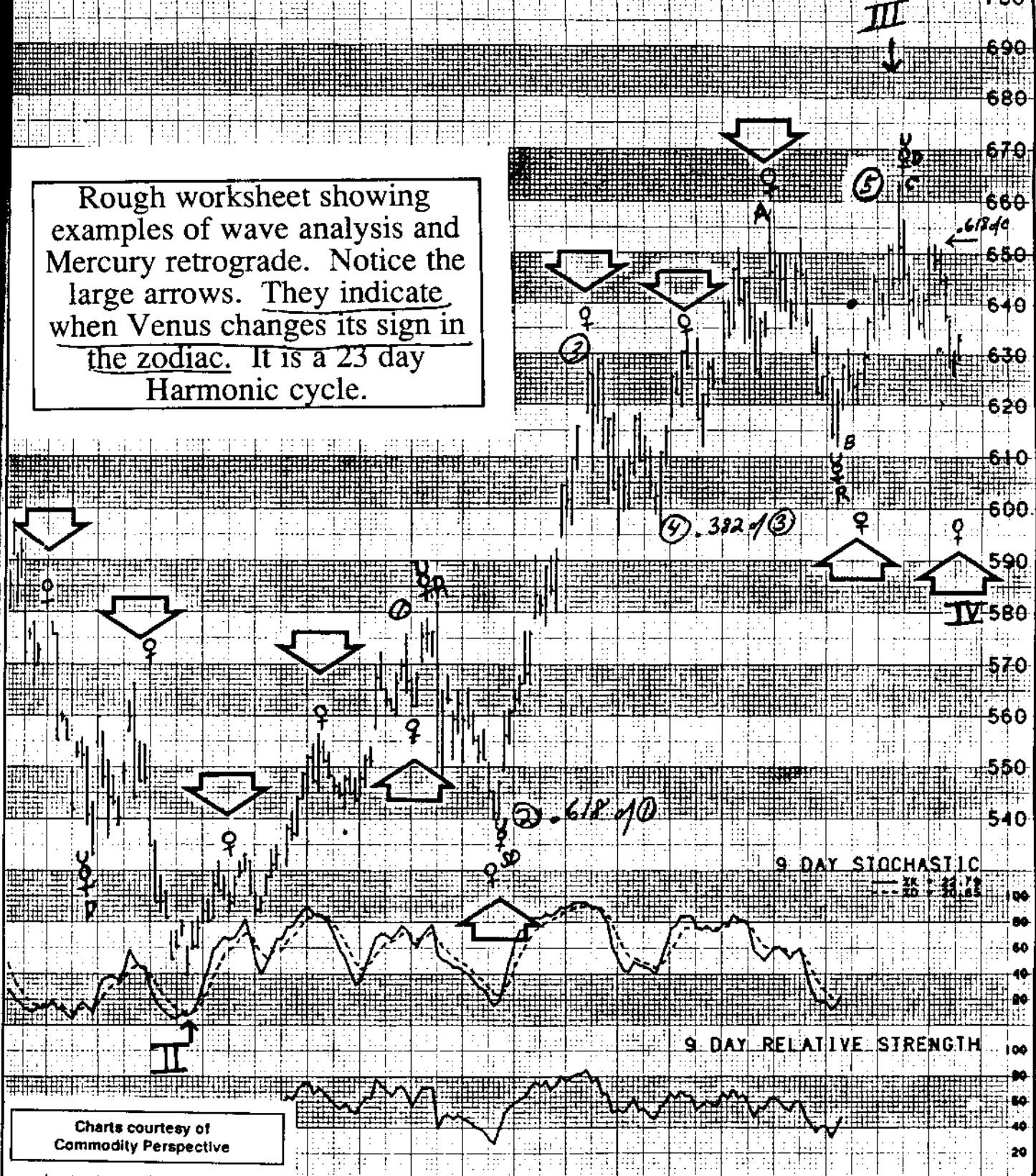
SOYBEANS

JULY 1988

CHICAGO BOARD OF TRADE
TRADING HOURS 9:30 - 1:15 CT

CONTRACT SIZE	5,000 BUSHELS
MIN TICK	25 CENTS
VALUE	\$12.50/CONTRACT
F 43	1 CONTRACT
S	USD/CONTRACT
U	50 CENTS
DATE	02/04/88
	700

Rough worksheet showing examples of wave analysis and Mercury retrograde. Notice the large arrows. They indicate when Venus changes its sign in the zodiac. It is a 23 day Harmonic cycle.



Charts courtesy of
Commodity Perspective

29 6 13 20 27 3 10 17 24 31 7 14 21 28 5 12 19 26 2 9 16 23 30 7 14 21 28 4 11 18 25 1 8 15 22 29 7 14
16 JUL AUG SEP OCT NOV DEC JAN FEB

Lunar Phases

The moon revolves around the earth every 28 days. It moves from a new moon to the first quarter moon, then to a full moon, then on to the third quarter moon and returns to a new moon.

I have listed the lunar phases in order of importance to the short term timing of stocks and commodities:

- ① Maximum or "0" Declination
The moon is either at its further distance from the equator or at the equator "0."
- ② True node of the Moon
The true node of the moon is the only part of our solar system that turns counterclockwise. When it moves from retrograde or direct or vice-versa, it will affect prices.
- ③ Full moon--New Moon--Quarter Moon
4. Apogee and Perigee.
*Apogee is where the moon is farthest from the earth and spinning the slowest.
Perigee is where the moon is closest to the earth and spinning the fastest.*
- ⑤ Moon Void of Course
The moon is going from one sign of the zodiac to another sign. It is a short period of time and usually lasts a few hours. During this time markets are unstable and may experience many wild price swings.

How to Use the Lunar Phenomena in Timing

- ① Look for several lunar events occurring on the same day (i.e. true node change, full moon, and maximum declination.) Use any combinations of the five events. Usually you will find two events at a critical timing day.

B. It is of great significance when these lunar events happen on the same day as significant planetary aspects (angles). As an example, examine the top in Gold on December 14th 1987:

1. Venus square Jupiter
2. Moon on equator "0"
3. Quarter moon

The same phenomenon occurred on the high in the stock market on August 24th-26th 1987.

1. Three major conjunctions
2. Moon on equator "0"
3. True moon node going direct

The rally high of October 5th, 1987 just preceding the "panic."

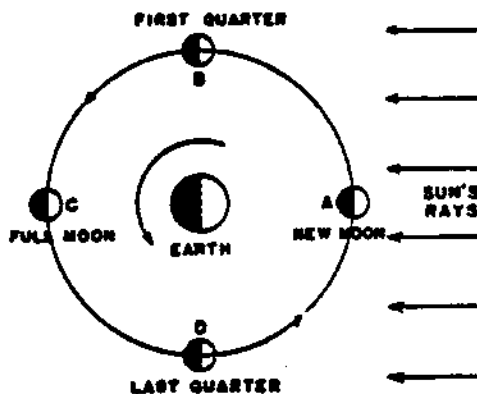
1. Venus sextile Uranus
2. Moon on equator "0"
3. Full moon
4. Lunar eclipse--Oct. 7th

Lunar cycles exhibit an unusual characteristic that bears watching. Once the market has shown a tendency to turn on a certain phenomenon (i.e. apogee or maximum declination) it remains that way for at least one or two lunar cycles.

If you will take some time to familiarize yourself with these ideas, I think you will find that you will be amply rewarded.

"Defy human nature--Do the work! The most important tool a technician uses is---an eraser." (Jim Twentyman)

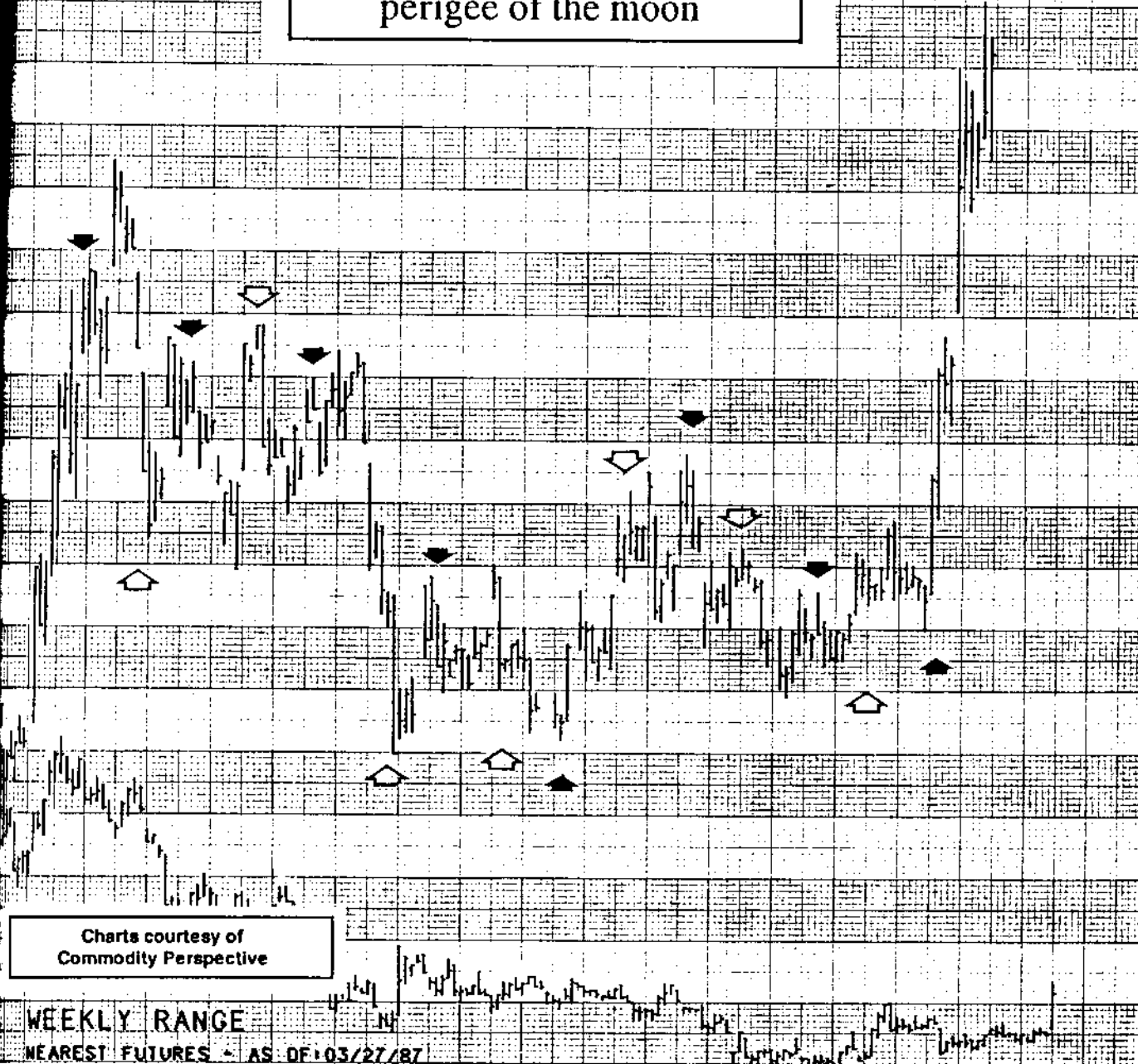
THE PHASES OF THE MOON



This illustration shows the movement of the Moon around Earth. The Moon's movement towards a Full Moon is referred to as a "waxing" Moon and its movement toward a New Moon is called a "waning" Moon. The "Farmer's Almanac" mentions the New Moon & Full Moon aspects to its readers as an aid in planting and harvesting. Twenty eight days are needed to complete this cycle.

710
700
690
680
670
660
650
640
630
620
610
600
590
580
570
560
550
900
800
700
600
500

Open arrows indicate apogee of the Moon
Dark arrows indicate perigee of the moon



Charts courtesy of
Commodity Perspective

WEEKLY RANGE

NEAREST FUTURES - AS OF 03/27/87

1984 1985 1986 1987
J F M A M J J A S O N D J F M A M J J A S O N D J F M A M J J A S O N D J F M A M J
28 1 8 15 22 29 6 13 20 27 3 10 17 24 1 8 15 22 29 5 12 19 26 2 9 16 23 2 9 16 23 30 6 13 20 27 4 11
SEP OCT NOV DEC JAN FEB MAR APR F-41

CONTRACT SPU 88 **48**
 HIGH 343.50 ON 10/02/87
 LOW 193.00 ON 10/20/87
 9-DAY RSI UP AVG = 1.201
 = 39.53% DOWN AVG = 1.838
 9-DAY STO ZK = 67.50
 = 30.05% XD = 71.57
 ASIDE: 04/14/88

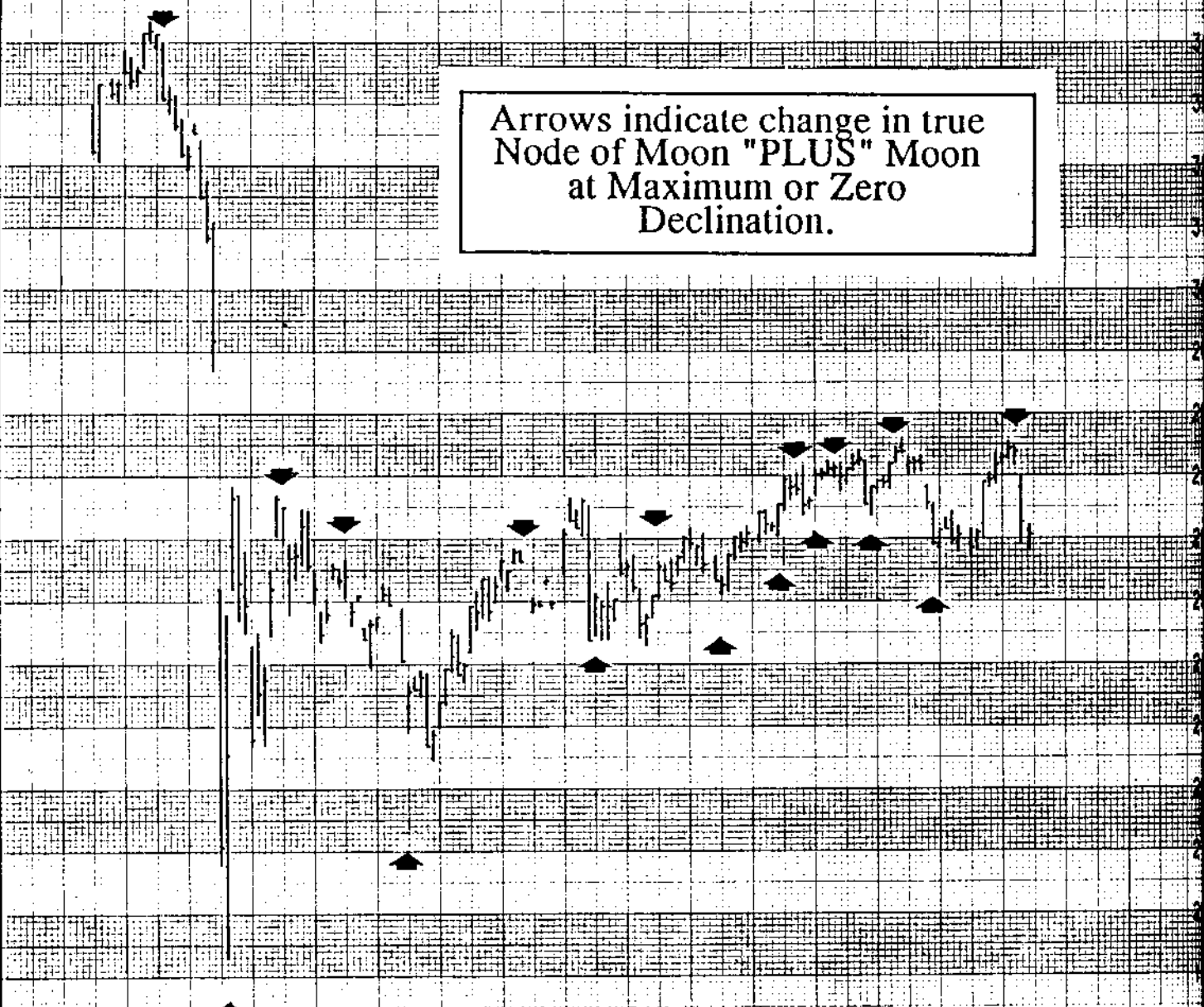
S & P 500 INDEX

SEPTEMBER 1988

INDEX AND OPTION MARKET
 TRADING HOURS 8:30 - 3:15 CT

CONTRACT SIZE \$500 TIMES 1
 MIN TICK .05 P
 VALUE \$25.00/CONTR
 EACH GRID 1 P
 VALUE \$500/CONTR
 DAILY LIMIT

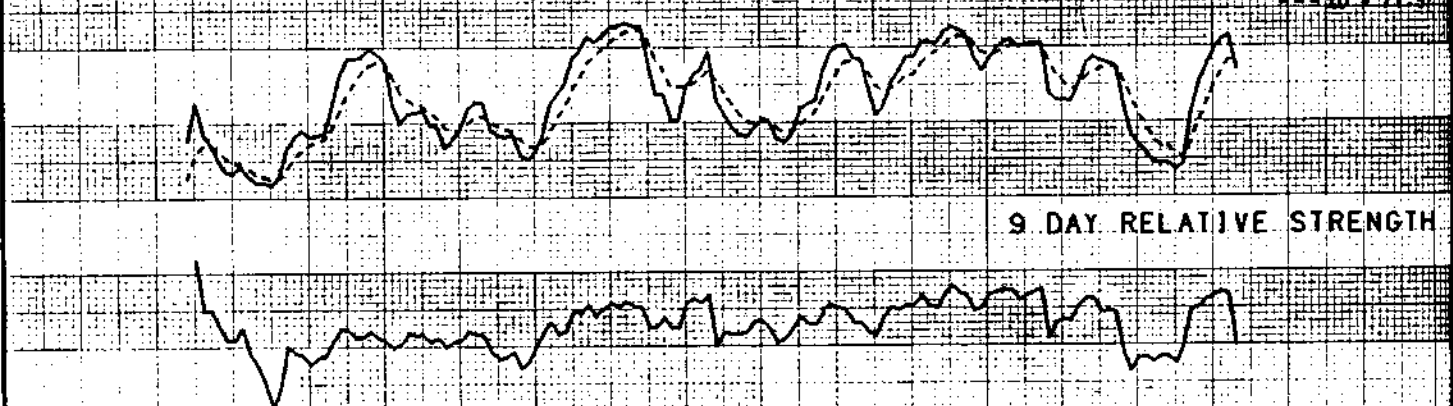
Arrows indicate change in true Node of Moon "PLUS" Moon at Maximum or Zero Declination.



9 DAY STOCHASTIC

--- ZK = 67.50
 --- XD = 71.57

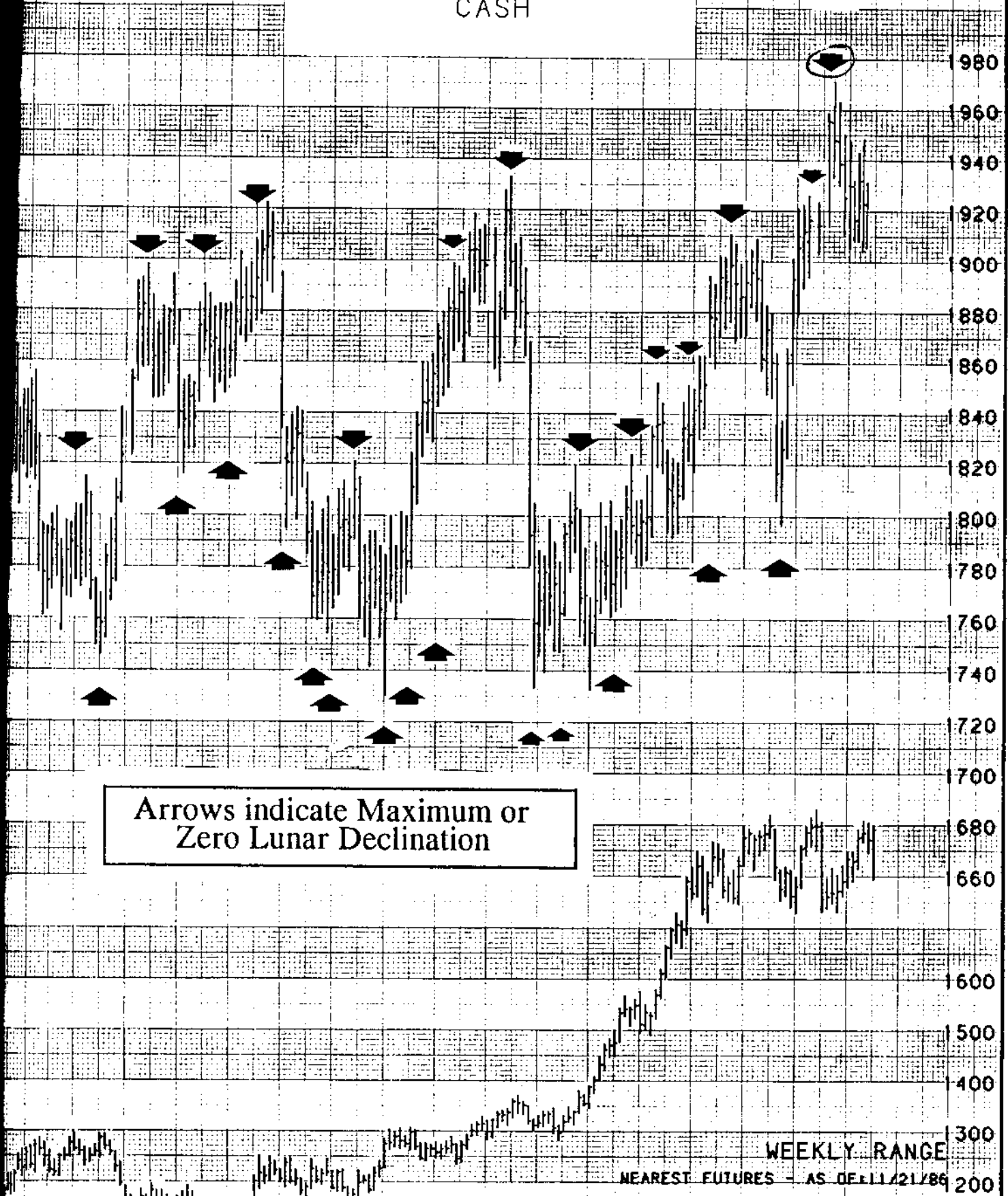
9 DAY RELATIVE STRENGTH



7 14 21 28 5 12 19 26 2 9 16 23 30 7 14 21 28 4 11 18 25 1 8 15 22 29 7 14 21 28 4 11 18 25 2 9 16 23
 SEP OCT NOV DEC JAN FEB MAR APR MAY

DOW JONES INDUSTRIAL CASH

49



Arrows indicate Maximum or Zero Lunar Declination

WEEKLY RANGE

NEAREST FUTURES - AS OF 11/21/86

1984: A S O N D J F M A M J J A S O N D J F M A M J J A S O N D J F
 1 28 5 12 19 26 2 9 16 23 30 7 14 21 28 4 11 18 25 1 8 15 22 29 6 13 20 27 3 10 17 24 1 8 15 22 29 5
 -34 MAY JUN JUL AUG SEP OCT NOV DEC

CONTRACT GCZ 87 **50**
 HIGH 501.00 ON 04/27/87
 LOW 365.00 ON 08/17/86
 9-DAY RSI UP AVG = 3.672
 9-DAY RSI DOWN AVG = 2.939
 9-DAY STG. ST = 42.18
 9-DAY STG. SD = 24.28
 AS OF 01/30/87

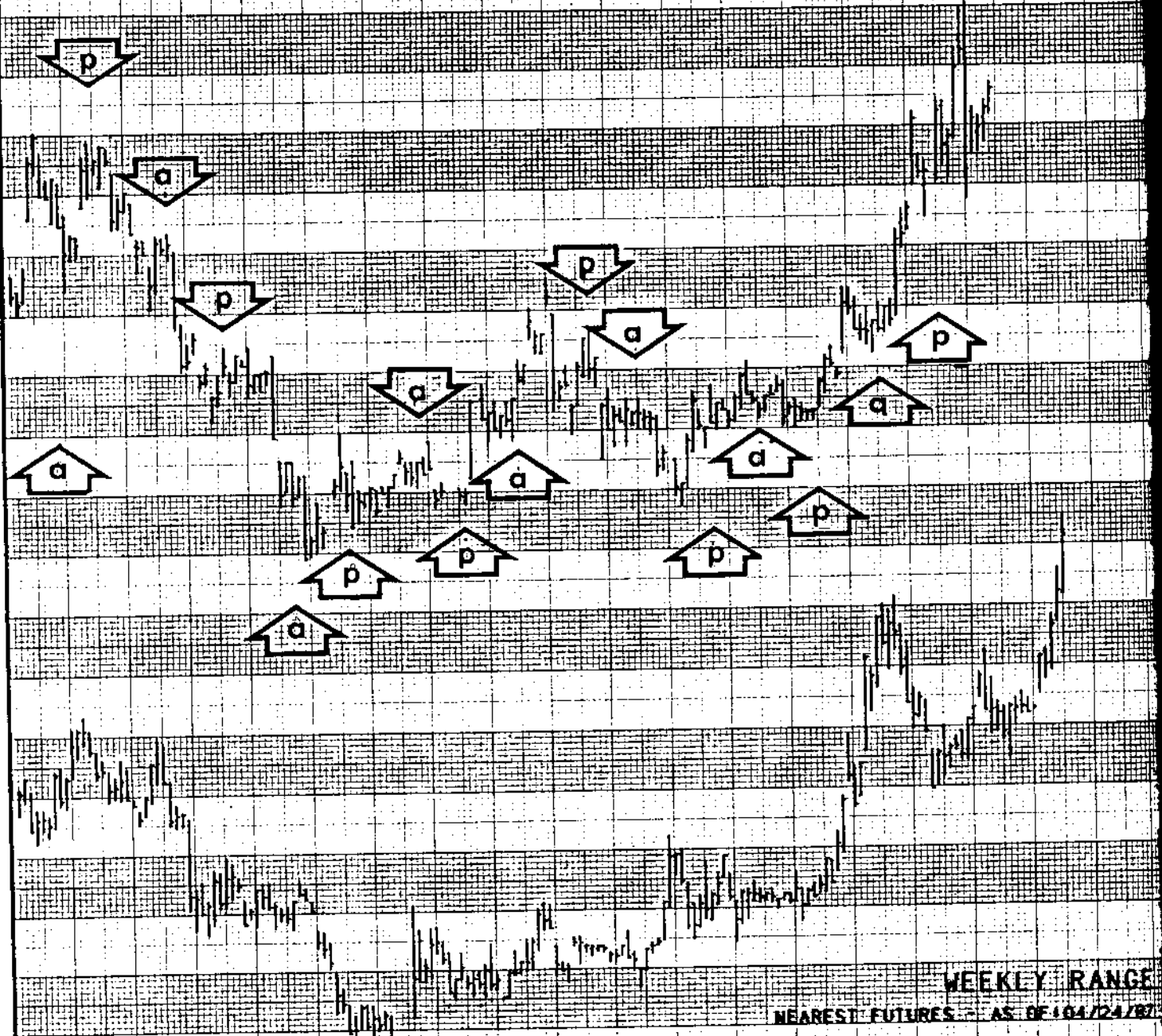
COMEX GOLD

DECEMBER 1987

COMMODITY EXCHANGE, INC. NY
 TRADING HOURS 9:00 - 2:30 ET

CONTRACT SIZE 100 LB
 MIN TIC .10 LB
 VALUE \$10.00/CON
 EACH ORID 1 LB
 VALUE \$100.00
 DAILY LIMIT 25 LB
 VALUE \$2,500.00

Arrows indicate Apogee (a) of the moon or Perigee (p) of the Moon



WEEKLY RANGE

NEAREST FUTURES - AS OF 10/24/87

1984 1985 1986 1987
 J F M A M J J A S O N D J F M A M J J A S O N D J F M A M J J A S O N D J F M A M J J
 22 20 8 13 20 27 3 10 17 24 1 8 15 22 29 5 12 19 26 2 9 16 23 2 9 16 23 30 6 13 20 27 4 11 18 25 1 8
 F-46 OCT NOV DEC JAN FEB MAR APR MAY

SOYBEANS

51 NOVEMBER 1982

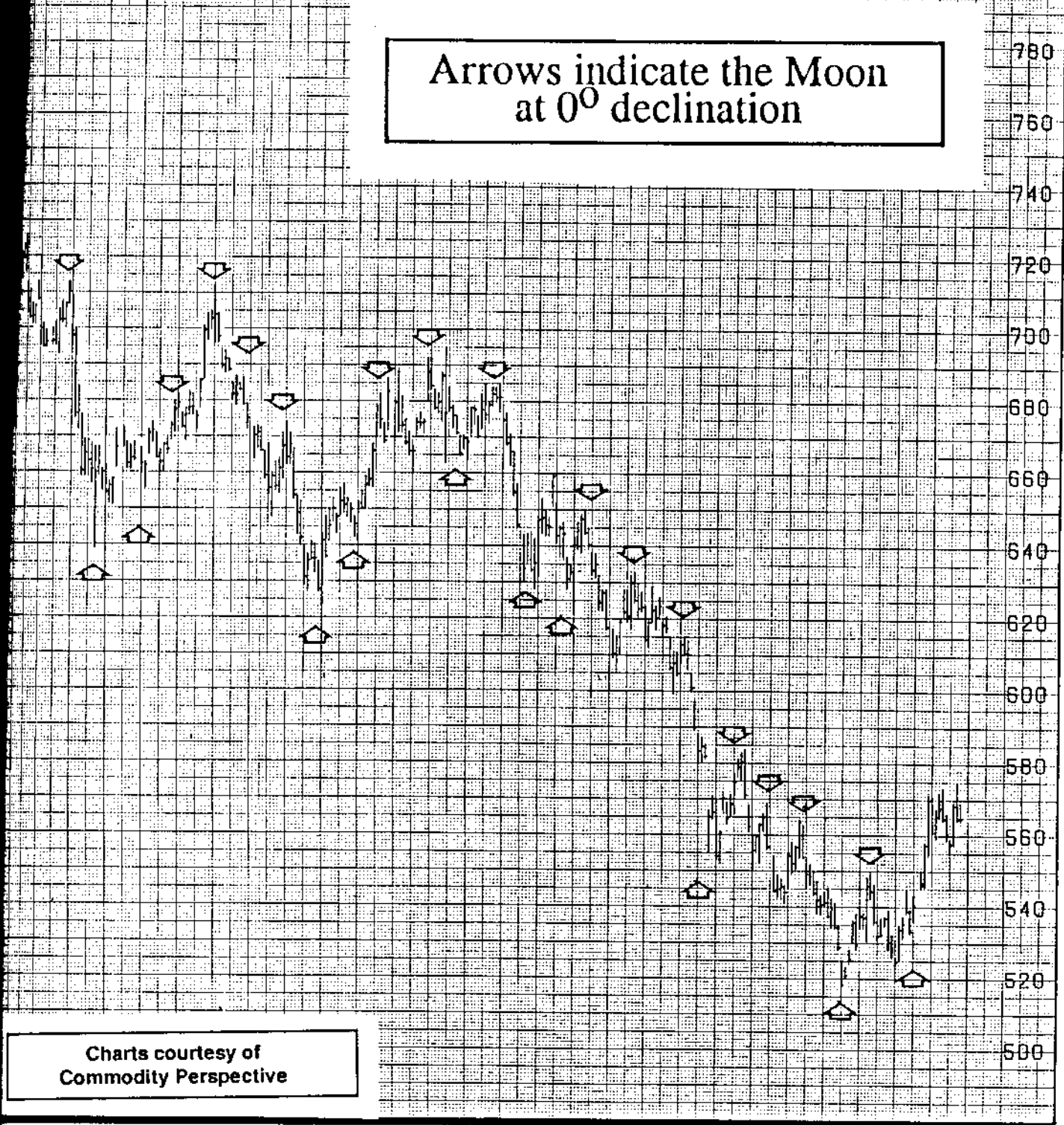
Chicago Board of Trade

COMMODITY PERSPECTIVE/CHICAGO, ILLINOIS 60604

DIRACT SX 82
 786.00 09/18/81
 518.00 10/04/82

CENTS PER BU

Arrows indicate the Moon
 at 0° declination



Charts courtesy of
 Commodity Perspective

1 16 23 30 7 14 21 28 4 11 18 25 1 8 15 22 1 8 15 22 29 6 12 19 26 3 10 17 24 31 7 14 21 28 5 12 19 26 2 9 16 23 30 6 13 20 27 4 11 18 25 1 8 15 22 29 6 13 20 27
 NOV DEC JAN FEB MAR APR MAY JUN JUL AUG SEP OCT NOV DEC

MAY 1978

COMMODITY PERSPECTIVE/CHICAGO, ILLINOIS 60604

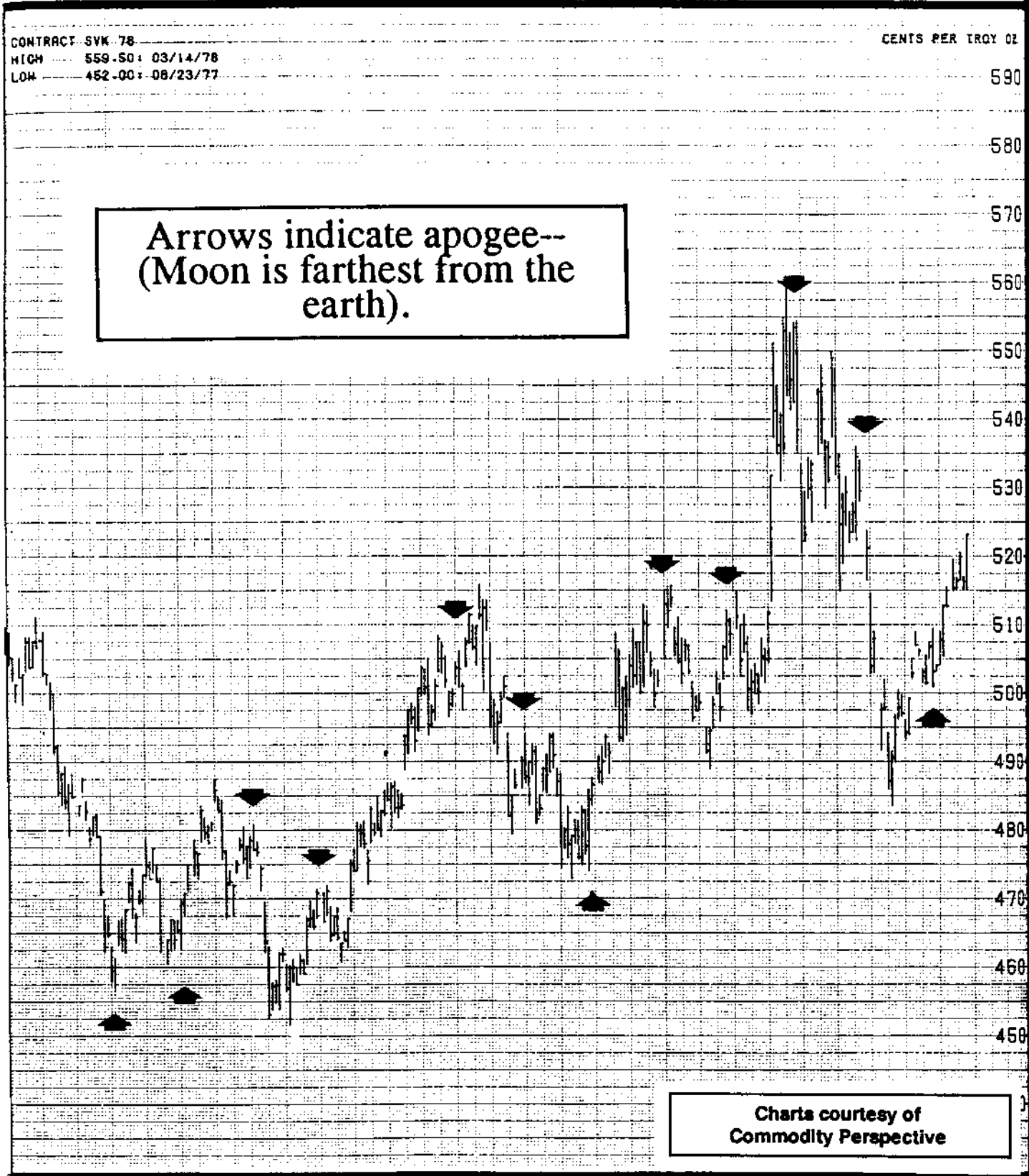
Commodity Exchange, Inc. N.Y.

CONTRACT SVK 78
 HIGH 559.50: 03/14/78
 LOW 452.00: 08/23/77

CENTS PER TROY OZ

590
580
570
560
550
540
530
520
510
500
490
480
470
460
450

Arrows indicate apogee--
 (Moon is farthest from the
 earth).



Charts courtesy of
 Commodity Perspective

2 9 16 23 30 6 13 20 27 4 11 18 25 1 8 15 22 29 5 12 19 26 3 10 17 24 31 7 14 21 28 5 12 19 26 2 9 16 23 30 6 13 20 27 6 13 20 27 3 10 17 24 1 8 15 22 29 5 12 19
 MAY JUN JUL AUG SEP OCT NOV DEC JAN FEB MAR APR MAY JUN

S&P 500 INDEX

1978
N.Y.

MARCH 1984

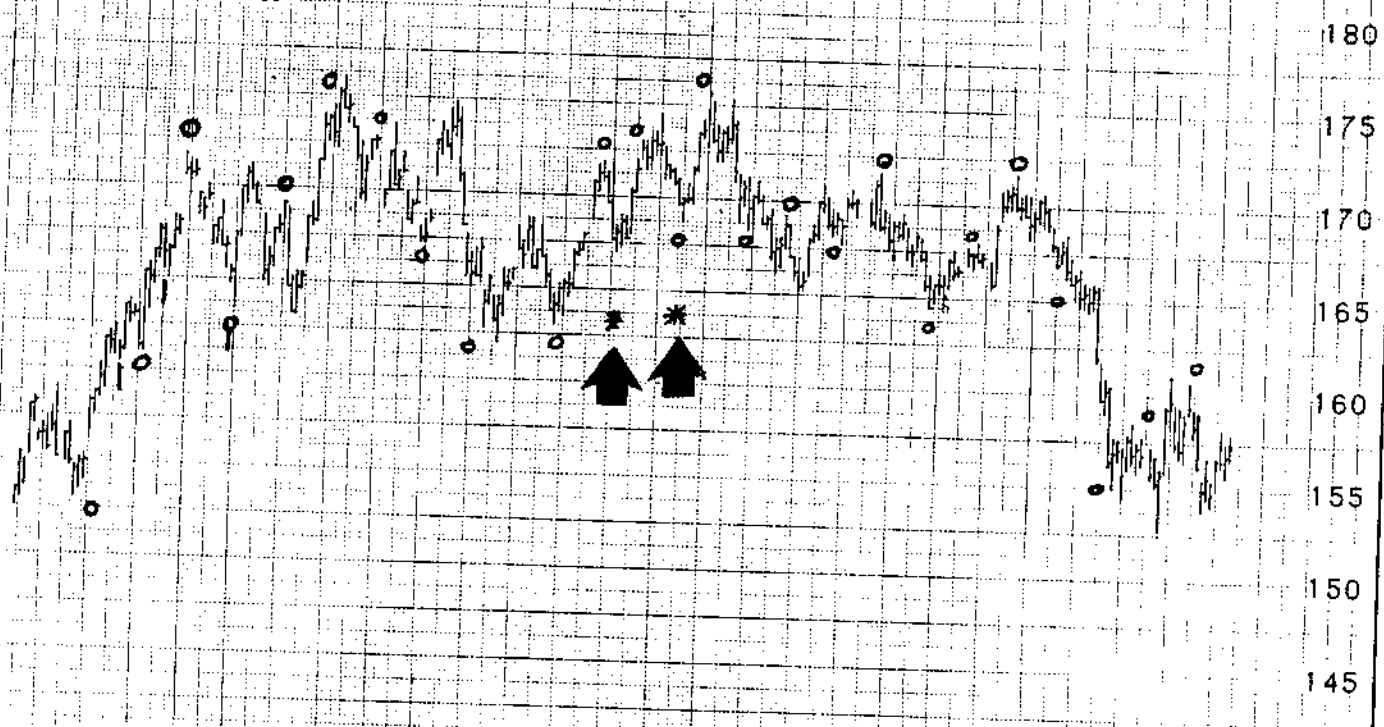
INDEX AND OPTION MARKET

* R-D

COMMODITY PERSPECTIVE/CHICAGO, ILLINOIS 60606

CONTRACT SPH. 84
HIGH 176.10 06/22/83
LOW 152.50 03/18/83

U.S. CENTS



Arrows show true node of moon going Retrograde or Direct. O's mark the moon at the equator (0°). When they occur on same day, stocks change trend.

CONTRACTS

80,000

60,000

40,000

20,000

VOL. - 0.1 -

Charts courtesy of
Commodity Perspective

MAR APR MAY JUN JUL AUG SEP OCT NOV DEC JAN FEB MAR APR

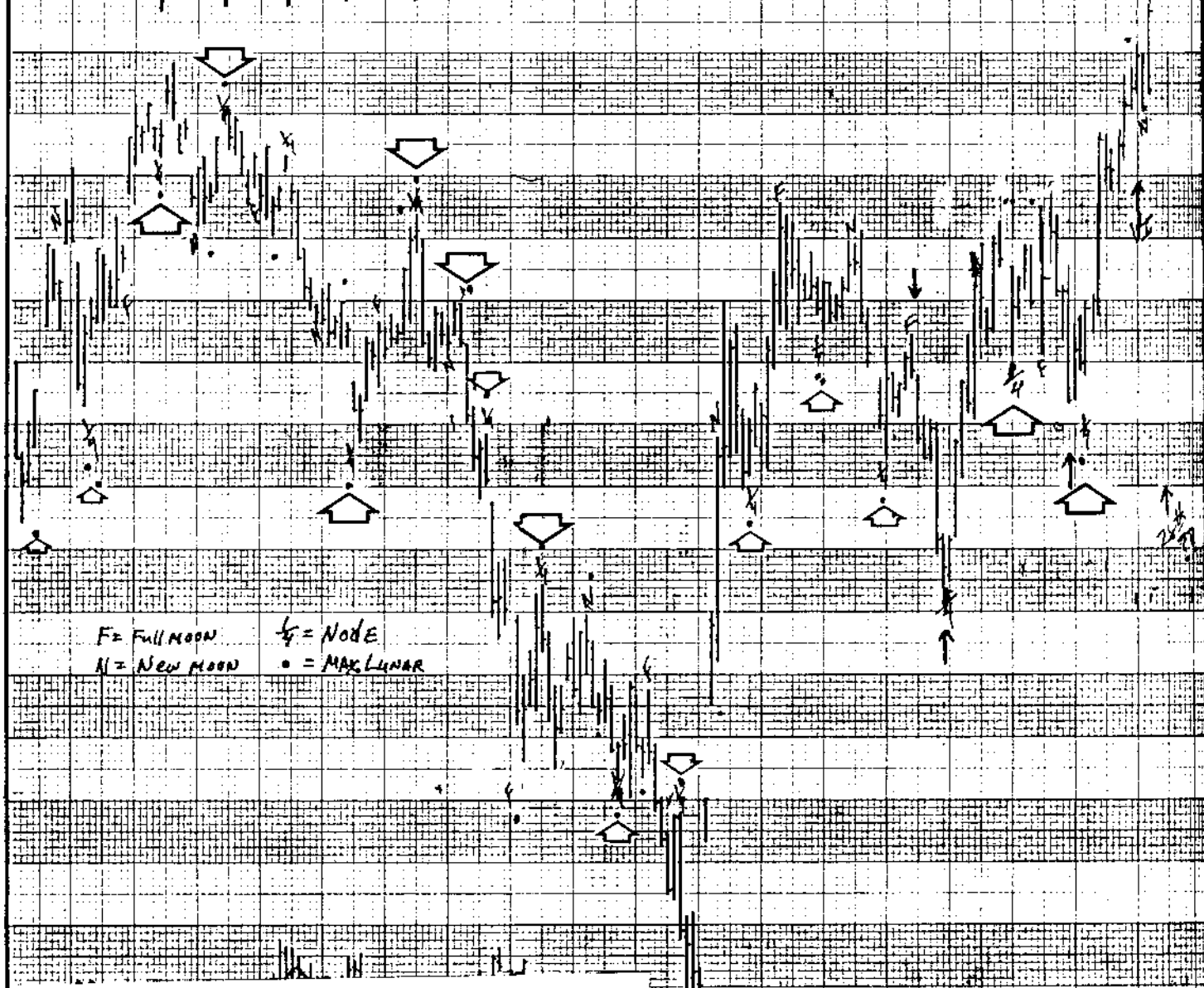
CONTRACT USH: 88 **54**
 HIGH 100.25 ON 04/01/88
 LOW 67.00 ON 09/11/85
 9-DAY RSI UP AVG 130
 DOWN AVG 1258
 9-DAY STO ZK 81.93
 85.44X 10 Y 79.78
 AS OF 12/30/87

T-BONDS

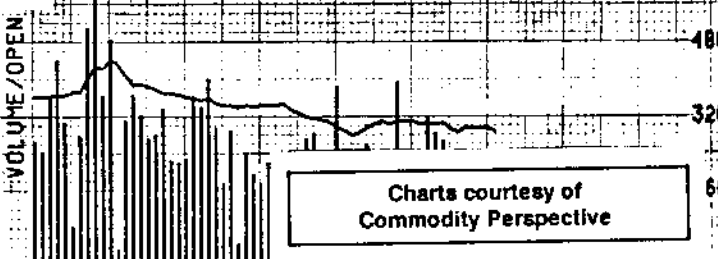
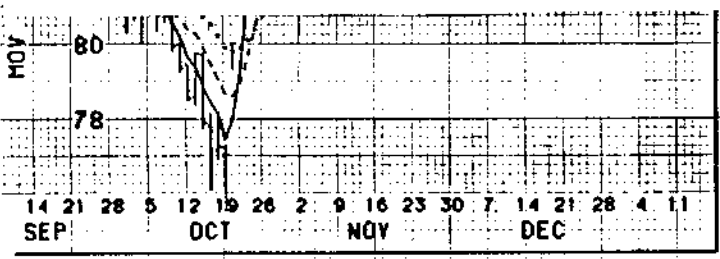
MARCH 1988

CHICAGO BOARD OF TRADE
 TRADING HOURS 8:00 - 2:00 CT

CONTRACT SIZE
 MIN TICK 1/32 POINT
 VALUE 33.25/CON
 EACH GRID 1/32
 VALUE 1.00/CON
 DAILY LIMIT 96/32
 VALUE 33.00/CON



Rough Work Sheet: Open arrows show quarter moon with a true moon node change at the same time.



Charts courtesy of
 Commodity Perspective

F-22

JUL AUG SEP OCT NOV DEC JAN

ACT GCG 88
 510.50 DN 04/27/87
 370.30 DN 06/16/86
 UP AVG = 1.352
 DOWN AVG = 1.714
 XK = 55.40
 XD = 49.59
 12/30/87

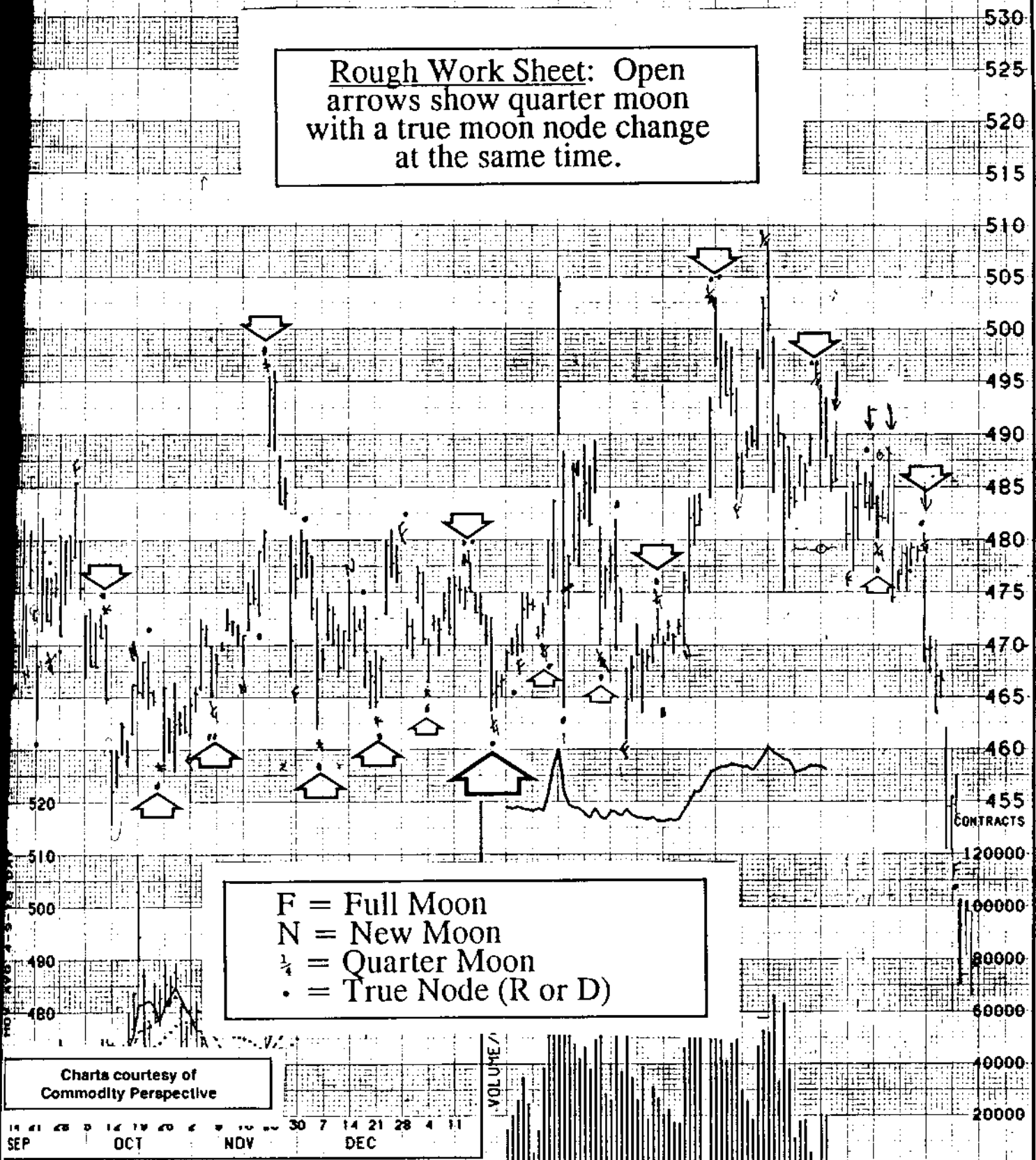
COMEX GOLD

FEBRUARY 1988

COMMODITY EXCHANGE, INC. NY
 TRADING HOURS 8:20 - 2:30 ET

CONTRACT SIZE 100 TROY OZ
 MIN TICK .10 DOLLARS
 VALUE 55 @10.00/CONTRACT
 EACH OZ .5 DOLLARS
 VALUE 550/CONTRACT
 DAILY LIMIT NONE

Rough Work Sheet: Open arrows show quarter moon with a true moon node change at the same time.



F = Full Moon
 N = New Moon
 1/4 = Quarter Moon
 • = True Node (R or D)

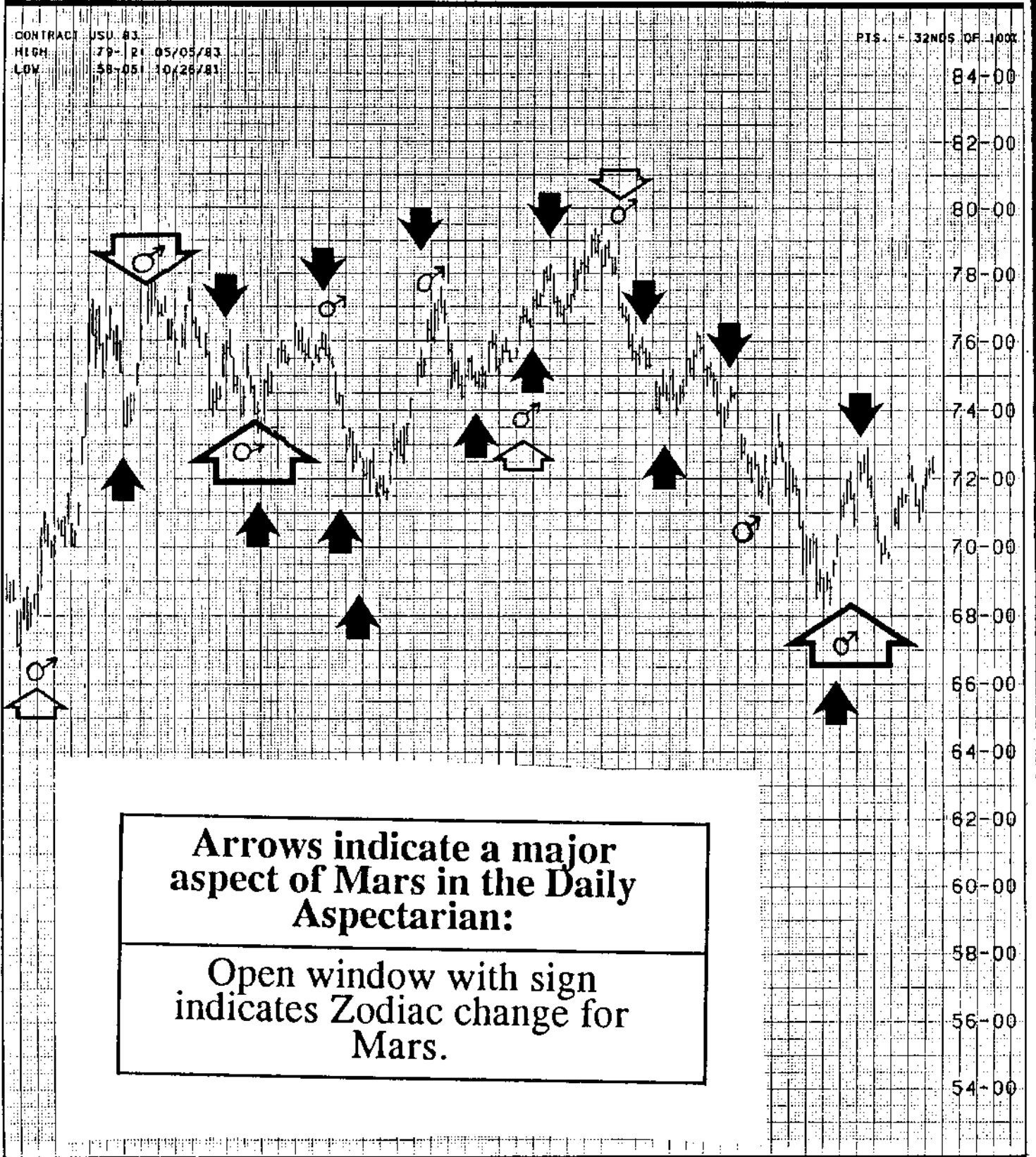
Charts courtesy of
 Commodity Perspective

14 21 28 5 12 19 26 2 9 16 23 30 7 14 21 28 5 12 19 26 2 9 16 23 30 7 14 21 28 4 11 18 25 1 8
 SEP OCT NOV DEC JAN
 JUL AUG SEP OCT NOV DEC JAN

SEPTEMBER 1983

COMMODITY PERSPECTIVE/CHICAGO, ILLINOIS 60606

CHICAGO BOARD OF TRADE



Arrows indicate a major aspect of Mars in the Daily Aspectarian:

Open window with sign indicates Zodiac change for Mars.

History of Astro-economics

Luther J. Jensen

Luther J. Jensen wrote *Astro Cycles and Speculative Markets* in 1935. He was able to accomplish something that very few astrologers have been able to do. He was widely quoted in financial circles and in the press. His book is still the starting point for almost everyone interested in learning Financial Astrology. It takes the reader from natural laws of vibration through sun spots, and planetary cycles.

Jensen spent considerable time with the Zodiac and mentions the various houses and signs. The book is easy to understand but not in the first reading because the subject matter is foreign to most students. If Luther Jensen had access to our present day computer systems, he would have been able to accomplish a considerable quantity of research on astrology. Jensen's handling of the Signs, Rulerships and Houses was presented like the expert he had become. The book is a must in any library of financial astrology.

Lt.Cmdr. David Williams

Financial Astrology by Lt.Cmdr. David Williams is the best book on the subject in over 50 years. Cmdr. Williams compiled significant economic cycles and how they related to business cycles. He explains how the ancients were aware of the Zodiac and their signs as early as 6000 B.C. His concise historical journey through ages of transformation in astrology is very

interesting. Sun spots are explained in several areas of the text. One realizes the power of our solar activity as it relates to weather, tele-communications, health problems, climatology, and agriculture. The book is packed with scientific proof of the effect on business and other economic activity by the Sun and planets.

Cmdr. Williams, was a tireless researcher and because of his knowledge in this subject was able to research several of the most important business cycle theories based on planetary phenomena. I will list a few of the ones that, in my opinion, were most important to understanding financial astrology.

Notable Works from "Financial Astrology"

1. *Benner's Prophecies of Future Ups and Downs in Prices* by Samuel Benner. Sam Benner studied cycles in pigiron, corn, hogs, and in general business conditions. He compared Jupiter's Major Equinox of 11.86 years with his 11 year cycle and found them to be similar.
2. *The Origin of the Eight Year Generating Cycle*, a paper published by H.L. Moore of Columbia University dealt with the Venus, Earth and Sun in inferior conjunction. This was also correlated to Sun spots.
3. Louise McWhirters, *McWhiter Theory of Stock market Forecasting* (1938) is based on the 19 year cycle of the Moon's north Node as it passes through the Zodiac. If her research proves to be correct, our current economy has peaked and we are already in a severe recessionary period.

4. The Jupiter cycles with Saturn and Uranus are covered extensively over long periods of time. This section was a real eye opener for me because I began to look at these planetary aspects from a trader's viewpoint. Some of the examples that appeared to be incorrect were in actuality wonderful trading opportunities from a technical standpoint. The stock market was doing the opposite of what was to be expected but that fact was telling me to expect the opposite to occur. Cmdr. Williams compared these aspects to times associated with financial panics.
5. Edward Dewey and Edward Daiken collaborated on *Cycles The Science of Prediction* in 1947. This book is paraphrased by Williams into the 9.2 year market cycle and the 38 to 41 month market cycle. All I did was correlate the planetary cycles within this time frame and discover the certain time periods of each of these cycles. Dewey, Daiken and Cmdr. Williams have done more towards legitimizing astro-economics than anyone in recent times.
6. The Mars-Jupiter aspects of conjunctions and opposition were discussed as they related to times of fear and panic. Again Williams was warning this "aspect" due in the fall of 1987, where prices would fall precipitously. **Five years before it happened!**

There is so much important material covered in "Financial Astrology" that it is an injustice to highlight minute parts. It is the true treasure chest of astrology.

James Mars Langham

James Mars Langham wrote several books on the subject of planetary causes of price trends. They have long since been out of print. He was another tireless researcher and concentrated on the aspects of several combinations of planets (i.e. Mars opposition Uranus, Venus opposition Uranus, and many others). It is an excellent book of reference to the early 1900's price behavior. All of Langham's assumptions were tested using the Blue Star software program in order to determine the highest probability trades. They work the same way now as they did in the 1930's.

W.D. Gann

W.D. Gann has received more fame in the last ten years than he did when he was alive. In all my years of study no one has as much mystery surrounding him. He left few clues to his approach to astrology. *The Tunnel Through the Air* is reported to be an autobiographical sketch of Gann's early years. This book mentions the Bible and natural laws of harmony, cause and effect. He made reference to the solar and lunar cycles of various years and their relationship to prices. If a non-astrologer were to read the book it would most probably mean very little as a timing tool. On a few of his old charts were comments such as "the faster moving planets are the key," and "the retrograde motion of Mercury will affect the trend in grain prices." Both of these comments prove that Gann was an astute financial astrologer. It is mind-boggling to think what he might have accomplished with the

use of modern day computers. Many students of Gann have twisted and massaged many of his ideas, but the quality of his basic geometric approach to price and time cannot be denied. The bottom line is this--W.D. Gann left very few clues to his "astrological" approach to the markets.

Gann published The Magic Word in 1950 just four years before his death. This work, in my opinion, was the culmination of Gann's study in Pythagorean mathematics, the Bible, the Kabala, and Freemasonry. It was his most important work!

George Bayer

The original research of the Mercury-Jupiter aspects and Mercury-Saturn aspects was done by George Bayer. (This is covered in greater detail in the "Wheat" division of this book.) He also published under several pseudonyms. Should you ever come across one of his books, it would be wise to buy it--they are worth hundreds of dollars to collectors. George Bayer studied the Wheat market from the 1400's until his death in 1949.

He lived in Monterey, California, and would go east when the time to trade Wheat was near. Evidently, he was a member of the exchange and liked to visit his comrades.

Norman Winski

Norm Winski is a member of the Chicago Board Options Exchange (C.B.O.E.). As I understand, he only trades stocks and bonds using financial astrology. Reports of his successful trading have appeared in the press because of his unique approach. He has made astrology appear to be the useful tool it is. Winski is

well respected by his colleagues. Although I have never personally met the man, our phone conversations have always been pleasant and informative. He has the most extensive financial astrological library that is in existence. He purchased the Evangeline Adams collection. Evangeline Adams was the personal astrologer of J. Pierpont Morgan. When asked by reporters about financial astrology, J.P. Morgan replied "Millionaires don't use astrology, but billionaires do!" Norman Winski can be reached at CBOE #802 400 So. LaSalle, Chicago, IL 60605.

Jack Gillien

Jack Gillien wrote *Key to Speculation on the New York Stock Exchange*. He is a syndicated columnist and has received more recent publicity than anyone in financial astrology. He is extremely busy and quite successful. He operates a telephone update for the stock market. He can be reached at P.O. Box 555179 Orlando, FL 32855.

Bill Foster

Bill Foster is the editor of the *Rocky Mountain Forecaster*. This newsletter is specifically geared to the commodity markets. I personally know that he is well versed and extremely competent in all areas of financial astrology. He has several research papers that are available and a teaching course that is quite comprehensive. He can be reached at Box 1093 Reseda, CA 91335.

Larry Berg

Larry Berg is an astute financial astrologer who operates an advisory service called *Astro Stock Market Advisory*. He may be reached at 5816 Webster St. Omaha, NE 68132.

Raymond A. Merriman

Ray operates *MMA Cycles*. His service consists of a newsletter and hotline service. Ray is an adept technician, knowledgeable financial astrologer and notable author. He may be reached at P.O. Box 1074 Birmingham, MI 48012.

Carol Mull

Carol Mull is a financial astrologer and publishes *The Wall Street Astrologer*. She is well known in the astrological community and lectures extensively. She can be reached at Mull Publications P.O. Box 11133 Indianapolis, IN 46201.

Arch Crawford

Arch Crawford publishes *Crawford Perspectives*. He is one of the most highly publicized financial astrologers on Wall Street. He is seen on the Financial News Network each week. Arch can be contacted via Crawford Perspectives 205 E. 78th St. NY, NY 10021.

Mason Sexton

Mason Sexton publishes "Harmonic Research" one of the best available technical outlook publications for the stock market. His

combination of financial astrology and expert technical analysis leaves the reader with little doubt on the correct course of action. Mason can be reached at Harmonic Research 650 Fifth Ave. New York, NY 10019.

Fibonacci and Planetary Cycles

Many of the planetary (synodic) cycles conform to the Fibonacci Summation Series. A brief discussion of the Fibonacci number sequence follows, however those of you wanting to expand your knowledge in the subject to improve your trading should contact Ed Dobson at Traders Press P.O. Box 10344 Greenville S.C. 29603. He provides an excellent reference source of the use of Fibonacci numbers and their application to price action.

Leonardo Fibonacci de Pisa was a 12th century Italian mathematician. He spent several years in Egypt studying the pyramids, to arrive at his Fibonacci number sequence. The sequence of Fibonacci numbers is as follows:

0,1,1,2,3,5,8,13,21,34,55,89,144 —→ infinity
 (0+1=1)...(1+1=2)...(1+2=3)...(2+3=5)...etc

$5 \div 8 = .625$	$2.618 - 1.618 = 1$
$8 \div 13 = .615$	$1.618 - .618 = 1$
$13 \div 21 = .619$	$1 - .618 = .382$
$21 \div 34 = .618$	$2.618 \times .382 = 1$
$34 \div 55 = .617$	$2.618 \times .618 = 1.618$
$55 \div 89 = .617$	$1.618 \times .618 = 1$
$89 \div 144 = .618$	$.618 \times .618 = .382$
$144 \div 233 = .618$	$1.618 \times 1.618 = 2.618$

Robert Prechter's newsletter, *The Elliott Wave Theorist* has popularized the use of these Fibonacci ratios in market analysis.

Mr. Prechter's book the *Elliott Wave Principle* will give the interested student a good start in studying the mathematics of the market place. It is an absolute must in any market technicians library. (New Classics Library Box 1618 Gainesville, GA. 30305).

Joe DiNapoli of Coast Investment Software has an excellent "Applications Manual" on the use of Fibonacci numbers in trading using a proportional divider. (8851 Albatross Dr. Huntington Beach, CA 92646).

The trading signals that are discussed in a later section of this book are based on the Fibonacci number sequence. After researching hundreds of price patterns over a twenty year period these two were the most consistent.

The importance of Fibonacci numbers cannot be over-emphasized! It's relationship to natural harmonic vibration is not by chance. It was the Venus-Uranus synodic period of 225 days (365 days X .618) that awakened me to the market timing potential of astrology. As you look at each of the planetary combinations discussed in this book you will see this Fibonacci relationship reappear time and time again.

Those of you who are interested in learning more about pattern recognition techniques should consider John R. Hill's classic *Stock and Commodity Market Trend Trading by Advanced Technical Analysis*. He can be reached at Commodity Research Institute P.O. Box 1866 Hendersonville, N. Carolina 28739

SECTION TWO:
THE EPHEMERIS

Section Two:

The Ephemeris

The Ephemeris Explained

The Ephemeris is the book that gives the exact location of the planets of our Solar System. The various astrological ephemerides are compiled from the National Almanac issued by the U.S. Government. It will be necessary for you to purchase an ephemeris. There are several vendors that make this data available. I strongly recommend that you purchase *The American Ephemeris 1981 to 1990* from A.C.S. Publications P.O. Box 16430 San Diego, California 92116-0430 (\$6.00). This book is constantly by my side and I usually wear one or more out each year.

When you finish reading and studying this section of the book, you will be able to go to an ephemeris and understand what you are reading. My thanks to Neil Michelsen of A.C.S. for his permission to use his ephemeris in our examples. I chose to go through each important segment of the ephemeris on one page. This keeps you from leafing through pages trying to find something. The chart examples also have indications of where to look in the ephemeris. You will become accustomed to using this book daily. Major research projects that include years of data are

best accomplished by the use of "Blue Star," which is a computerized ephemeris.

The ephemeris is separated into four parts:

- ✓ 1. Longitude--Measurement along the ecliptic in terms of signs and degrees from the first point of the zodiac.
- ✓ 2. Declination and Latitude--The degree of distance of any place north or south of the earth's equator.
- ✓ 3. Daily Aspectarian--Indicates aspects (angles) of all planets and the time it occurs in G.M.T. (Greenwich Mean Time)
- ✓ 4. Lunar phenomena--Apogee, Perigee, Full and New Moon, Maximum Declination

Let's take a close look at what this ephemeris is telling us.

The word cycle is derived from the Greek word for "circle." We know that the book measures the distance between planets "exactly." What we must determine is whether these planets have an effect on prices of certain stocks and commodities. This task will not be easy because you must learn the terminology--**THEN** you examine the price and time of each market.

At times you will get frustrated and confused. Put the ephemeris aside for awhile and return to it at a later date.

"Knowledge of astrology makes man aware of the time and character of the operations of nature and so provides him the **OPPORTUNITY** to think and plan, **BEFORE** it is time to **ACT**; and to use discrimination in his reactions to planetary aspects, in accordance with the extent of his awareness and ability to control and determine his actions."

Llewellyn George

KEY TO THE EPHEMERIS

Planets
 ☉ Sun
 ☾ Moon
 ♁ Moon's node
 ☿ Mercury
 ♀ Venus
 ♂ Mars
 ♃ Jupiter
 ♄ Saturn
 ♅ Uranus
 ♆ Neptune
 ♇ Pluto

D Direct
 R Retrograde

Signs
 ♈ Aries
 ♉ Taurus
 ♊ Gemini
 ♋ Cancer
 ♌ Leo
 ♍ Virgo
 ♎ Libra
 ♏ Scorpio
 ♐ Sagittarius
 ♑ Capricorn
 ♒ Aquarius
 ♓ Pisces

Sidereal Times given for midnight (0h) Universal Time at 0° longitude (Greenwich). All planetary positions are given for midnight (0h) Ephemeris Time except ☾ 12 Hour positions which are given for 12h Ephemeris Time.

Aspect and Moon phenomena times are given in Ephemeris Time.

☾ PHENOMENA	VOID OF COURSE ☾	
	Last Aspect	☾ Ingre
● new Moon ☾ first quarter ○ full ☾ third quarter ✓ Sun eclipse ♁ Moon eclipse	Last major aspect before Moon enters new sign	Moon enters new sign
Maximum and 0° declination	Moon enters new sign	
Maximum and 0° latitude	Apogee Perigee	

Major Aspects

♌ conjunction (0°)
 * sextile (60°)
 □ square (90°)
 △ trine (120°)
 ♁ opposition (180°)

Minor Aspects

♀ sesquare (135°)
 × quincunx (150°)
 × semisextile (30°)
 ∟ semisquare (45°)

Aspects in Declination

|| parallel
 ‡ contraparallel

SD Stationary going direct
 SR Stationary going retrograde

☉ ♒ Sun enters Aquarius

LONGITUDE

Table with columns: DAY, SID. TIME, and various planetary longitude values (♈, ♉, ♊, ♋, ♌, ♍, ♎, ♏, ♐, ♑, ♒, ♓).

DECLINATION and LATITUDE

Table with columns: DAY, DECL, LAT, and various planetary declination and latitude values. Includes a central text box: 'The Daily Aspectarian gives the "aspects" (angles) of each planet.' and a table of PERSEIDA and APOGE events.

DAILY ASPECTARIAN

Table showing daily aspects for the month of July 1986, with columns for day, time, and aspect details (e.g., ♈♉, ♉♊).

LONGITUDE

Table with columns: DAY, SID. TIME, and various longitude coordinates (♈, ♉, ♊, ♋, ♌, ♍, ♎, ♏, ♐, ♑, ♒, ♓). Includes a text box: 'The arrows indicate a change of sign in the Zodiac. The example is the Sun moving from Pisces into Aries.'

DECLINATION and LATITUDE

Table with columns: DAY, DECL, LAT, and various declination and latitude coordinates for signs ♈ through ♓. Includes sub-tables for 'VOID OF COURSE' and 'PHASE'.

DAILY ASPECTARIAN

Table with columns: Day, Time, and various astrological aspects (e.g., ☉, ☽, ☿, ♀, ♁, ♂, ♃, ♄, ♅, ♆, ♇, ♈, ♉, ♊, ♋, ♌, ♍, ♎, ♏, ♐, ♑, ♒, ♓).

LONGITUDE

Table with columns: DAY, SID. TIME, and various longitude coordinates (e.g., 12 Hour, MEAN Q, TRUE Q, etc.) for dates from 1 Th to 31 Sa.

DECLINATION and LATITUDE

Table with columns: DAY, DECL, and LAT for various celestial objects. Includes a large text box: 'The arrows indicate when the moon is exactly on the Equator.' and a 'PHENOMENA' table listing events like APOCE and PERIC with associated times and coordinates.

DAILY ASPECTARIAN

Table showing daily aspects between celestial bodies (e.g., Sun, Moon, planets) for each day of the month, including aspect names like conjunction, opposition, and square.

Table with columns: DAY, SID. TIME, and various astronomical data points (e.g., 1 Th 10 33 56, 2 F 10 39 32, etc.)

DECLINATION and LATITUDE

Table with columns: DAY, DECL, LAT, and various astronomical data points (e.g., 1 7836 18549 4841, 2 7 13 10 28 4 38 8 9, etc.)

The arrows indicate when the Moon is at Maximum Declination North (or South) of the Equator.

Table with columns: PHENOMENA, VOID OF COURSE, LAST ASPT, INCREASE, and various astronomical data points (e.g., 4y hr 2 11 APOGE, 16 21 PERIG, etc.)

DAILY ASPECTARIAN

Table with columns: DAY, and various astronomical data points (e.g., 1 Th 1 1m 6, 2 F 1 1m 6, etc.)

LONGITUDE

DAY	SID. TIME	☉	☽	☽ 12 Hour	MEAN Ω	TRUE Ω	♈	♉	♊	♋	♌	♍	♎	♏	♐	♑	♒	♓
1 Th	10 35 35	10M 35 41	21E 20 28	27E 16 43	11X 21.3	11E3321	3M 38.6	13E 187	21M 32.2	7E 304	16M 21.5	13E 26.8	1E 79	1M 36.2				
2 F	10 39 32	11 33 34	3M 12 44	9M 8 41	11 18.1	11 18.0	3 46.6	14 32.7	22 11.6	7 39.8	16 20.9	13 26.7	1 9.0	1 35.9				
3 Sa	10 43 48	12 36 6	13 9 43	21 0 39	11 14.9	11 3.0	7 35.7	15 46.8	22 30.7	8 9.2	16 20.2	13 27.6	1 10.0	1 33.0				
4 Su	10 47 43	13 36 15	26 57 38	27 34 32	11 11.8	10 48.3	9 25.8	17 0.8	22 49.4	8 18.4	16 19.4	13 28.4	1 11.0	1 34.1				
5 M	10 51 41	14 36 23	37 32 31	14 31 48	11 8.8	10 35.1	11 16.9	18 14.8	23 7.6	8 27.4	16 18.3	13 29.1	1 11.9	1 35.1				
6 Th	10 55 38	15 36 29	20 31 59	26 33 40	11 5.4	10 24.5	13 9.1	19 28.9	23 23.3	8 36.4	16 17.6	13 29.8	1 12.9	1 36.1				
7 F	10 59 34	16 36 33	28 37 12	9D 2 38	11 2.2	10 16.8	15 2.2	20 42.9	23 42.9	8 45.2	16 16.3	13 30.4	1 13.8	1 37.1				
8 Th	11 3 31	17 36 34	13 11 23	21 22 33	10 39.1	10 12.3	16 36.4	21 36.9	23 59.9	8 53.9	16 15.1	13 31.0	1 14.6	1 38.0				
9 F	11 7 27	18 36 34	27 38 4	3M 37 20	10 33.9	10D 10.3	18 31.3	23 11.0	24 16.3	9 2.8	16 13.8	13 31.5	1 15.4	1 38.9				
10 Sa	11 11 24	19 36 32	10X 21 16	16 30 23	10 32.7	10R 10.1	20 47.4	24 25.0	24 32.6	9 10.9	16 12.4	13 32.0	1 16.2	1 39.8				
11 Su	11 15 21	20 36 27	23 23 17	0E 6 20	10 49.3	10 10.2	22 44.2	23 39.0	24 48.3	9 19.3	16 10.9	13 32.4	1 17.0	1 40.7				
12 M	11 19 17	21 36 20	6E 33 58	13 48 28	10 46.3	10 9.8	24 41.7	26 33.1	25 3.3	9 27.3	16 9.2	13 32.8	1 17.8	1 41.6				
13 Th	11 23 14	22 36 12	20 30 2	27 38 37	10 43.2	10 6.8	26 39.8	28 7.1	23 18.2	9 35.3	16 7.3	13 33.1	1 18.5	1 42.5				
14 F	11 27 10	23 36 0	5M 14 3	12R 33 54	10 40.0	10 1.6	28 38.5	29 21.1	23 32.3	9 43.3	16 3.8	13 33.3	1 19.1	1 43.1				
15 Th	11 31 7	24 35 47	20 3 30	27 35 59	10 36.8	9 53.8	OT 37.9	OM 33.2	23 46.2	9 51.3	16 3.9	13 33.3	1 19.8	1 43.9				
16 F	11 35 3	25 35 31	3M 12 13	12R 30 13	10 33.6	9 44.0	2 36.4	1 49.2	23 59.3	9 58.9	16 1.9	13 33.7	1 20.4	1 44.6				
17 Sa	11 39 0	26 35 13	20 30 49	28 10 53	10 30.3	9 33.2	4 35.3	3 32.2	26 12.2	10 8.4	15 59.8	13 33.8	1 20.9	1 45.3				
18 Su	11 42 36	27 34 53	5E 47 50	13E 22 10	10 27.3	9 22.7	6 33.9	4 17.3	26 24.4	10 13.8	15 57.6	13R 33.8	1 21.5	1 46.0				
19 M	11 46 33	28 34 31	20 32 1	28 15 20	10 24.1	9 13.8	8 31.8	3 31.3	26 36.1	10 21.0	15 53.4	13 33.8	1 22.0	1 46.7				
20 Th	11 50 30	29 34 7	12M 34 16	12M 43 14	10 20.9	9 7.2	10 28.8	6 45.3	26 47.2	10 28.1	15 53.0	13 33.7	1 22.3	1 47.4				
21 F	11 54 46	OT 33 42	19 48 32	26 43 2	10 17.8	9 5.2	12 24.4	7 39.3	26 57.8	10 33.1	15 50.8	13 33.6	1 22.9	1 48.0				
22 Th	11 58 43	1 33 13	24 33 45	10E 13 16	10 14.6	9D 15	14 18.3	9 13.4	27 7.8	10 41.9	15 48.1	13 33.4	1 23.3	1 48.6				
23 F	12 2 39	2 32 46	16 49 53	23 18 10	10 11.4	9 1.6	16 10.1	10 27.4	27 17.2	10 48.6	15 45.3	13 33.2	1 23.7	1 49.1				
24 Sa	12 6 36	3 32 13	29 40 32	5E 37 37	10 8.2	9A 2.1	17 59.2	11 41.4	27 26.0	10 55.1	15 42.8	13 33.0	1 24.0	1 49.8				
25 Su	12 10 32	4 31 42	12R 10 1	1B 18 20	10 5.0	9 0.1	19 43.5	12 55.5	27 34.2	11 1.4	15 40.0	13 32.6	1 24.3	1 50.3				
26 M	12 14 29	5 31 8	24 23 13	0E 23 14	10 1.9	9 1.9	21 28.2	14 9.3	27 41.8	11 7.6	15 37.2	13 32.3	1 24.6	1 50.9				
27 Th	12 18 23	6 30 32	6E 24 57	12 22 33	9 58.7	8 56.0	23 7.2	15 23.3	27 48.7	11 13.7	15 34.2	13 31.8	1 24.8	1 51.4				
28 F	12 22 22	7 29 34	18 19 36	24 18 27	9 55.5	8 49.4	24 41.8	16 37.6	27 53.0	11 19.6	15 31.2	13 31.3	1 25.1	1 51.9				
29 Th	12 26 19	8 29 14	0M 10 53	6M 6 15	9 52.3	8 40.4	26 11.9	17 51.6	28 0.6	11 23.3	15 28.2	13 30.8	1 25.2	1 52.4				
30 F	12 30 15	9 28 33	12 1 31	17 37 38	9 49.2	8 29.7	27 36.9	19 5.6	28 5.6	11 30.9	15 25.0	13 30.2	1 25.4	1 52.9				
31 Sa	12 34 12	10T 27 49	23M 64 50	29M 32 39	9M 46.0	8M 18.2	28T 34.6	20M 19.6	28M 9.9	11M 36.3	15M 21.8	13E 29.6	1E 25.5	1M 19.3				

DECLINATION and LATITUDE

DAY	☉	☽	☽ 12hr	♈	♉	♊	♋	♌	♍	♎	♏	♐	♑	♒	♓
1	7836	18949	4841	16957	11860	28 5	17R20	0832	16840	1787	22537	0N15	14821	2829	
2	7 13	14 55	4 36	12 45	11 19	2 4	17 1	0 34	16 46	37	27 57	0 15	14 21	2 29	
3	6 30	10 28	4 58	5 4	10 56	2 1	16 42	0 37	16 51	1 36	22 36	0 15	14 20	2 29	
4	6 27	5 36	4 47	3 5	9 52	1 59	16 22	0 39	16 56	1 36	22 36	0 15	14 20	2 30	
5	6 4	0 31	4 24	2N 3	9 7	1 53	16 2	0 42	17 1	1 36	22 35	0 15	14 19	2 30	
6	5 40	4837	3 49	7 9	8 20	1 52	13 41	0 44	17 6	1 35	22 35	0 15	14 19	2 30	
7	3 17	9 38	3 3	12 3	7 33	1 47	13 19	0 47	17 10	1 33	22 34	0 15	14 18	2 30	
8	4 34	14 21	2 8	16 32	6 44	1 42	14 58	0 49	17 15	1 34	22 34	0 15	14 18	2 30	
9	4 30	18 34	1 6	20 24	5 34	1 37	14 36	0 51	17 20	1 34	22 33	0 15	14 17	2 31	
10	4 7	22 1	0N 1	23 23	5 3	1 31	14 13	0 53	17 24	1 33	22 33	0 15	14 17	2 31	
11	3 43	24 26	1 10	23 10	4 11	1 28	13 50	0 55	17 28	1 33	22 32	0 15	14 16	2 31	
12	3 20	25 32	2 18	23 31	3 18	1 17	13 27	0 57	17 32	1 32	22 32	0 15	14 16	2 31	
13	2 56	23 3	3 17	24 14	2 24	1 10	13 4	0 59	17 36	1 32	22 31	0 15	14 16	2 31	
14	2 32														
15	2 9														
16	1 43														
17	1 21														
18	0 58														
19	0 34														
20	0 10														
21	0N13														
22	0 37														
23	1 1														
24	1 24														
25	1 48														
26	2 12														
27	2 35														
28	2 59	24 70	9 11	21 49	10 10	1 44	12 41	1 41	22 47	1 41	22 44	0 14	14 1	2 34	
29	3 22	19 31	4 43	18 3	11 2	1 34	6 33	1 23	18 24	1 20	22 44	0 14	14 1	2 34	
30	3 45	13 5	5 0	13 56	11 46	1 46	6 3	1 24	18 26	1 19	22 44	0 14	14 1	2 34	
31	4N 9	6833	4852	4822	13M 6	2N 5	38 9	1R23	18E30	1N17	22E43	0N13	13E39	2N38	

The arrows indicate a Full Moon and New Moon as well as waxing and waning Moon.

PHENOMENA	VOID OF COURSE	LAST ASPT	INCREASE
4y hr	1 1m 6	1 M	8pm30
2 11 APOGE	3 3pm26	4 T	6am 8
16 21 PERIG	6 8pm55	6 D	6pm10
29 16 APOGE	8 9pm23	9 M	4am30
	11 4am26	11 S	11am49
MAX/O DECL	13 11am22	13 S	3pm22
4y hr 4	13 3am14	15 S	3pm48
5 2 0	17 10am11	17 S	2pm52
12 5 25R34	19 12pm19	19 S	2pm49
18 7 0	21 12pm32	21 S	8pm42
24 20 23E40	22 10pm35	24 S	0am37
	26 6am38	26 M	11am10
	28 7pm34	28 M	11pm38
	31 8am36	31 T	12pm15
MAX/O LAT			
4y hr 0	4y hr 30	PHAS	
2 16 4839	2 16 32	12E22	0
10 0 0	10 18 28	20E23	0
16 7 38</			

DAY	SID. TIME	♈	♉	♊ 12 Hour	♋	♌	♍	♎	♏	♐	♑	♒	♓	
1 Th	10 35 33	10M 35 41	21M 20 28	27M 16 43	11K 21.3	11ERS21	3M 38.6	10E 18.7	21M 32.2	7U 80.4	16MR21.3	13A 25.8	1M 7.9	1MR56.8
2 F	10 39 32	11 35 34	3M 12 44	9M 8 41	11 18.1	11 18.0	5 46.6	14 32.7	22 11.6	7 39.8	16 20.9	13 26.7	1 9.0	1 53.9
3 Sa	10 43 48	12 36 6	15 4 43	21 4 59	11 14.9	11 3.0	7 35.7	15 46.8	22 30.7	8 9.2	16 20.9	13 27.6	1 10.0	1 63.0
4 Su	10 47 43	13 36 13	26 37 38	27 34 32	11 11.8	10 48.3	9 23.8	17 0.8	22 49.4	8 18.4	16 19.4	13 28.4	1 11.0	1 34.1
5 M	10 51 41	14 36 23	31 52 51	19 31 48	11 8.6	10 35.1	11 16.9	18 14.8	23 7.6	8 27.4	16 18.3	13 29.1	1 11.9	1 39.1
6 Tu	10 55 38	15 36 29	20 31 59	26 53 40	11 5.4	10 24.3	13 9.1	19 28.9	23 25.3	8 36.4	16 17.4	13 29.8	1 12.9	1 32.1
7 W	10 59 34	16 36 33	28 57 12	9M 2 58	11 2.2	10 16.8	15 2.2	20 42.9	23 42.9	8 45.2	16 16.3	13 30.4	1 13.8	1 31.1
8 Th	11 3 31	17 36 34	15 11 23	21 22 53	10 59.1	10 12.9	16 36.4	21 36.9	23 59.9	8 53.9	16 15.1	13 31.0	1 14.6	1 30.0
9 F										9 2.3	16 13.8	13 31.8	1 15.4	1 48.9
10 Sa										9 10.9	16 12.4	13 32.0	1 16.2	1 47.8
11 Su										9 19.3	16 10.9	13 32.4	1 17.0	1 46.7
12 M										9 27.3	16 9.2	13 32.8	1 17.8	1 45.6
13 Tu										9 35.3	16 7.3	13 33.1	1 18.5	1 44.3
14 W										9 43.3	16 5.8	13 33.3	1 19.1	1 43.1
15 Th										9 51.3	16 3.9	13 33.5	1 19.8	1 41.9
16 F										9 58.9	16 2.9	13 33.7	1 20.4	1 40.6
17 Sa										10 6.4	15 1.8	13 33.8	1 20.9	1 39.3
18 Su										10 13.8	15 1.1	13R 33.8	1 21.3	1 38.0
19 M										10 21.0	15 0.0	13 33.8	1 22.0	1 36.7
20 Tu										10 28.1	15 0.0	13 33.7	1 22.5	1 35.4
21 W										10 35.1	15 0.6	13 33.6	1 22.9	1 34.0
22 Th										10 41.9	15 1.1	13 33.4	1 23.3	1 32.6
23 F										10 48.6	15 1.5	13 33.2	1 23.7	1 31.2
24 Sa										10 55.1	15 2.8	13 33.0	1 24.0	1 29.8
25 Su										11 1.4	15 40.0	13 32.6	1 24.3	1 28.3
26 M										11 7.6	15 37.2	13 32.3	1 24.6	1 26.9
27 Tu										11 13.7	15 34.4	13 31.8	1 24.8	1 25.4
28 W										11 19.3	15 31.2	13 31.3	1 25.1	1 23.9
29 Th										11 25.6	15 28.2	13 30.8	1 25.2	1 22.4
30 F										11 30.9	15 25.0	13 30.2	1 25.4	1 20.9
31 Sa										11 36.3	15 21.8	13A 29.6	1M 25.3	1M 19.3

The arrows indicate when a planet moves into retrograde motion. At this time it appears from earth that the planet is moving slower (backward) but in fact it is not.

DECLINATION and LATITUDE

DAY	♈	♉	♊ 12hr	♋	♌	♍	♎	♏	♐	♑	♒	♓	DAY	♈	♉	♊	♋	♌	♍	♎	♏	♐	♑	♒	♓	
	DECL	DECL	LAT	DECL	DECL	LAT	DECL	LAT	DECL	LAT	DECL	LAT		DECL	LAT	DECL	LAT	DECL	LAT	DECL	LAT	DECL	LAT	DECL	LAT	
1	7S36	18S49	4S41	16S57	11S60	2S 5	17S20	0S32	16S40	1S37	22S57	0N13	14S21	2R29	1	22S22	0N 3	22S16	1N11	4N 3	17N14					
2	7 13	14 35	4 56	12 43	11 19	2 4	17 10	0 34	15 46	1 37	22 57	0 15	14 21	2 29	2	22 22	0 3	22 18	1 11	4 6	17 16					
3	6 50	10 28	4 58	8 4	10 36	2 1	16 42	0 37	16 31	1 36	22 56	0 13	14 20	2 29	3	22 23	0 3	22 10	1 11	4 9	17 17					
4	6 27	5 36	4 47	3 3	9 52	1 59	16 22	0 39	16 56	1 36	22 56	0 13	14 20	3 30	4	22 23	0 3	22 13	1 11	4 12	17 19					
5	6 4	0 31	4 24	2N 3	9 7	1 33	16 2	0 42	17 1	1 36	22 53	0 13	14 19	2 30	5	22 23	0 3	22 15	1 11	4 15	17 20					
6	5 40	4R37	3 49	7 9	8 20	1 52	13 41	0 44	17 6	1 33	22 53	0 13	14 19	2 30	6	22 23	0 3	22 16	1 11	4 18	17 20					
7	6 17	9 38	3 3	12 3	7 33	1 47	13 19	0 47	17 10	1 33	22 54	0 13	14 18	2 30	7	22 23	0 3	22 15	1 11	4 18	17 20					
8	4 54	14 21	2 8	16 33	6 44	1 42	14 58	0 49	17 15	1 34	22 54	0 13	14 18	2 30	8	22 23	0 3	22 16	1 11	4 18	17 20					
9	4 30	18 34	1 6	20 24	5 34	1 37	14 36	0 51	17 20	1 34	22 53	0 13	14 17	2 31	9	22 23	0 3	22 16	1 11	4 21	17 23					
10	4 7	22 1	0N 1	23 23	5 3	1 31	14 13	0 53	17 24	1 33	22 53	0 13	14 17	2 31	10	22 23	0N 3	22S18	1N12	4R24	17R24					
11	3 43	24 26	1 10	23 10	4 11	1 25	13 50	0 55	17 28	1 33	22 52	0 15	14 16	2 31	11	22 23	0 3	22 18	1 11	4 18	17 23					
12	3 20	25 32	2 16	23 31	3 18	1 17	13 27	0 57	17 32	1 32	22 52	0 15	14 15	2 31	12	22 23	0 3	22 18	1 11	4 18	17 23					
13	2 56	25 5	3 17	24 14	2 24	1 10	13 4	0 59	17 36	1 32	22 51	0 15	14 15	2 31	13	22 23	0 3	22 18	1 11	4 18	17 23					
14	2 32	22 58	4 8	21 19	1 29	1 2	12 40	1 1	17 40	1 31	22 51	0 15	14 14	2 32	14	22 23	0 3	22 18	1 11	4 18	17 23					
15	2 9	19 17	4 44	16 53	0 34	0 53	12 15	1 3	17 44	1 31	22 50	0 14	14 13	2 32	15	22 23	0 3	22 18	1 11	4 18	17 23					
16	1 45	14 15	5 0	11 22	0W22	0 44	11 31	1 8	17 48	1 30	22 50	0 14	14 13	2 32	16	22 23	0 3	22 18	1 11	4 18	17 23					
17	1 21	8 17	4 56	5 8	1 18	0 34	11 25	1 7	17 51	1 29	22 49	0 14	14 12	2 32	17	22 23	0 3	22 18	1 11	4 18	17 23					
18	0 58	1 30	4 30	1826	2 13	0 23	11 0	1 9	17 53	1 29	22 49	0 14	14 11	2 32	18	22 23	0 3	22 18	1 11	4 18	17 23					
19	0 34	4S39	3 46	7 46	3 11	0 13	10 35	1 10	17 58	1 28	22 48	0 14	14 10	2 33	19	22 23	0 3	22 18	1 11	4 18	17 23					
20	0 10	10 45	2 48	13 32	4 8	0 2	10 9	1 12	18 2	1 27	22 48	0 14	14 9	2 33	20	22 23	0 3	22 18	1 11	4 18	17 23					
21	0N13	16 3	1 40	18 23	5 3	0N10	9 43	1 14	18 3	1 27	22 47	0 14	14 8	2 33	21	22 23	0 3	22 18	1 11	4 18	17 23					
22	0 37	20 24	0 29	22 6	6 5	0 22	9 16	1 18	18 8	1 26	22 47	0 14	14 8	2 33	22	22 23	0 3	22 18	1 11	4 18	17 23					
23	1 1	23 29	0M11	24 32	6 53	0 34	8 50	1 16	18 11	1 25	22 46	0 14	14 7	2 33	23	22 23	0 3	22 18	1 11	4 18	17 23					
24	1 24	25 14	1 48	25 37	7 46	0 46	8 23	1 18	18 13	1 24	22 46	0 14	14 6	2 33	24	22 23	0 3	22 18	1 11	4 18	17 23					
25	1 48	25 39	2 47	25 23	8 58	0 58	7 56	1 19	18 16	1 23	22 45	0 14	14 5	2 34	25	22 23	0 3	22 18	1 11	4 18	17 23					
26	2 12	24 48	3 37	23 56	9 28	1 10	7 28	1 20	18 19	1 22	22 43	0 14	14 4	2 34	26	22 23	0 3	22 18	1 11	4 18	17 23					
27	2 35	22 48	4 17	21 26	10 16	1 22	7 1	1 22	18 21	1 21	22 44	0 14	14 3	2 34	27	22 23	0 3	22 18	1 11	4 18	17 23					
28	2 59	19 31	4 45	18 3	11 2	1 34	6 33	1 23	18 24	1 20	22 44	0 14	14 2	2 34	28	22 23	0 3	22 18	1 11	4 18	17 23					
29	3 22	16 3	5 0	13 58	1																					

LONGITUDE

Table with columns: DAY, SID. TIME, O, D, D 12 Hour, MEAN Ω, TRUE Ω, ♃, ♄, ♅, ♆, ♇, ♈, ♉, ♊, ♋, ♌, ♍, ♎, ♏, ♐, ♑, ♒, ♓. Rows list celestial coordinates for various days in March 1984.

DECLINATION AND LATITUDE

Table with columns: DAY, DECL, LAT, and various planetary symbols. Includes a text box: 'The arrow indicates the apogee and perigee of the moon to earth. Apogee is the farthest point and Perigee the closest point.' and a table for PHENOMENA and HAZ/O LAT.

DAILY ASPECTARIAN

Table with columns: DAY, PLANET, ASPECT, TIME. Lists daily planetary aspects for March 1984, including conjunctions, oppositions, and trines.

DAY	SID. TIME	☉	☽	☽ 12 Hour	MEAN ♀	TRUE ♀	♄	♃	♂	♆	♅	♁	♂	♁
1 Tu	18 35 1	8S 32 46	18 2 33	7h 1 43	267 145	277R208	3h 27.3	17R 44.5	20R112.8	22M 38.1	4W 7.3	19R336.2	4R18.5	4R359
2 W	18 38 37	9 49 59	12 38 46	18 34 18	26 11.1	27 19.8	4 4.3	18 34.1	19 37.7	22 40.2	4 4.1	19 34.0	4 16.9	4 35.8
3 Th	18 42 34	10 47 12	24 48 30	18 42 53	26 7.9	27 16.7	4 37.2	20 3.3	19 42.2	22 42.2	4 1.0	19 37.0	4 16.3	4 33.1
4 F	18 46 30	11 44 23	36 36 33	12 31 14	26 4.8	27 11.0	3 6.0	21 12.4	19 26.3	22 44.0	3 37.9	19 29.3	4 13.7	4 34.7
5 Sa	18 50 47	12 41 38	18 26 19	24 22 23	26 1.6	27 2.6	3 30.5	22 21.5	19 10.0	22 45.6	3 54.9	19 27.3	4 12.1	4 34.3
6 Su	18 54 43	13 38 52	OS 19 47	6S 18 40	25 58.4	26 51.8	5 50.6	23 30.4	18 33.4	22 47.0	3 52.0	19 25.1	4 10.5	4 34.0
7 M	18 58 40	14 36 5	12 19 13	18 21 37	25 35.2	26 39.2	6 6.2	24 39.2	18 36.6	22 48.2	3 49.2	19 23.0	4 8.9	4 33.7
8 Tu	19 2 37	15 33 19	24 25 58	12 32 34	25 32.1	26 25.8	6 17.3	25 47.9	18 19.3	22 49.3	3 46.4	19 20.8	4 7.4	4 33.4
9 W	19 6 33	16 30 32	6R 41 2	12 31 58	25 28.9	26 12.9	6R 23.7	26 56.5	18 2.2	22 50.1	3 41.1	19 18.7	4 5.8	4 33.2
10 Th	19 10 30	17 27 46	19 3 19	23 21 13	23 43.7	26 1.4	6 23.4	28 3.0	17 44.8	22 50.7	3 41.1	19 16.7	4 2.6	4 33.0
11 F	19 14 26	18 23 0	19 39 54	25 1 29	23 42.3	25 32.3	6 22.3	29 13.3	17 27.3	22 51.1	3 38.6	19 14.6	4 2.6	4 32.8
12 Sa	19 18 23	19 22 13	14 26 12	20 54 19	23 39.3	25 46.1	6 14.3	30 21.6	17 9.8	22R 51.4	3 36.1	19 12.6	4 1.1	4 32.7
13 Su	19 22 19	20 19 27	27 26 5	42 1 49	23 36.2	23 42.8	6 2.0	1 29.7	16 32.3	22 51.4	3 35.8	19 10.6	3 59.3	4 32.6
14 M	19 26 16	21 16 41	102 41 47	17 26 18	23 33.0	23D 41.6	5 43.0	2 37.8	16 34.8	22 51.3	3 31.3	19 8.6	3 58.0	4 32.5
15 Tu	19 30 12	22 13 54	24 15 37	18 9 56	23 29.8	23D 41.6	3 23.6	3 43.6	16 17.3	22 50.9	3 29.3	19 6.7	3 56.3	4D 32B
16 W	19 34 9	23 11 7	28 9 24	13 14 4	23 26.6	23 41.3	4 58.0	4 35.4	16 0.3	22 50.4	3 27.2	19 4.8	3 53.0	4 32.3
17 Th	19 38 6	24 8 21	22 23 52	29 38 33	23 23.8	23 40.0	4 28.6	6 1.0	15 43.3	22 49.6	3 25.2	19 2.9	3 53.8	4 32.4
18 F	19 42 2	25 3 33	6R 37 43	14R 20 54	23 20.3	23 36.2	3 35.7	7 8.5	15 26.6	22 48.7	3 23.2	19 1.1	3 52.0	4 32.4
19 Sa	19 45 59	26 2 49	21 47 13	29 15 33	23 17.1	23 29.8	3 19.9	8 15.9	15 10.1	22 47.6	3 21.4	18 59.3	3 50.5	4 32.8
20 Su	19 49 55	27 0 4	6M 43 32	14R 15 33	23 13.9	23 20.9	2 41.5	9 23.1	14 34.0	22 46.3	3 19.6	18 57.3	3 49.1	4 32.9
21 M	19 53 52	27 57 19	21 44 34	25 11 36	23 10.8	23 10.3	2 1.3	10 30.1	14 38.2	22 44.8	3 17.9	18 55.8	3 47.6	4 33.1
22 Tu	19 57 48	28 54 34	27 34 32	13R 33 41	23 7.6	24 59.2	1 19.9	11 37.0	14 22.8	22 43.1	3 16.4	18 54.1	3 46.2	4 33.3
23 W	20 1 45	29 51 30	21 7 7	28 19 28	23 4.4	24 48.8	0 38.0	12 43.8	14 7.9	22 41.2	3 14.9	18 52.4	3 44.8	4 33.6
24 Th	20 1 45	30 49 6	3M 15 13	12M 9 3	23 1.2	24 40.2	29R 36.3	13 50.4	13 33.4	22 39.1	3 13.8	18 50.8	3 43.4	4 33.8
25 F	20 9 38	1 46 23	18 53 49	25 35 35	24 58.0	24 34.1	29 15.6	14 56.8	13 39.4	22 36.8	3 12.2	18 49.2	3 42.0	4 34.1
26 Sa	20 13 35	2 43 41	2T 8 34	8T 35 6	24 54.9	24 30.3	28 36.6	16 3.1	13 26.0	22 34.3	3 11.0	18 47.7	3 40.6	4 34.8
27 Su	20 17 31	3 41 0	14 55 38	21 10 43	24 51.7	24D 29.0	28 0.1	17 9.2	13 13.1	22 31.7	3 9.8	18 46.2	3 39.2	4 34.9
28 M	20 21 28	4 38 20	27 20 56	35 26 57	24 48.3	24R 28.8	27 26.7	18 15.2	13 0.9	22 28.8	3 8.8	18 44.7	3 37.7	4 35.3
29 Tu	20 25 24	5 35 41	9R 29 24	13 28 59	24 43.3	24 28.8	26 37.0	19 21.0	12 49.3	22 25.8	3 7.9	18 43.3	3 36.6	4 35.7
30 W	20 29 21	6 33 3	21 26 22	27 22 12	24 42.2	24 27.9	26 31.8	20 26.6	12 38.3	22 22.6	3 7.0	18 41.9	3 35.3	4 36.2
31 Th	20 33 17	7R 30 26	3M 17 6	9M 11 40	24T 39.0	24T 23.2	26S 11.4	21R 32.0	12R 28.0	22M 19.1	3R 6.3	18R 40.3	3R 34.0	4R 36.8

DECLINATION and LATITUDE

DAY	☉	☽	☽ 12hr	♄	♃	♂	♆	♅	♁	♂	♁	DAY	♄	♃	♂	♆	♅	♁				
1	23N 9	12N 9	0R20	14R40	18N47	0837	17N14	1N49	26S52	38 0	48 4	1814	19R 3	1N58	1	23S 8	0R 8	22S16	1R 6	2N45	16N45	
2	23 5	17 2	1 22	19 14	18 23	0 30	16 32	1 47	26 58	3 4	4 3	1 14	19 3	1 57	5	23 7	0 5	22 16	1 6	2 43	16 42	
3	23 0	21 15	2 20	23 2	18 4	1 9	16 28	1 46	27 4	3 8	4 2	1 13	19 2	1 57	9	23 6	0 6	22 16	1 6	2 42	16 40	
4	22 55	24 34	3 12	23 31	17 43	1 19	16 3	1 44	27 10	3 11	4 2	1 13	19 2	1 57	13	23 6	0 6	22 17	1 6	2 40	16 38	
5	22 50	26 31	3 36	27 33	17 23	1 34	15 41	1 43	27 16	3 15	4 2	1 13	19 1	1 57	17	23 5	0 6	22 17	1 6	2 37	16 34	
6	22 45	27 56	4 29	27 59	17 3	1 49	15 17	1 41	27 21	3 18	4 1	1 16	19 1	1 57	21	23 3	0 6	22 17	1 6	2 35	16 33	
7	22 39	27 42	4 51	27 5	16 45	2 4	14 52	1 39	27 32	3 21	4 1	1 16	19 1	1 56	25	23 4	0 6	22 18	1 6	2 33	16 31	
8	22 32	26 9	4 60	34 54	16 28	2 19	14 27	1 37	27 37	3 24	4 1	1 16	19 0	1 56	29	23 4	0 6	22 18	1 6	2R30	16R28	
9	22 23	23 22	4 55	21 33	16 12	2 34	14 1	1 33	27 38	3 27	4 1	1 17	19 0	1 56								
10	22 18	19 29	4 37	17 11	15 57	2 49	13 36	1 33	27 43	3 30	4 1	1 17	18 60	1 56								
11	22 11	14 41	4 4	12 1	15 43	3 4	13 10	1 31	27 48	3 33	4 1	1 17	18 60	1 56								
12	22 3	9 12	3 19	6 13	15 31	3 18	12 43	1 28	27 53	3 35	4 1	1 17	18 59	1 55								
13	21 54	3 13	2 23	0 6	15 20	3 32	12 17	1 26	27 57	3 37	4 2	1 18	18 59	1 55								
14	21 46	3S 2	1 18	6911	15 11	3 46	11 30	1 23	28 2	3 40	4 2	1 18	18 59	1 55								
15	21 37	9 17	0 8	12 20	15 4	3 58	11 23	1 21	28 6	3 42	4 2	1 18	18 59	1 55								
16	21 27	15 16	1S 5	18 1	14 39	4 10	10 56	1 18	28 10	3 44	4 3	1 19	18 58	1 53								
17	21 17	20 34	2 16	22 50	14 35	4 21	10 28	1 15	28 14	3 45	4 3	1 19	18 58	1 54								
18	21 7	24 45	3 19	26 17	14 35	4 31	10 0	1 12	28 17	3 47	4 4	1 19	18 58	1 54								
19	20 57	27 21	4 10	27 56	14 33	4 39	9 32	1 9	28 21	3 48	4 5	1 20	18 58	1 54								
20	20 4																					
21	20 3																					
22	20 2																					
23	20 1																					
24	19 5																					
25	19 4																					
26	19 3																					
27	19 2																					
28	19																					
29	18 5																					
30	18 3																					
31	18R2																					

The arrow indicates a very high number of aspects on this particular date.

PHENOMENA	VOID OF COURSE	LAST ASPT	D INGRESS
4y hr	2	7pm42	3 K 10am33
4 8 APOGE	3	8pm47	5 S 11pm20
19 20 PERIG	7	8pm4	

DAY	SID. TIME	☉	☽	☽ 12 Hour	MEAN Ω	TRUE Ω	♃	♄	♅	♆	♇	♈	♉	♊	♋	♌	♍	♎	♏		
1 Tu	18 33 1	85 52 46	16 2 33	78 1 43	267 14.5	277R20.8	30 27.3	17R 44.8	20R112.8	22R 38.1	4R 7.3	19R36.2	4R18.5	4R35.9							
2 W	18 38 37	9 49 39	12 38 46	18 34 18	26 11.1	27 19.8	4 4.3	18 34.1	19 57.7	22 42.2	4 4.1	19 34.0	4 16.3	4 35.1							
3 Th	18 42 34	10 47 12	24 48 30	12 42 33	26 7.9	27 16.7	4 37.2	20 3.2	19 42.2	22 49.3	3 29.3	19 31.7	4 15.3	4 35.1							
4 F	18 46 30	11 44 23	36 36 53	12 31 14	26 4.8	27 11.0	5 6.0	21 12.4	19 26.3	22 44.0	3 37.9	19 29.5	4 13.7	4 34.7							
5 Sa	18 50 47	12 41 38	18 26 19	24 22 23	26 1.6	27 2.6	5 30.3	22 21.3	19 10.0	22 43.6	3 34.9	19 27.3	4 12.1	4 34.3							
6 Su	18 54 43	13 38 52	05 19 47	65 18 40	25 58.4	26 51.8	5 50.6	23 30.4	18 33.4	22 47.0	3 32.0	19 25.1	4 10.3	4 34.0							
7 M	18 58 40	14 36 5	12 19 13	18 21 37	25 55.2	26 39.2	6 6.2	24 39.2	18 36.6	22 48.2	3 46.2	19 23.0	4 8.9	4 33.7							
8 Tu	19 2 37	15 33 19	24 23 00	10 32 24	25 52.1	26 25.8	6 17.3	25 47.9	18 19.3	22 49.3	3 49.4	19 20.8	4 7.4	4 33.4							
9 W	19 6 33	16 30 32	60 41 2	12 31 58	25 48.9	26 12.9	6R 237	26 56.3	18 2.2	22 50.1	3 43.7	19 18.7	4 5.8	4 33.2							
10 Th	19 10 30	17 27 46	19 3 19	23 21 13	25 45.7	26 1.4	6 23.4	28 5.0	17 44.8	22 50.7	3 41.1	19 16.7	4 4.2	4 33.0							
11 F	19 14 26	18 23 0	18 39 34	20 1 29	25 42.3	25 52.3	6 22.3	29 13.3	17 27.3	22 51.1	3 38.6	19 14.6	4 2.6	4 32.8							
12 Sa	19 18 23	19 22 13	14 26 12	20 54 19	25 39.3	25 46.1	6 14.3	0R 216	17 9.8	22R 51.4	3 36.1	19 12.6	4 1.1	4 32.7							
13 Su	19 22 19	20 19 27	27 26 3	42 1 49	25 36.2	25 42.8	6 2.0	1 29.7	16 52.3	22 51.4	3 33.8	19 10.6	3 59.3	4 32.6							
14 M	19 26 16	21 16 41	102 41 47	17 26 18	25 30.6	25 49.6	5 45.0	2 37.8	16 34.8	22 51.3	3 31.3	19 8.6	3 58.0	4 32.5							
15 Tu	19 30 12	22 13 34	24 13 37	18 9 36	25 23R 16.6	25 32.6	5 23.6	3 45.6	16 17.5	22 50.9	3 29.3	19 6.7	3 48.3	4 32.5							
16 W	19 34 9	23 11 7	9R 9 24	13 14 4	25 11.3	25 41.3	4 38.0	4 33.4	16 0.3	22 50.4	3 27.2	19 4.8	3 55.0	4 32.5							
17 Th	19 38 6	24 8 21	22 23 32	29 38 33	25 0.3	25 36.2	4 28.6	6 1.0	13 43.3	22 49.8	3 25.2	19 2.9	3 32.5	4 32.6							
18 F	19 42 2	25 3 33	9R 37 43	14R 20 34	24 51.3	25 29.8	3 53.7	7 8.3	13 26.6	22 48.7	3 23.2	19 1.1	3 32.0	4 32.6							
19 Sa	19 45 59	26 2 49	21 47 15	29 13 33	24 17.1	25 29.8	3 19.9	8 18.9	13 10.1	22 47.6	3 21.4	18 59.3	3 50.3	4 32.8							
20 Su	19 49 35	27 0 4	65 45 32	14R 15 33	23 13.9	23 20.9	2 41.5	9 23.1	14 34.0	22 46.3	3 19.6	18 57.5	3 49.1	4 32.9							
21 M	19 53 32	27 37 19	21 44 59	29 11 36	23 10.8	23 10.3	2 1.3	10 30.1	14 38.2	22 44.8	3 17.9	18 53.8	3 47.6	4 33.1							
22 Tu	19 57 48	28 34 34	65 34 32	13R 33 41	23 7.5	24 59.2	1 19.9	11 37.0	14 22.8	22 43.1	3 16.4	18 54.1	3 46.2	4 33.3							
23 W	20 1 43	29 31 30	21 7 7	28 14 28	22 4.4	24 48.8	0 38.0	12 43.8	14 7.9	22 41.2	3 14.9	18 52.4	3 44.8	4 33.6							
24 Th	20 5 42	30 19 6	3R 15 13	12R 9 3	2 1.2	24 40.2	2R 56.3	13 30.4	13 33.4	22 39.1	3 13.5	18 50.8	3 43.4	4 33.8							
25 F	20 9 38	1 46 23	18 33 49	25 33 33	1 8.0	24 34.1	2 15.6	14 56.8	13 39.4	22 36.8	3 12.2	18 49.2	3 42.0	4 34.1							
26 Sa	20 13 35	2 43 41	27 8 34	8T 33 6	0 9.9	24 30.3	28 36.6	16 3.1	13 26.0	22 34.3	3 11.0	18 47.7	3 40.6	4 34.5							
27 Su	20 17 31	3 41 0	14 55 38	21 10 43	24 29.0	25 0.1	17 9.2	13 13.1	22 31.7	3 9.8	18 46.2	3 39.2	4 34.9								
28 M	20 21 28	4 38 20	27 20 36	30 26 57	24R 28.5	27 26.7	18 15.2	13 0.9	22 28.8	3 8.8	18 44.7	3 37.9	4 35.3								
29 Tu	20 25 24	5 33 41	9R 29 24	13 28 59	24 28.8	26 37.0	19 21.0	12 49.3	22 25.8	3 7.9	18 43.3	3 36.6	4 36.7								
30 W	20 29 21	6 33 3	21 26 22	27 22 12	24 27.9	26 31.8	20 26.6	12 38.3	22 22.6	3 7.0	18 41.9	3 35.3	4 36.2								
31 Th	20 33 17	7R 30 26	3R 17 6	9R 11 40	23R 39.0	24T 23.2	26R 11.4	21R 32.0	12R 26.0	22R 19.1	3R 6.3	18R 40.3	3R 34.0	4R 36.8							

The arrows indicate the true node of the moon when it moves from Retrograde to Direct. This is a "very" important change of trend indicator in the stock market.

DAY	☉
1	23N
2	23
3	23
4	22 5
5	22 3
6	22 4
7	22 5
8	22 2
9	22 1
10	22 1
11	22
12	22
13	21 3
14	21 4
15	21 37
16	21 27
17	21 17
18	21 7
19	20 57
20	20 46
21	20 34
22	20 23
23	20 11
24	19 59
25	19 46
26	19 33
27	19 20
28	19 6
29	18 53
30	18 38
31	18R24

♋		♌		♍	
DECL	LAT	DECL	LAT	DECL	LAT
23S 8	06 6	22S 16	1R 6	21R 6	16R 48
23 7	0 6	22 16	1 6	2 43	16 42
23 6	0 6	22 16	1 6	2 42	16 40
23 6	0 6	22 17	1 6	2 40	16 38
23 5	0 6	22 17	1 6	2 37	16 36
23 5	0 6	22 17	1 6	2 35	16 33
23 4	0 6	22 18	1 6	2 33	16 31
23R 4	06 6	22S 18	1R 6	2R 30	16R 28

D PHENOMENA		VOID OF COURSE D	
LAST ASPT	D INCRSS	LAST ASPT	D INCRSS
dy hr	2 7pm42	3 H	10am33
4 B AFOGE	3 8am47	3 S	11pm20
19 20 PERIG	7 8pm49	8 Q	10am37
31 21 AFOGE	10 6pm54	10 R	8pm31
	12 3pm56	13 S	4am41
MAX/O DECL	14 8pm11	13 R	9am59
dy hr	19 3am 0	17 R	12pm38
6 8 28R 0	21 10am41	21 S	1pm11
13 12 0	21 10am41	21 S	1pm18
19 20 28S 3	22 8pm16	23 T	2pm49
26 4 0	23 3pm48	25 R	8pm 3
	28 0am11	28 R	5am12
	30 9am59	30 X	5pm20
MAX/O LAT			
dy hr	4 4 5R 0	4y hr	5R PHAGE
8 4 5R 0	7 4 56 14m48		
15 2 0	14 20 11 22m 5 3		
21 3 5R 0	21 10 41 28m23 0		
27 18 0	28 18 35 5816 6		

DAILY ASPECTARIAN

1	♋	6am 6	♋	6 25	♋	8 49	♋	5 27	♋	2 39	♋	1pm30	♋	6 32	♋	2 48	♋	11 23
T	♋	5 6	♋	6 38	♋	7 10	♋	7 32	♋	6 24	♋	1 31	♋	10 41	♋	4 18	♋	12pm20
	♋	6 8	♋	7 40	♋	8 15	♋	8 49	♋	8 11	♋	6 10	♋	9 51	♋	7 52	♋	12 34
	♋	6 20	♋	7 40	♋	8 15	♋	8 49	♋	8 11	♋	6 10	♋	9 51	♋	7 52	♋	12 46
	♋	6 31	♋	7 32	♋	8 15	♋	8 49	♋	8 11	♋	6 10	♋	9 51	♋	7 52	♋	1 16
	♋	7 6	♋	8 48	♋	9 23	♋	9 53	♋	8 2	♋	7 14	♋	10 26	♋	8 48	♋	2 16
	♋	7 7	♋	8 48	♋	9 23	♋	9 53	♋	8 2	♋	7 14	♋	10 26	♋	8 48	♋	3 17
	♋	7 7	♋	8 48	♋	9 23	♋	9 53	♋	8 2	♋	7 14	♋	10 26	♋	8 48	♋	3 35
	♋	7 7	♋	8 48	♋	9 23	♋	9 53	♋	8 2	♋	7 14	♋	10 26	♋	8 48	♋	3 58
	♋	7 7	♋	8 48	♋	9 23	♋	9 53	♋	8 2	♋	7 14	♋	10 26	♋	8 48	♋	4 8
	♋	7 7	♋	8 48	♋	9 23	♋	9 53	♋	8 2	♋	7 14	♋	10 26	♋	8 48	♋	5 15
	♋	7 7	♋	8 48	♋	9 23	♋	9 53	♋	8 2	♋	7 14	♋	10 26	♋	8 48	♋	6 29
	♋	7 7	♋	8 48	♋	9 23	♋	9 53	♋	8 2	♋	7 14	♋	10 26	♋	8 48	♋	8 53
	♋	7 7	♋	8 48	♋	9 23	♋	9 53	♋	8 2	♋	7 14	♋	10 26	♋	8 48	♋	9 47
	♋	7 7	♋	8 48	♋	9												

LONGITUDE

82 MARCH 1984

Table with columns: DAY, SID. TIME, and various astronomical parameters (Ω, D, D 12 Hour, MEAN Ω, TRUE Ω, etc.) for days 1 through 31.

DECLINATION AND LATITUDE

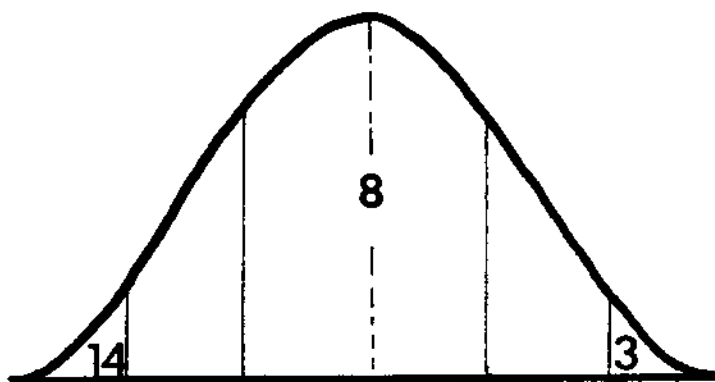
Table with columns: DAY, DECL, and various astronomical parameters (DECL |LAT, etc.) for days 1 through 31. Includes a large text box: 'The Moon is Void of Course between 1 am on March 1st until 5 pm March 1st (GMT) It is during this time that the Moon is moving from the last aspect to the next sign of the Zodiac.'

DAILY ASPECTARIAN

Table with columns: Day, Time, and various astronomical parameters (D, D 12hr, etc.) for days 1 through 31.

STANDARD DEVIATION OF DAILY ASPECTS

One of the primary reasons for the writing of this book was to alert traders of specific astrological and astronomical events. What I am going to discuss next is a situation that occurs infrequently in the daily search for clues to price-trend changes. This situation occurs when only 1 or 2 planetary aspects exist on a particular day; or just the opposite occurs--a large number of aspects are present.



The average number of planetary aspects is approximately eight. Whenever you see a very small number of aspects (3 or less) or a large number of aspects (14 or more,) you can assume that something very dramatic is about to happen in the stock market. Why this affects the market I am not sure, but my opinion is that it works like a magnet. If there are very few aspects on one day, then the larger astro-cycle will take hold and pull the market either up or down.

SPX SFZ 87	342.35	OH	08/25/87
	243.20	OH	12/31/86
RSI	UP	AVG	-.957
	DOWN	AVG	1.725
STO	XK		23.40
STO	XD		22.72
			09/19/87

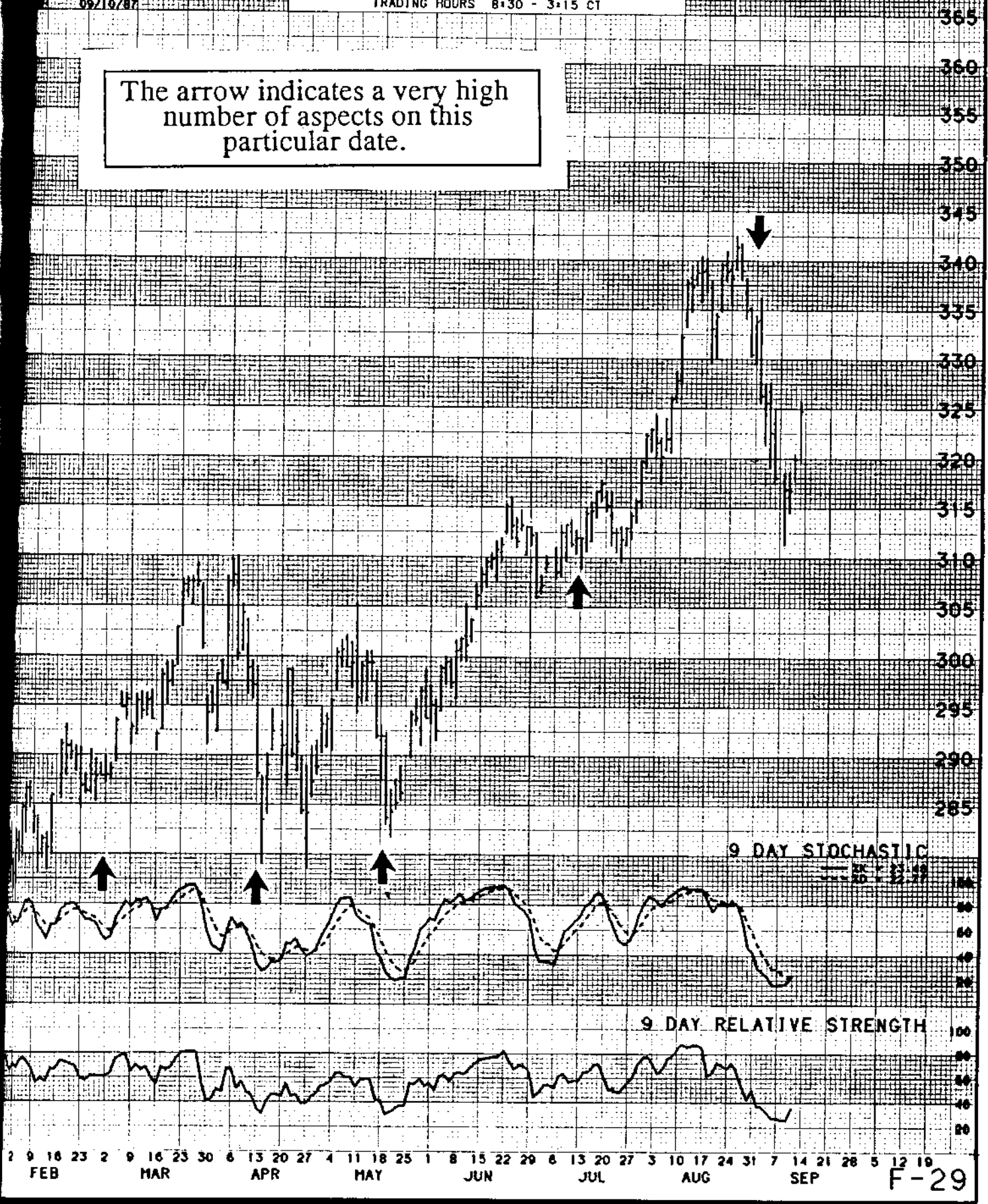
S & P 500 INDEX

DECEMBER 1987

INDEX AND OPTION MARKET
TRADING HOURS 8:30 - 3:15 CT

CONTRACT SIZE	500	INDEX	100 POINT
MIN TICK		100	CONTRACT
VALUE	84		CONTRACT
EACH			CONTRACT
VALUE			CONTRACT
DAILY			CONTRACT

The arrow indicates a very high number of aspects on this particular date.



CONTRACT	SPU 87	85
HIGH	339.45	ON 08/25/87
LOW	229.90	ON 09/23/86
9-DAY RSI	UP AVG =	.939
	DOWN AVG =	1.708
9-DAY STR	2K =	28.30
	2D =	22.17
AS OF	09/10/87	

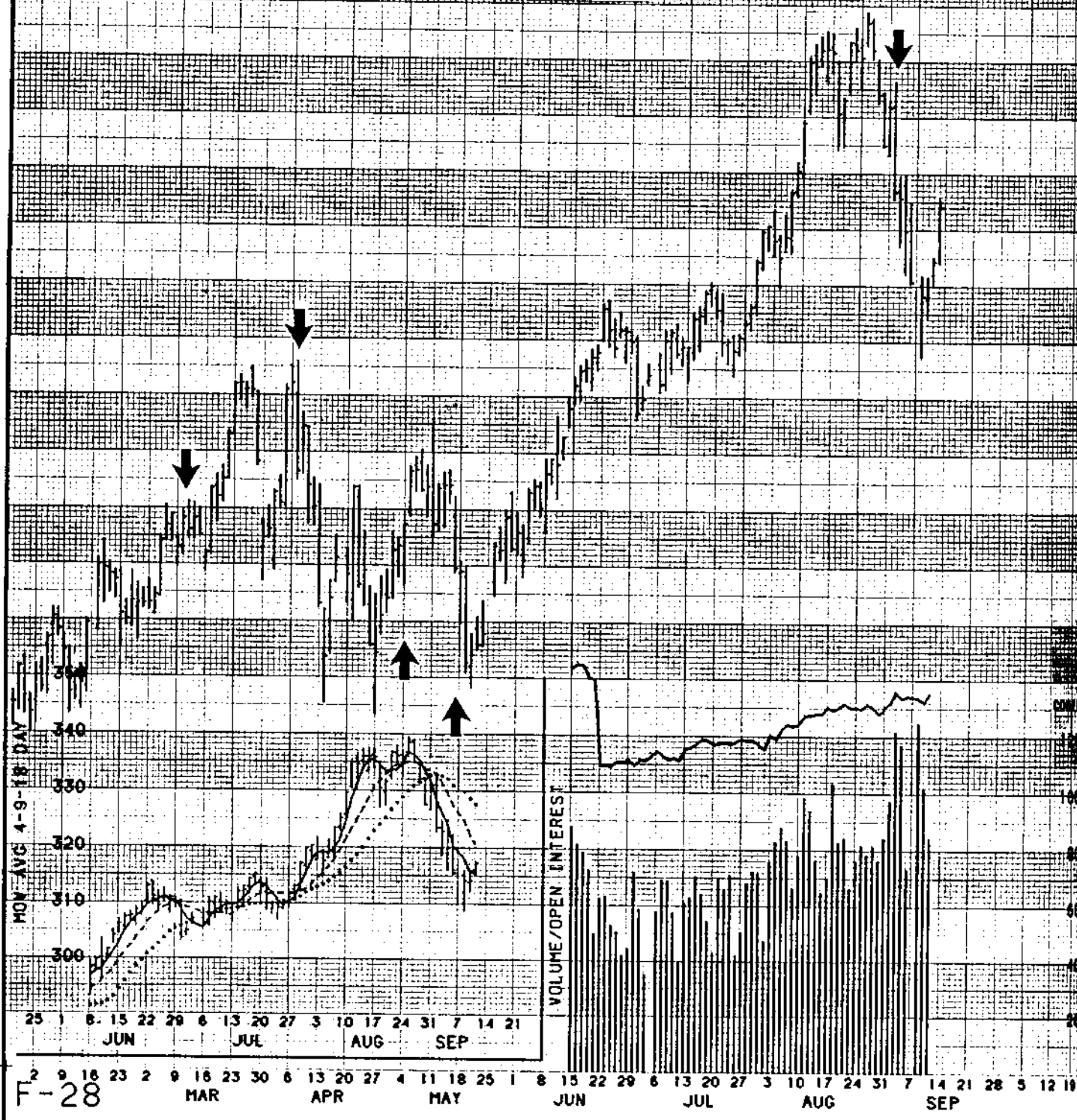
S & P 500 INDEX

SEPTEMBER 1987

INDEX AND OPTION MARKET
TRADING HOURS 8:30 - 3:15 CT

CONTRACT SIZE	1500 TRES
MIN TICK	.05
VALUE	\$25.00/05
EACH OR'D	
VALUE	\$250.00
DAILY LIMIT	

The arrow indicates a very low number of aspects on this particular day.



F-28

SECTION THREE:

PLANETARY ASPECTS AND SYNODIC PERIODS

Section Three:

Planetary Aspects and Synodic Periods

Venus-Uranus

Venus revolves around the Sun in 61.8% of 1 year (365 days).

Uranus revolves around the Sun in 84 years.

These two planets possess the unique Fibonacci relationship of .618! Figure I shows the relationship of Venus and Uranus when they are on opposite sides of the earth or in opposition (180° apart). This is how it would appear from the Earth looking up into the sky. It takes 225 days for Venus and Uranus to make a complete cycle from conjunction (0°) to conjunction (0°). If we take 365 days and multiply it by .618 the answer is 225 days. When I first witnessed this relationship it was apparent that the cyclical implications would be revealing because of the Fibonacci number sequence.

Donald Bradley in *Stock Market Prediction* by L.Lewellyn Publications mentioned this effect on stock prices when Venus and Uranus were at certain critical degrees (aspect). After studying this phenomenon for many months, certain applications became apparent from the trader's viewpoint:

✕ The aspects were so accurate as a short-term trading and timing device that they could be used in trading stock index futures (636 aspects were tested, accurate to 92% +/- two days). ∇

2. The sample size was excellent! Over 600 aspects in a 90-year period (1898-1987).

✕ Some aspects were associated with bullish price action, and others with bearish price action. Conjunctions (0°), sextiles (60°) and trines (120°) are associated with strength in the stock market. Squares (90°) and oppositions (180°) are associated with weakness.

4. It was usually a short term (3 to 10 day) trend change, but more than 50% of the time the effect lasted several weeks.

The amount of research to verify this idea was frightening, but once I had seen the stock market reverse direction on these days, the question had to be answered. I have studied the technical implications of cycles in stocks and commodities for over twenty years, and I must admit that it is the single most accurate short-term timing mechanism I have researched. Figure II shows the last six months of the Standard & Poor's 500 futures index. Notice how the market abruptly changes trend on these days. How a trader may enter the market armed with this knowledge is a subject that deserves special attention. Trend changes occurred on October 5th, 1987, at Venus Trine Uranus (120°); November 24th, 1987, at Venus Conjunction Uranus (0°); January 14th, 1988, at Venus Sextile Uranus (60°); February 9th, 1988, at Venus Square Uranus (90°); and March 7th, 1988, at Venus Trine

Uranus (120°) Students of W.D. Gann have learned to respect these angular relationships.

Figure III shows that certain aspects have a positive effect and others have a negative effect.

For your convenience, I have listed the next six Venus-Uranus aspects in 1988. The serious market student owes it to himself to mark these days on his calendar:

May 19th Venus Opposition Uranus (180°)
 May 27th Venus Opposition Uranus (180°)
 Aug 3rd Venus Opposition Uranus (180°)
 Oct 2nd Venus Trine Uranus (120°)
 Oct 28th Venus Square Uranus (90°)
 Nov 23rd Venus Sextile Uranus (60°)

The first three aspects are the same because of the retrograde motion of Venus or Uranus. My experience tells me that they will probably be more powerful than usual because of this retrograde motion. Watch for changes in short-term trend on these dates!

The S&P 500 chart on Figure II indicates the last two solar eclipses. Although eclipses bear no relationship to the Venus-Uranus aspects, eclipses are so astrologically significant that they were included in the chart.

Several other researchers have mentioned this Venus-Uranus correlation, such as James Mars Langham, *Cyclical Market Forecasting Stocks and Grain* and T.G. Butaney in *Forecasting Prices.*

THE MAJOR ASPECTS

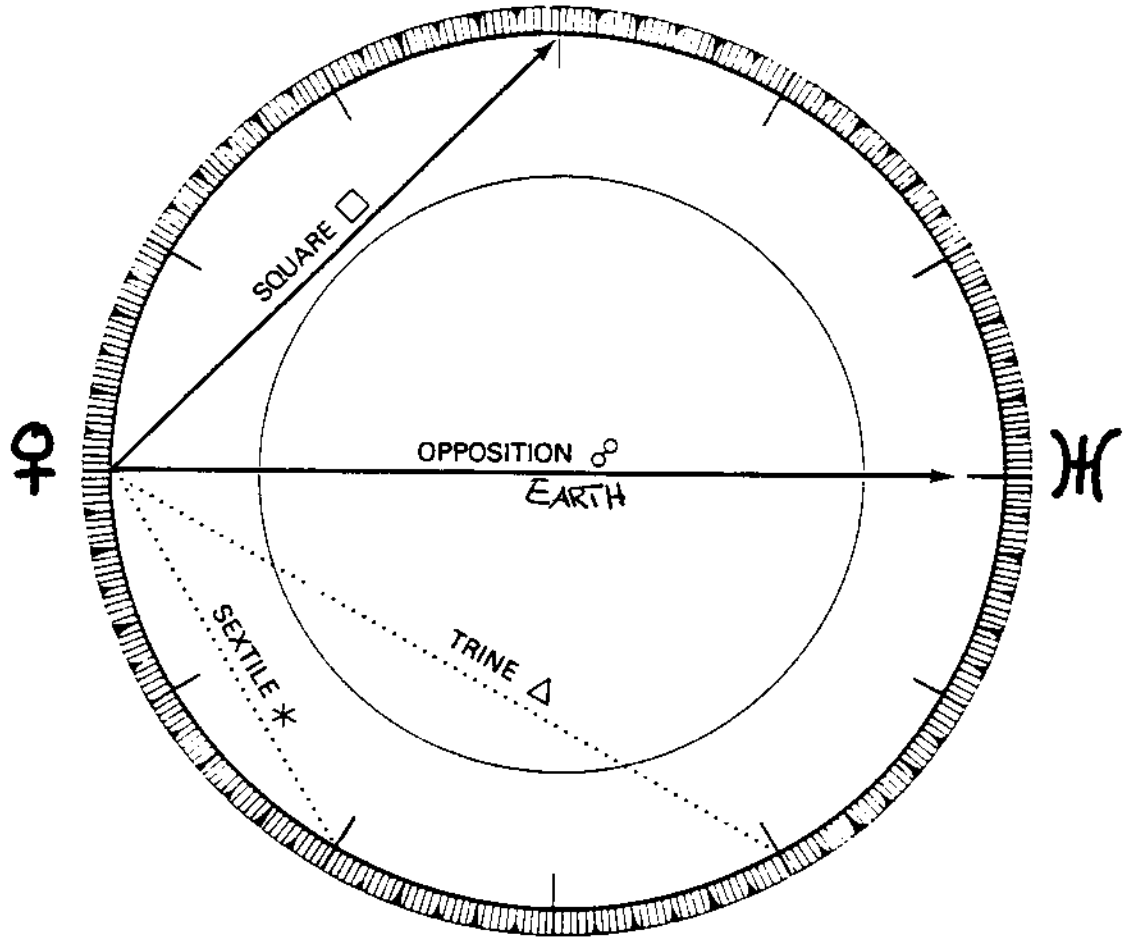


Figure I: This graph shows the relationship of Venus opposition Uranus. Planet Earth would be in the center. (Geocentric)

CONTRACT SPM \$8
 HIGH 347.90 DN 08/25/87
 LOW 190.00 DN 10/20/87
 9-DAY RSI UP AVG = 1.172
 = 39.242 DOWN AVG = 1.014
 9-DAY STD. EN = 67.15
 = 29.83X ZO = 71.22
 AS OF 04/14/88

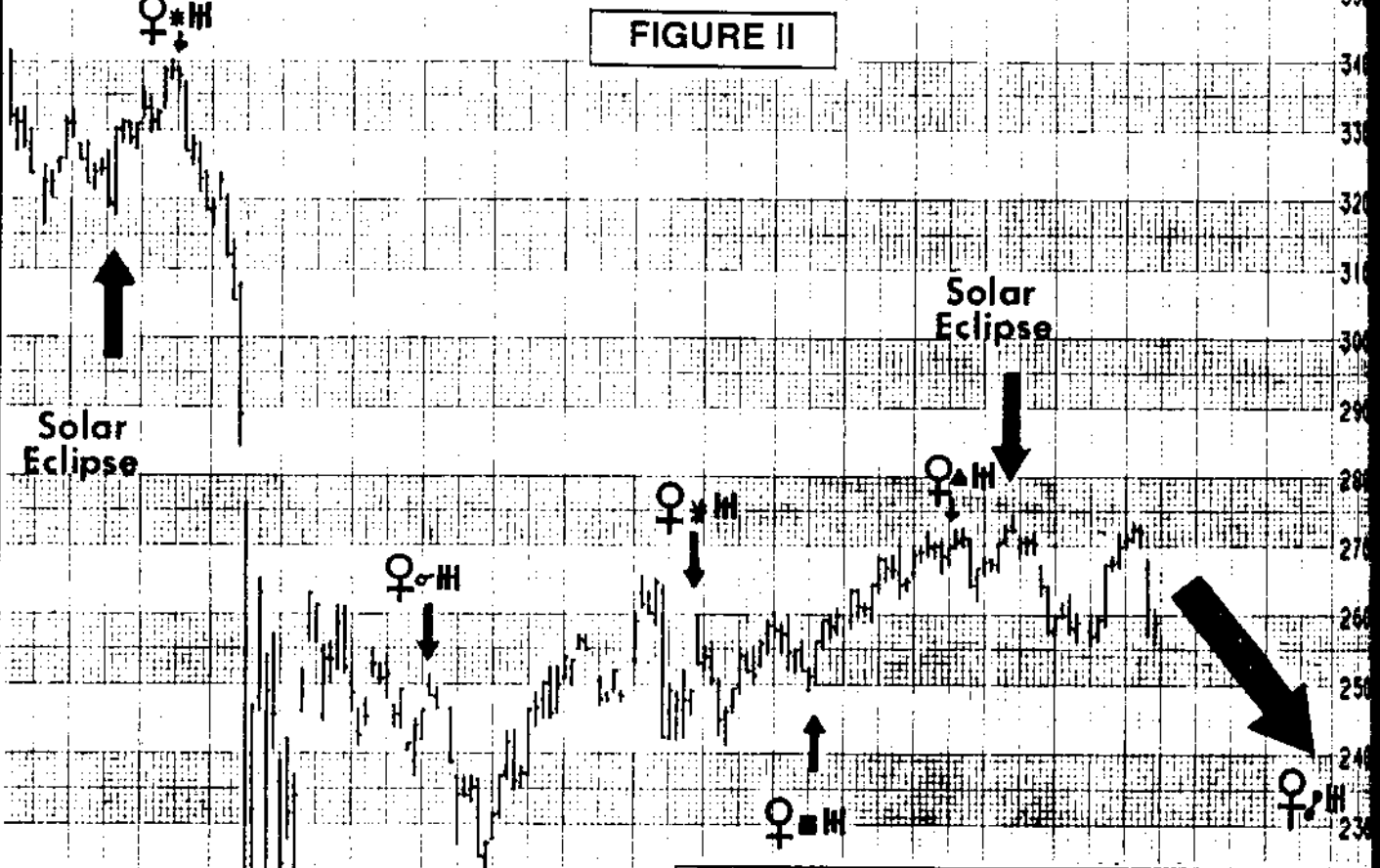
S & P 500 INDEX

JUNE 1988

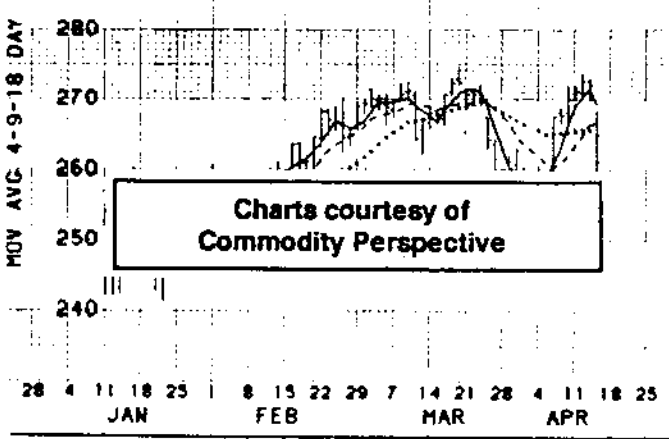
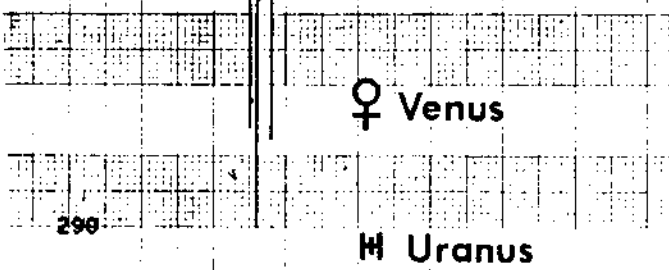
INDEX AND OPTION MARKET
 TRADING HOURS 8:30 - 3:15 CT

CONTRACT SIZE \$500 TIMES INDEX
 MIN TICK .05 POINTS
 VALUE \$25.00/CONTRACT
 EACH GRID \$500/CONTRACT
 VALUE \$500/CONTRACT
 DAILY LIMIT

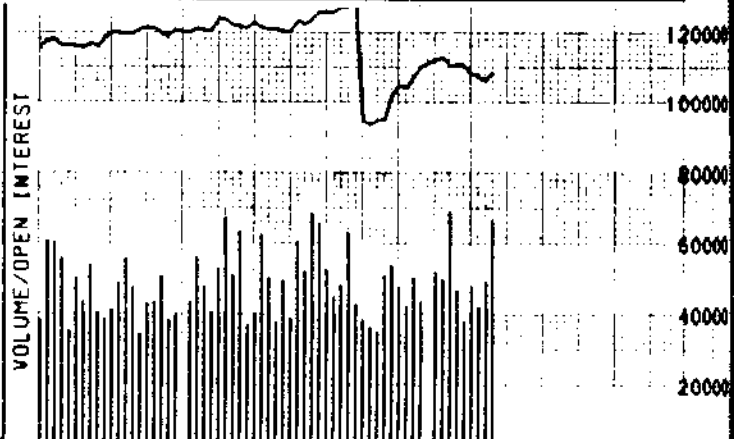
FIGURE II



Retrograde motion of Venus will cause two oppositions (180°) of Venus-Uranus at the end of May 1988



Charts courtesy of Commodity Perspective



F-28 OCT NOV DEC JAN FEB MAR APR MAY

THE OBSERVED EFFECTS OF VENUS-URANUS ASPECTS (1898 - 1987)

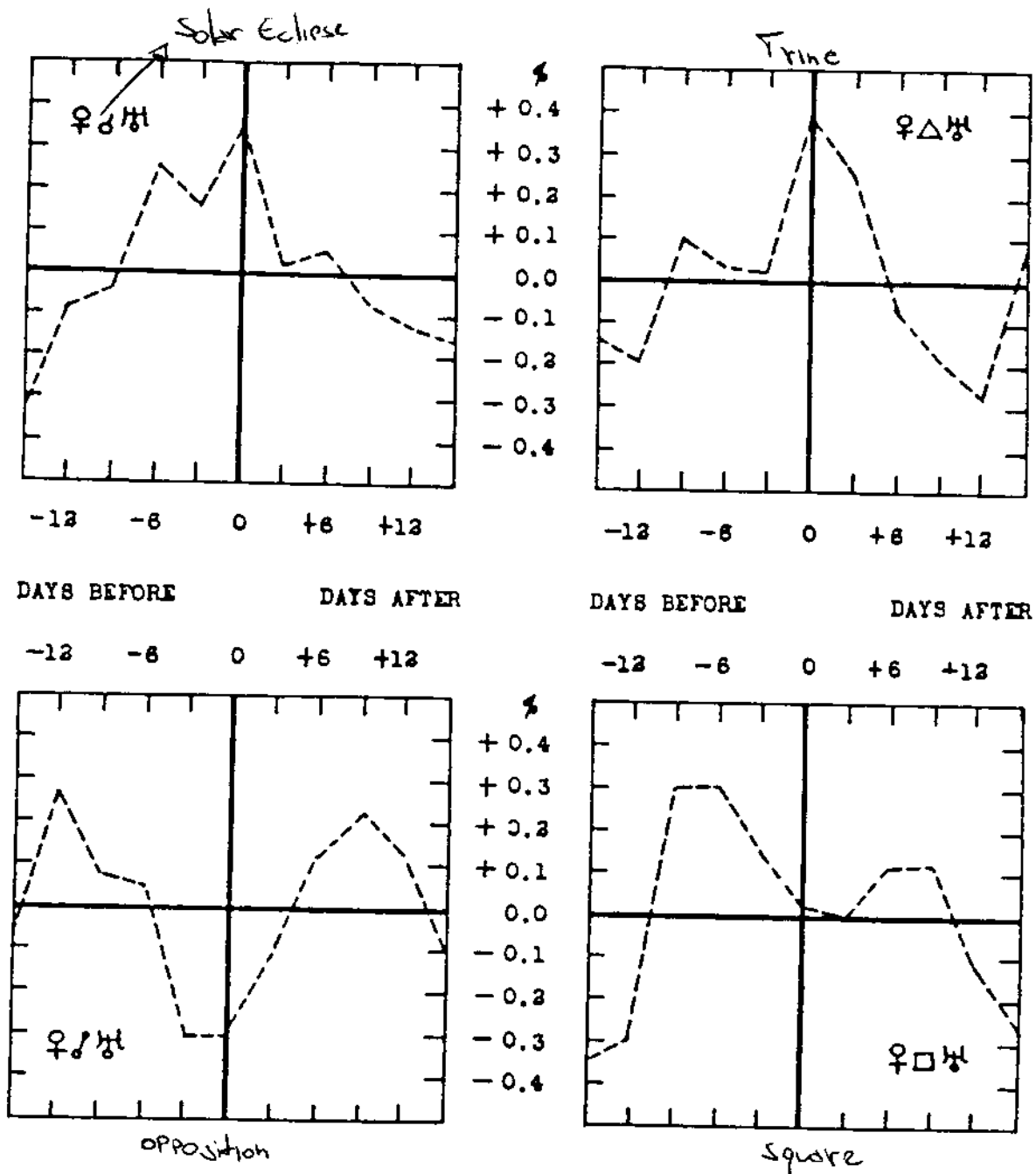


Figure III: Actual observed deviations due to the action of Venus-Uranus aspects. Broken line indicates course of Dow-Jones Industrials during 31-day periods centered on the dates when aspects were exact. Expressed as a percentage relatives of 15th day previous to aspect, taken as base, and corrected for trend by method of least squares. This experiment confirms astrological theory which claims that certain aspects are bullish, others bearish.

S&P 500 INDEX

MARCH 1984

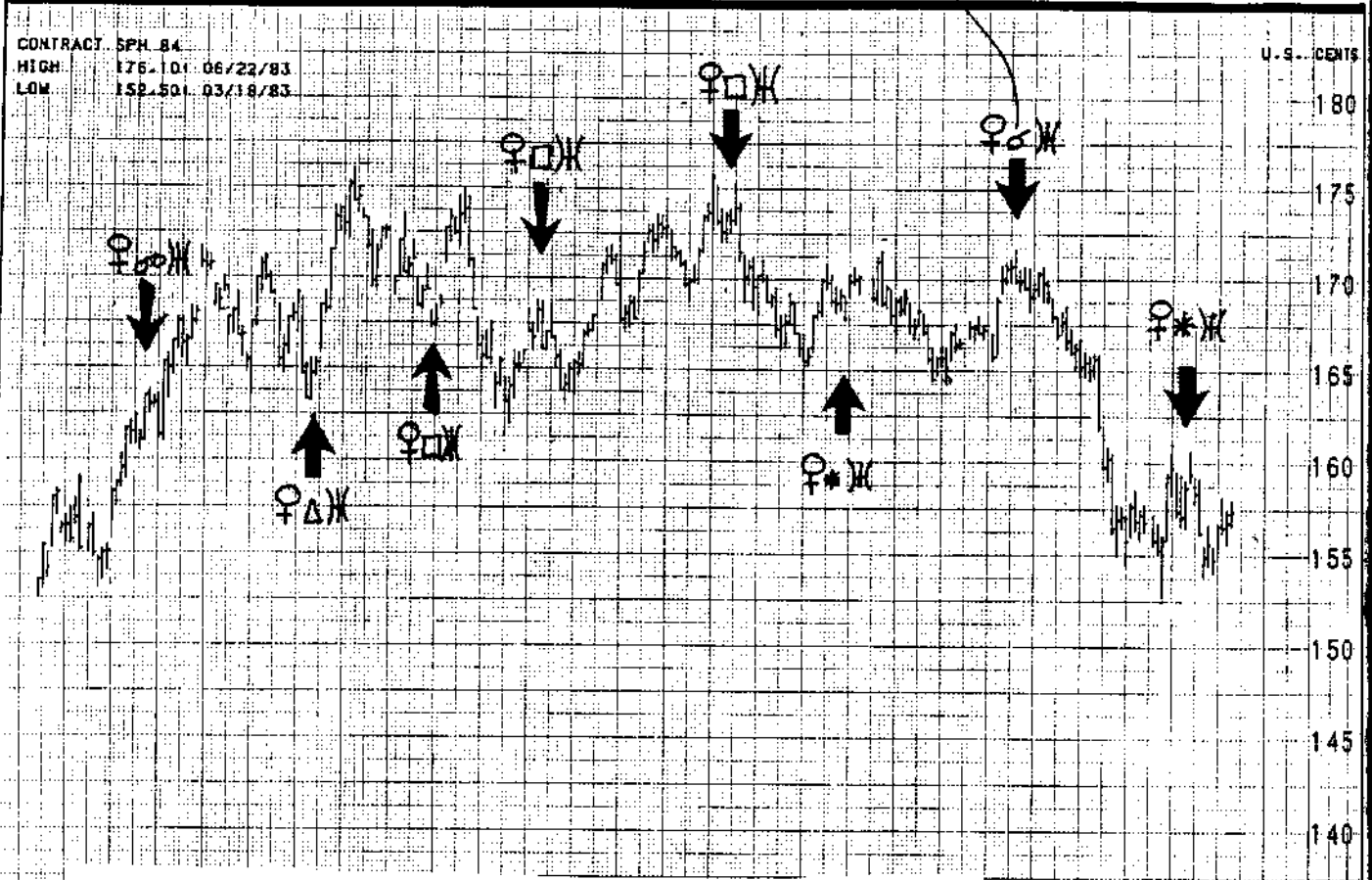
INDEX AND OPTION MARKET

*de simbo e?
Fech, Sun Eclipse*

COMMODITY PERSPECTIVE/CHICAGO, ILLINOIS 60661

CONTRACT: SPH 84
HIGH: 176.10 06/22/83
LOW: 152.50 03/18/83

U.S. CENTS



Venus-Uranus aspects for 1983-84.

CONTRACTS

80,000

60,000

40,000

20,000

VOL - 0.1

Charts courtesy of
Commodity Perspective

MAR APR MAY JUN JUL AUG SEP OCT NOV DEC JAN FEB MAR APR

S 0
12
-3

DOW JONES INDUSTRIAL

93

Charts courtesy of
Commodity Perspective

CASH
Dec 1986

60606

PTS

80

75

70

65

60

55

50

45

40

35

30

25

20

15

10

5

0

2020

2000

1980

1960

1940

1920

1900

1880

1860

1840

1820

1800

1780

1760

1740

1720

1700

1680

1660

1640

1620

1600

1580

1560

1540

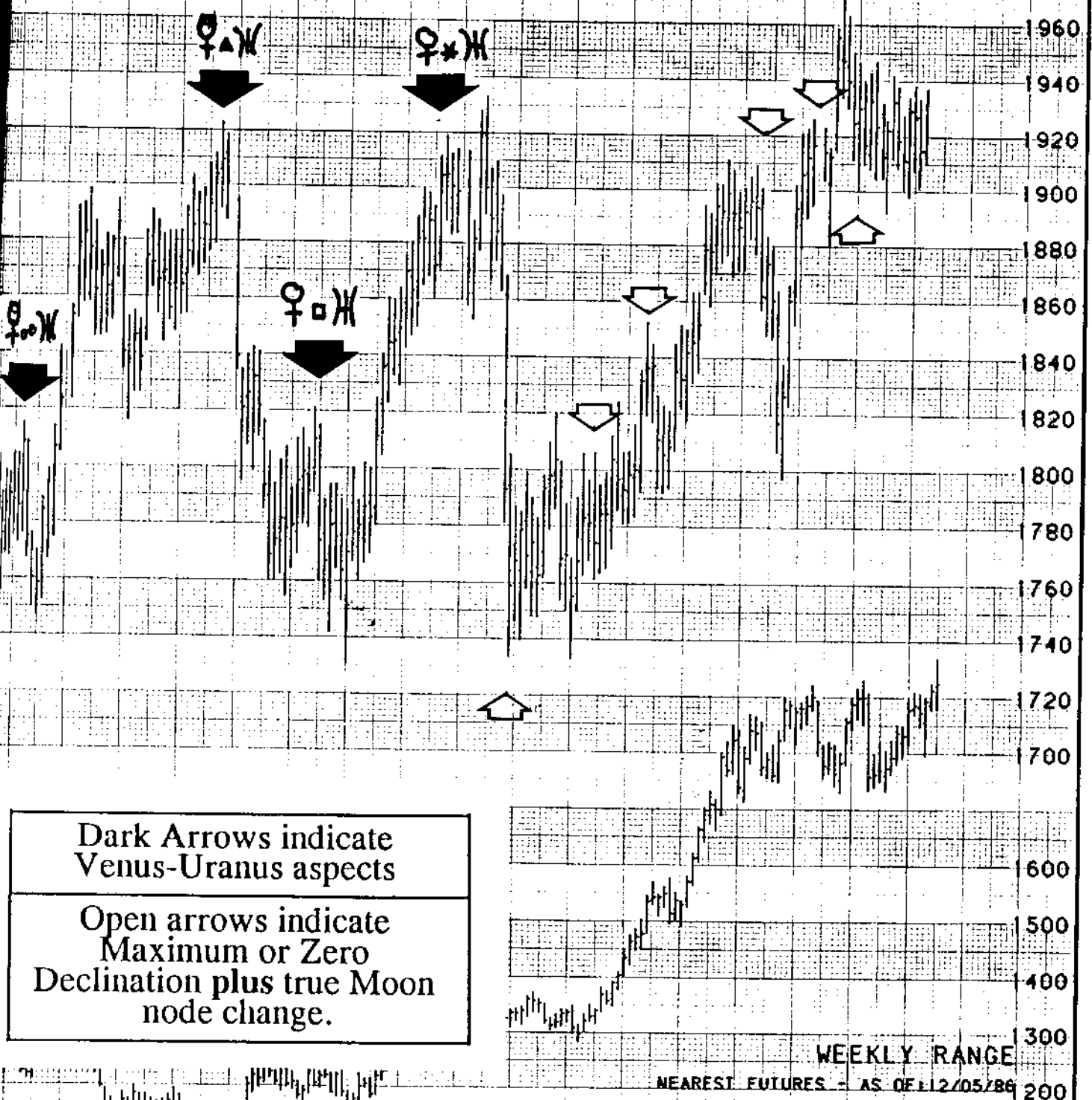
1520

1500

1480

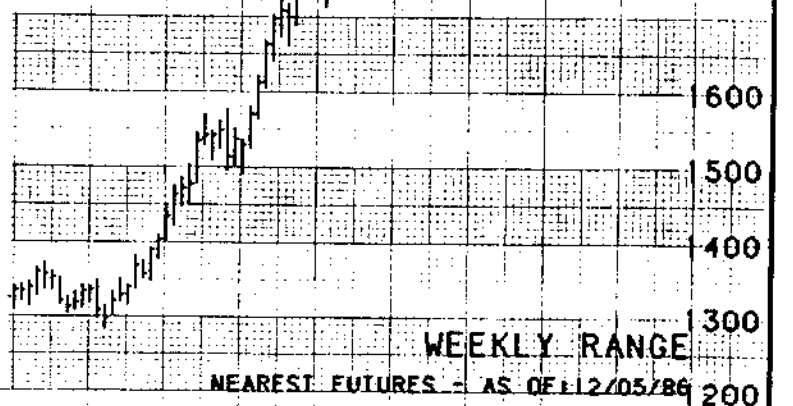
1460

1440



Dark Arrows indicate
Venus-Uranus aspects

Open arrows indicate
Maximum or Zero
Declination plus true Moon
node change.



WEEKLY RANGE

NEAREST FUTURES - AS OF 12/05/86

1984 1985 1986

A S O N D J F M A M J J A S O N D J F M A M J J A S O N D J F M

3 12 19 28 2 9 16 23 30 7 14 21 28 4 11 18 25 1 8 15 22 29 6 13 20 27 3 10 17 24 1 8 15 22 29 5 12 19

-34 JUN JUL AUG SEP OCT NOV DEC

Jupiter-Saturn

The Jupiter-Saturn combination has been reported as one of the best indicators of long term economic activity. Lt.Cmdr. David Williams in *Financial Astrology* shows that the Jupiter-Saturn conjunction cycle was the most accurate of the astro-economic cycles he researched. From a trader's standpoint these are slower moving planets and their effect may take months to form.

Jupiter revolves around the Sun in 11.8 years. Saturn completes the revolution in 29.4 years. Their synodic period is 19.8 years. The Appendix lists the Jupiter-Saturn aspects for your convenience. It is my opinion that the Jupiter-Saturn aspects would be difficult to use in trading because of their long term implications. One should keep in mind when these aspects occur because of their significance to overall economic activity. Jupiter and Saturn are the largest planets in our solar system and Saturn is the only planet whose magnetic pull is touched by another planet, that planet being Jupiter.

Venus-Pluto

The planets Venus and Pluto have an average synodic period of 61.6% of one year! In other words it takes approximately 225 days for the two planets to meet at conjunction (0°) and travel through sextile (60°), square (90°), trine (120°) opposition (180°) and back to conjunction. These two aspects are excellent short term trend indicators in the stock market and gold market, especially the gold market. The high in gold in 1980 was associated with Pluto moving into "retrograde motion" and several major aspects of Venus. It is my opinion that the reason the Venus-Pluto aspects are so dependable is due to the Fibonacci relationship of the two planets. Whatever the reason may be, they still offer a powerful tool in timing gold and stock market transactions. The aspects usually work within two days of the exact aspect and the effect lasts for 5 to 10 trading days.

COMEX GOLD
 458.50 ON 09/22/86
 350.50 ON 12/11/85
 1981 UP AVG = 1.414
 1982 DOWN AVG = 1.889
 1983 UP AVG = 1.430
 1984 DOWN AVG = 1.901
 04/22/87

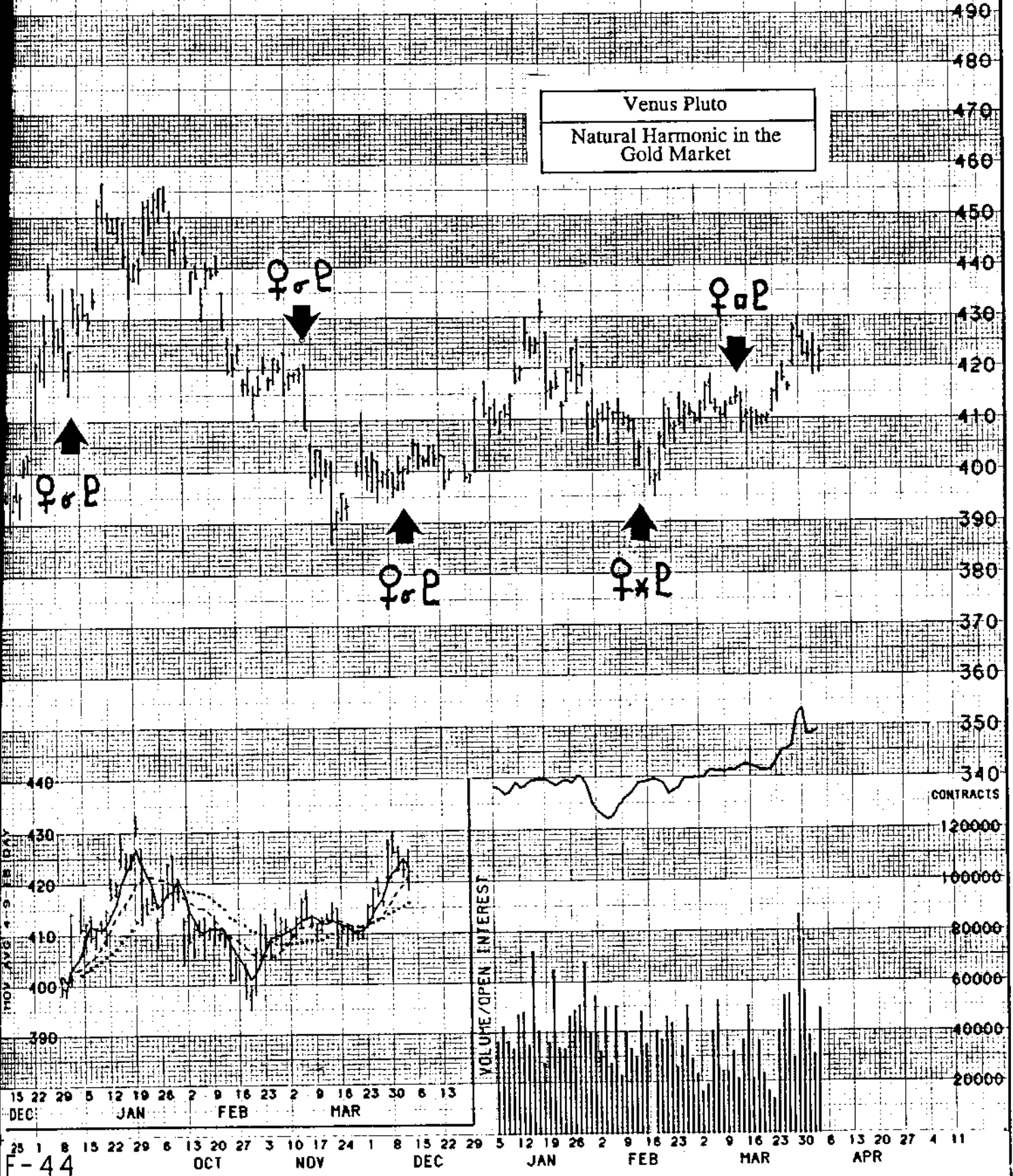
COMEX GOLD

JUNE 1987

COMMODITY EXCHANGE, INC. NY
TRADING HOURS 9:00 - 2:30 ET

CONTRACT SIZE 100 TROY OZ
 MIN TICK .10 DOLLARS
 VALUE 99 \$10.00/CONTRACT
 EACH GR1 1 DOLLARS
 VALUE 1100/CONTRACT
 DAILY LIMIT 25 DOLLARS
 VALUE 2500/CONTRACT
 500

Venus Pluto
Natural Harmonic in the Gold Market



Mars-Jupiter

Mars makes its revolution around the Sun in 1.91 years. Jupiter completes its revolution in 11.8 years. Together their synodic period from conjunction (0°) to conjunction (0°) is 2.23 years. Every other conjunction of Mars-Jupiter is $4 \frac{1}{3}$ years or 233 weeks--another Fibonacci number. The Mars-Jupiter aspects are very powerful and extremely accurate. The August 9th, 1982 bottom in the stock market occurred at Mars conjunction Jupiter. There are numerous examples of the accuracy of these aspects and they work consistently year after year!

Mars-Jupiter aspects of conjunction, sextile, square, opposition, and time may be used in timing stock and BOND market trades. These aspects usually work within 3 to 5 days of accuracy and last for 7 to 21 days. It is best to use lunar phenomena to pinpoint entry as the Mars-Jupiter aspect approaches.

Weekly Cluster

DOW JONES INDUSTRIAL

103

CASH

1986

2020

2000

1980

1960

1940

1920

1900

1880

1860

1840

1820

1800

1780

1760

1740

1720

1700

1600

1500

1400

1300

1200

1100

1000

Arrows indicate the Mars-Jupiter aspects.

♂♃



♂♃



♂♃



Charts courtesy of
Commodity Perspective

WEEKLY RANGE

NEAREST FUTURES - AS OF 11/25/86

1984
 A S O N D J F M A M J J A S O N D J F M A M J J A S O N D J F M
 3 12 19 26 2 9 16 23 30 7 14 21 28 4 11 18 25 1 8 15 22 29 6 13 20 27 3 10 17 24 1 8 15 22 29 5 12 19
 JUN JUL AUG SEP OCT NOV DEC
 F-34

GOLD

MARCH 1983

International Monetary Market

COMMODITY PERSPECTIVE/CHICAGO, ILLINOIS 60604

CONTRACT GDM 83
HIGH 887.90 12/04/80
LOW 829.00 06/21/82

Venus-Jupiter aspects affecting the Gold market.

PER TROY OZ.

560

540

520

500

480

460

440

420

400

380

360

340

CONTRACTS

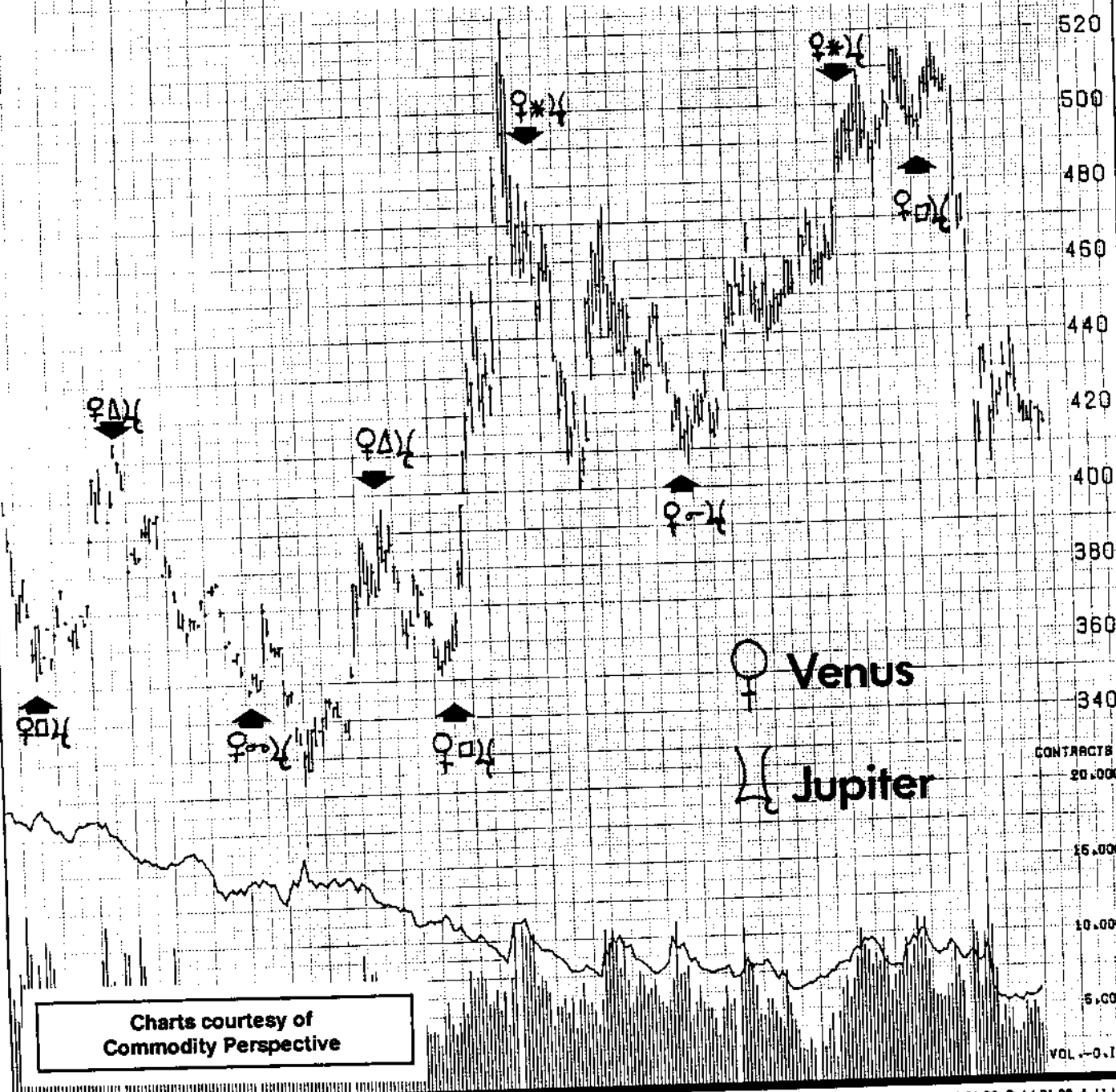
20,000

16,000

10,000

5,000

VOL. - O.I.



Charts courtesy of Commodity Perspective

1 9 16 22 29 5 12 19 26 9 10 17 24 31 7 14 21 28 5 12 19 26 2 9 16 23 30 6 13 20 27 4 11 18 25 1 8 15 22 29 6 13 20 27 3 10 17 24 31 7 14 21 28 7 14 21 28 4 11 18 25

MAR APR MAY JUN JUL AUG SEP OCT NOV DEC JAN FEB MAR APR

Saturn-Uranus: The Major Economic Cycle

The synodic period for the Saturn-Uranus combination is 45 years. That is the length of time necessary to travel from conjunction (0°) through the other aspects and back to conjunction again. Uranus is known as the "market" planet. Saturn is related to "change." A great deal of publicity has been made regarding the Nostradamus prediction of a great earthquake in the *New City; When Saturn and Uranus are in Capricorn in May 1988.* This quote is paraphrased from one of the translations of his quatrains. One must remember that Nostradamus was not infallible. Not all of his predictions came true--**at least not yet!** Part of the problem lies in the translation of his quatrains. Was Los Angeles the New City? I only bring this to your attention to alert you to the use of astrology in your daily life, if in fact you use it at all. It is my opinion that it is a guideline for decisions and nothing more. People should not rely on anyone's interpretation of the stars to rule their lives. Many factors control our destiny! The stars impel--they don't compel!

Uranus makes a complete cycle (revolution around the sun) in 84 years; Saturn makes the revolution in 29 years. The difference is 55 years! Can this be the "Kondratieff" cycle? The cycle is so long that a large sample size is not possible at this time. We do know that the economic conditions that prevail near the major aspects of Saturn-Uranus correlate to a "Bullish" or "Bearish" scenario. For example, the period of 22 1/2 years is a half-cycle of Saturn-Uranus or opposition (180°). If we look at the time frame of this opposition, November 8, 1966, it correlates to the

"October Massacre" of that year. When you add the twenty two and one half years back into the cycle you come out to 1987-1988 which is very close to the Saturn-Uranus conjunction. Will anyone argue that October 1987 was a "Massacre"? These planets move so slowly that the event will not be triggered on the exact day of the aspect. Remember, W.D. Gann said the "faster moving planets are the key," and Saturn and Uranus move very slowly.

Louise McWhirter spent a great deal of time researching the Saturn-Uranus aspects. In *McWhirter Theory of Stock Market Forecasting*, the author examines the economic correlations at the time of the Saturn-Uranus aspects. She claimed that the Saturn-Uranus conjunction and oppositions were responsible for economic prosperity or recession.

James Mars Langham referred to the Saturn-Uranus cycle as the single most accurate barometer of economic activity. Both McWhirter and Langham wrote their books in the late 30's and did not have the advantage of seeing their hypotheses fulfilled. Their ideas have been substantiated over the past fifty years as longer cycles of prosperity and recession correspond to aspects of Saturn-Uranus. Cmdr. David Williams completed a 200 year study of the major aspects of Saturn-Uranus and found them to be an accurate predictor of business activity in 7 out of 10 cases. This material is published in his book *Financial Astrology*.

As an investor it would be beneficial to keep in mind the Saturn-Uranus cycle! If the effects of Saturn-Uranus in conjunction (0°), that occurred in February 1988, begin to unfold it would indicate a severe economic contraction is upon us. There

are several factors that may "trigger" the event in my opinion.

First; the Japanese stock market has not experienced a prolonged "Bear" Market since it opened 45 years ago (There is that number 45 again). Most of the trader investors are inexperienced and will not know how to handle a "bear" market. **The Japanese stock market does not allow short selling.** Short selling acts as a buffer when stocks go down because shorts buy back their borrowed stock, thus supporting prices. Short selling also prevents stocks from rising too rapidly. Second, an unexpected economic down turn could come from "nature" (i.e. earthquake, drought, flood, disease etc.).

Economic contraction does not have to be associated with personal financial adversity. Money can be made by knowing how to sell short and how to use option strategies. Clearance sales will abound in real estate, art, vacation spots and many luxury items if a severe recession appears.

Keep in mind that the use of astrology should not be viewed with a "fatalistic" outlook on life. Opportunity always presents itself--even in adversity. "Diamonds are polished by grit, man by adversity." Those of you reading this book are fortunate enough to live in a free and prosperous world.

Jupiter-Uranus

Jupiter is the largest planet in our solar system. It takes approximately 11.8 years to revolve around the sun. In contrast, the planet Uranus takes 84 years to complete the cycle. Together they combine into the most "researched" of all astro-economic cycles. The synodic period of Jupiter-Uranus is 13.8 years. Squares (90°), conjunctions (0°), and oppositions (180°) occur at intervals of 3.4 years. Do the numbers 13.8 and 34 make the student of Fibonacci numbers increase his interest in this cycle?

Jupiter is referred to as the "money" planet and Uranus as the "market" planet. This combination is the reason for the popularity of the 41 month cycle. All serious students of astrology have examined this cycle and have determined its ability to predict business activity. Over 250 different types of economic data respond to this 41 month cycle phenomenon.

The Jupiter-Uranus aspects should be followed closely by the trader because of their importance to business activity. However, it is not to be used as a short term trading mechanism. I have found that after studying over 70 years of these aspects, it may take as long as 2 months for their effect to take hold because the two planets are moving so slowly. One of the reasons for the strong bullish move in 1987 was the positive trine aspect (120°) in June of 1987. After studying the past results of the Jupiter-Uranus aspects, the astute trader will mark these aspects on his charts for future reference. The dates are listed in the Appendix.

The Foundation for the Study of Cycles has done an excellent job at analyzing the 40 month cycle phenomenon.

Mars-Uranus

The planet Mars and the planet Uranus have a synodic period of 1.9 years. It takes that long for the two planets to start at conjunction 0° and complete one cycle. In sidereal time in terms of tropical years, Mars revolves around the Sun in 1.8 years and Uranus 84 years. As Mars is moving much faster, this cycle would be classified as an intermediate term trading cycle. Once you study the aspects of Mars-Uranus at conjunction 0° , sextile 60° , square 90° , trine 120° and opposition 180° and place these times on the Swiss Franc, Deutsche Mark, Japanese Yen and S&P 500 you will see the accuracy of this combination. Trend changes at Mars-Uranus aspects are quite sudden and usually last several weeks. This should not be surprising to the student of astrology because Uranus is "the financial" planet and Mars is the planet for "energy, activity, and strength."

W.D. Gann left a very sparse legacy in his writings and teaching on the subject of astrology. Only a few brief hand written sentences were found. One of these sentences referred to Mars as the Key to timing. In addition, his last published work *The Magic Word* was also a book filled with the summation of his philosophical ideas. At that time in his life, Gann had studied Pythagorean mathematics, the Kabala and the Bible quite extensively. It is my opinion that this is why he mentioned Mars on his charts, because it is thought to be the Biblical planet.

The relationships of the aspects is the same for Mars-Uranus as it is for the others—conjunctions, sextiles, and trines are positive and squares and oppositions are negative. One must

constantly keep in mind that although these aspects are associated with positive or negative bias, they can reverse their roles. It is at this time that the trader should be prepared to act the opposite of the norm. For example, conjunctions are usually positive, but if the currencies are dropping into a low as the conjunction is forming between Mars-Uranus, one should look for a buying opportunity.

The timing effect of the Mars-Uranus aspect most often occurs within a two to three day period. There have been occurrences where the aspects take seven days to trigger a trend change.

James Mars Langham in *Cyclical Market Forecasting of Stocks and Grain* referred to the Mars-Uranus aspect "as the little wheel (Mars) within the big wheel (Uranus)." Langham thought that this was a significant combination and the statistics substantiate this fact. Mars-Uranus is an excellent market forecaster approximately 80% of the time. A close examination of the currency charts in this book will give credibility to the accuracy of the Mars-Uranus aspect as a timing mechanism.

ACT DPM 88	
.6347 DN 12/29/87	
.5350 DN 08/11/87	
UP AVG = .00224	
DOWN AVG = .00088	
STC	2K = 90.98
TRK	20 = 78.52
12/30/87	

DEUTSCHE MARK

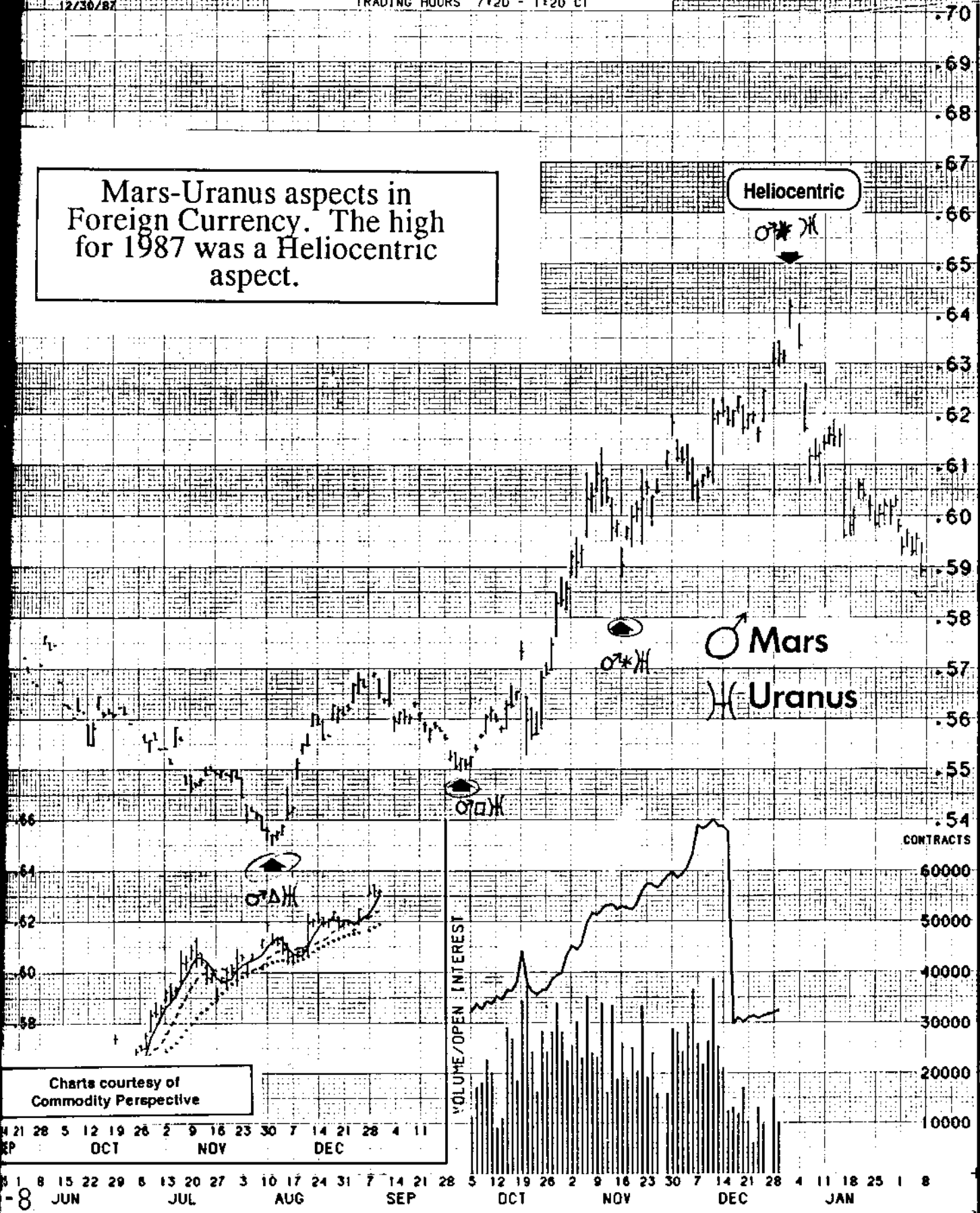
MARCH 1988

INTERNATIONAL MONETARY MARKET

TRADING HOURS 7:20 - 1:20 CT

CONTRACT SIZE	125,000 MARKS
MIN TICK	.0001 US DOLLARS
VAL UP	\$12.50/CONTRACT
EACH YALM	115
DATE	12/25/87
	NONE

Mars-Uranus aspects in Foreign Currency. The high for 1987 was a Heliocentric aspect.



Charts courtesy of Commodity Perspective

SEP 1 8 15 22 29 5 12 19 26 2 9 16 23 30 7 14 21 28 4 11

1 8 15 22 29 5 12 19 26 2 9 16 23 30 7 14 21 28 4 11 18 25 1 8

Mars-Saturn

This discovery was found quite by accident. A few years ago I was talking to Rich Anderson about the gestation and life cycles in cattle. Rich is a commodity broker, speculator, and cattleman from Minneapolis and South Dakota. I've never figured out which hat he wears the most. After talking to him, I programmed "Blue Star" to pull out all of the combinations relating to cattle and the planet Saturn. Within a short time it was apparent that the Mars-Saturn relationship was very important to the timing of Live Cattle futures. It does not work in Pork Bellies. The only thing I've found astrologically that works in Pork Bellies is a "broken" crystal ball. If you find one please call me.

The synodic period of Mars-Saturn is approximately 2 years, plus or minus a few days. This is about the time cattle need to gain weight from birth to slaughter. This two year synodic period in Mars-Saturn was "accidentally" spotted by Blue Star.

The Mars-Saturn aspects also have a profound effect on the Foreign Currencies (i.e. the U.S. dollar). It is most probably due to the influence of Mars. Regardless of why it happens, the trader should be aware of the Mars-Saturn aspects when trading Foreign Currency.

FACT LCM 87			
84.75 ON	04/02/87		
54.25 ON	06/11/86		
UP AYO	=	-.291	
DOWN AYO	=	.27	
UP AYO	=	-.298	
DOWN AYO	=	.53	
04/02/87			

LIVE CATTLE

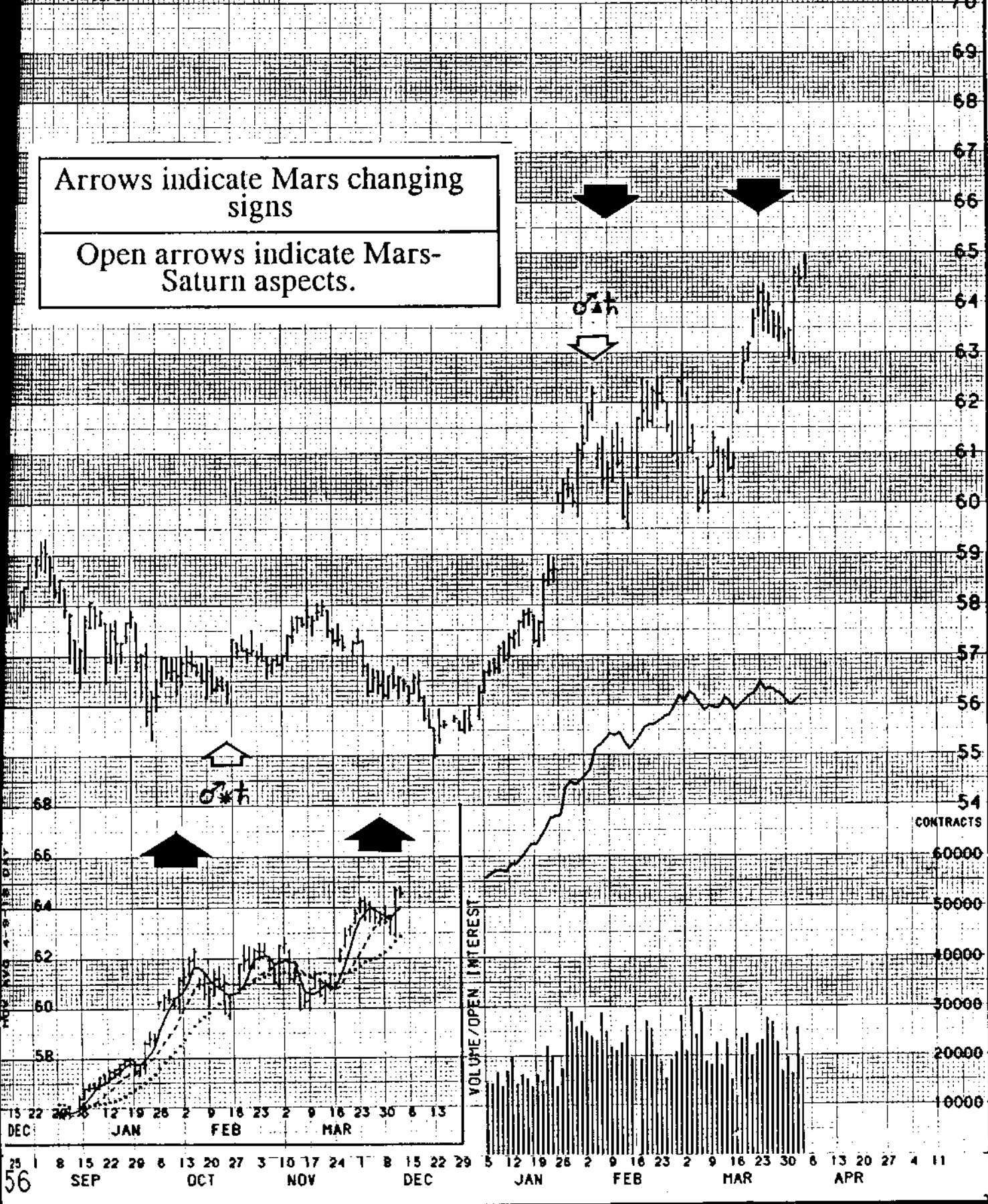
JUNE 1987

CHICAGO MERCANTILE EXCHANGE
TRADING HOURS 9:05 - 1:00 CT

CONTRACT SIZE	40,000 LBS
MIN TICK	.025 CENTS
VALUE	117.00/CONTRACT
EACH GRID	11 CENTS
VALUE	740/CONTRACT
DAILY LIMIT	1.5 CENTS
VALUE	9600/CONTRACT

Arrows indicate Mars changing signs

Open arrows indicate Mars-Saturn aspects.



56 SEP 25 1 8 15 22 29 6 13 20 27 3 10 17 24 1 8 15 22 29 5 12 19 26 2 9 16 23 2 9 16 23 30 6 13 20 27 4 11

DEC JAN FEB MAR APR

CATTLE

118
DECEMBER 1975

Chicago Mercantile Exchange

COMMODITY PERSPECTIVE/CHICAGO, ILLINOIS 606

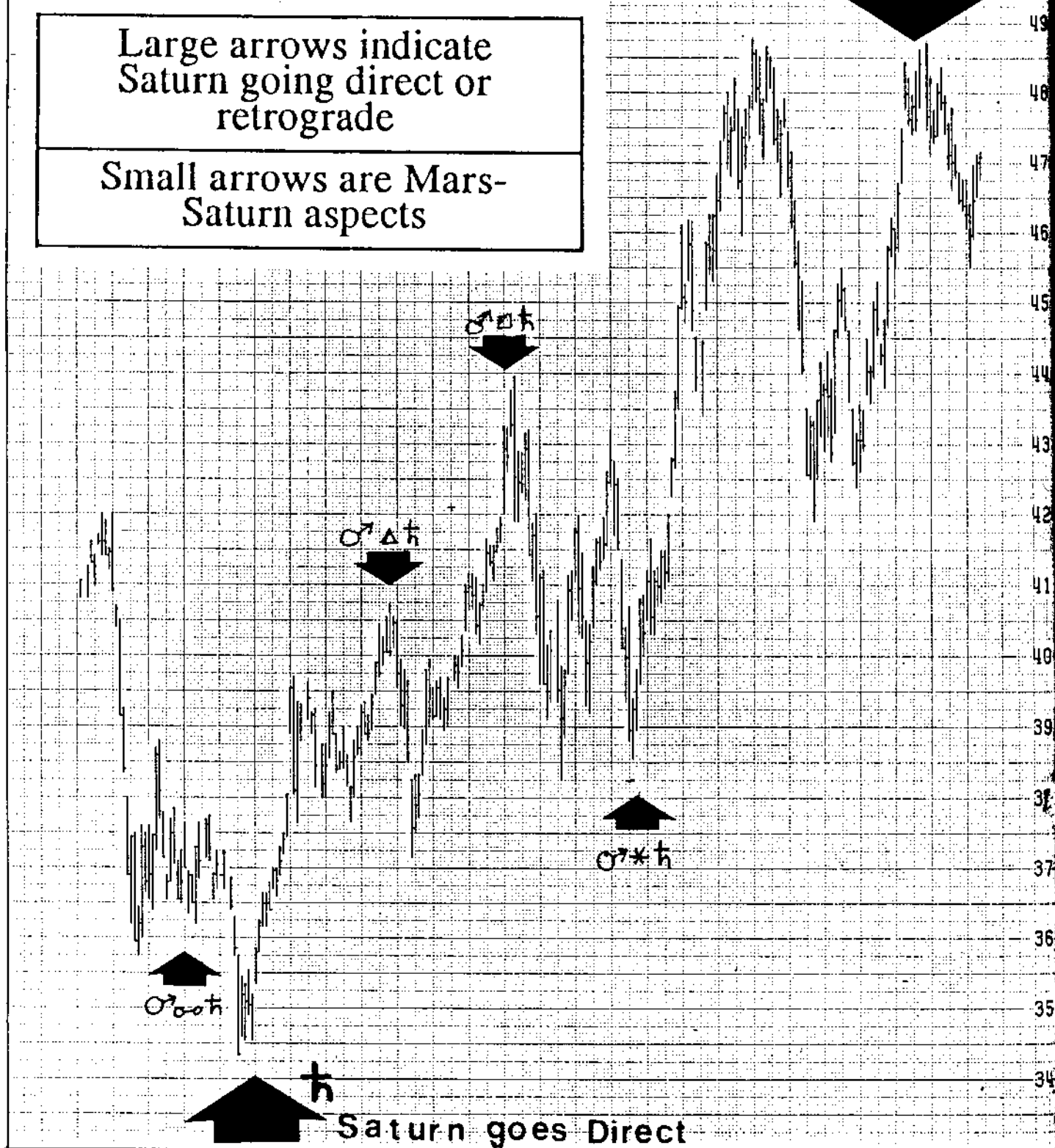
CONTRACT LCZ 75

Saturn Retrograde ♄

ENTS PER LB.

Large arrows indicate Saturn going direct or retrograde

Small arrows are Mars-Saturn aspects



2 9 16 23 30 6 13 20 27 3 10 17 24 3 10 17 24 31 7 14 21 28 5 12 19 26 2 9 16 23 30 7 14 21 28 4 11 18 25 1 8 15 22 29 6 13 20 27 3 10 17 24 1 8 15 22 29 5 12 19
DEC. JAN. FEB. MAR. APR. MAY JUNE JULY AUG. SEPT. OCT. NOV. DEC. JAN.

CONTRACT LCZ BY	120
HIGH	59.70 ON 09/25/87
LOW	54.50 ON 12/30/86
9-DAY RSI	UP AVG = 240
	DDMH AVG = 374
9-DAY STO	2K = 39.05
	2D = 52.67
AS OF	10/01/87

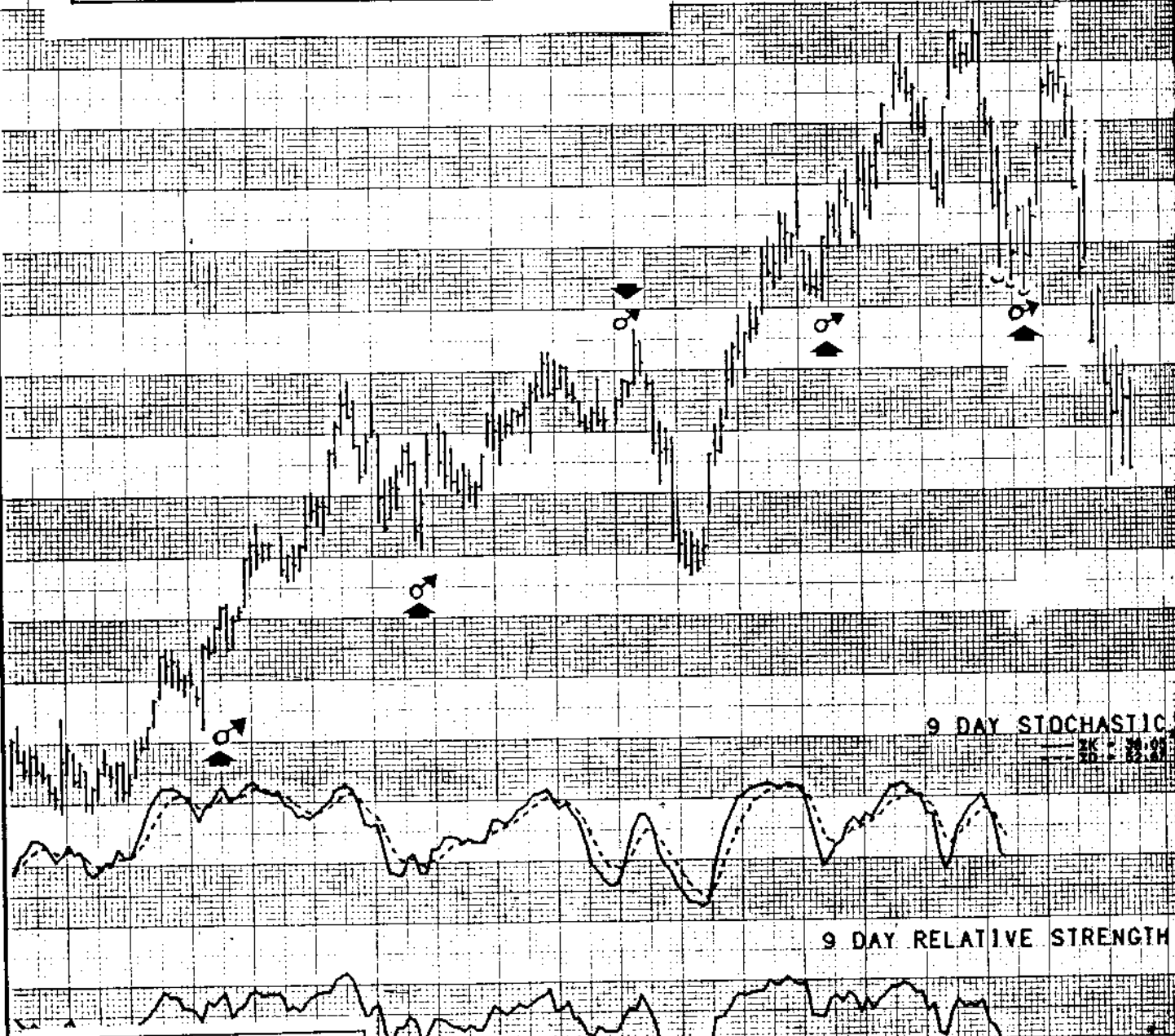
LIVE CATTLE

DECEMBER 1987

CHICAGO MERCANTILE EXCHANGE
TRADING HOURS 9:03 - 1:00 CT

CONTRACT SIZE	40,000
MIN TICK	.025 C
VALUE	\$10.00/CENT
EACH GRID	1 C
VALUE	\$307,000
DAILY LIMIT	1 C
VALUE	\$600,000

Mars changing signs--a natural harmonic affecting the cattle market.



Charts courtesy of
Commodity Perspective

23 2 9 16 23 30 6 13 20 27 4 11 18 25 1 8 15 22 29 6 13 20 27 3 10 17 24 31 7 14 21 28 5 12 19 26 2 9 4
MAR APR MAY JUN JUL AUG SEP OCT

Wheat

There is an interesting astrological phenomenon regarding the trading of Wheat. It is based on the heliocentric positions of the planets Mercury, Jupiter and Saturn. You must use a Heliocentric Ephemeris to find the date that planetary aspects occur. For your convenience, the Appendix in the back of the book lists these important dates for trend changes in Wheat.

The original research of the Mercury-Jupiter aspects and Mercury-Saturn aspects was done by George Bayer. He is referred to in Section One.

When the planet Mercury makes an opposition (180°) or conjunction (0°) with Jupiter (heliocentrically), you should expect a top in Wheat. If Mercury makes an opposition (180°) or conjunction (0°) with Saturn (heliocentrically), you should expect a bottom in Wheat. The timing of this trade is plus or minus two days. There are a series of events when occurring at the same time usually lead to dramatic price changes in Wheat:

1. Mercury conjunction or opposition Saturn or Jupiter (Heliocentric)
2. Mercury retrograde (Geo)
3. Moon crossing the equator at 0° (Geo)

COMMODITY PERSPECTIVE/CHICAGO, ILLINOIS 60606

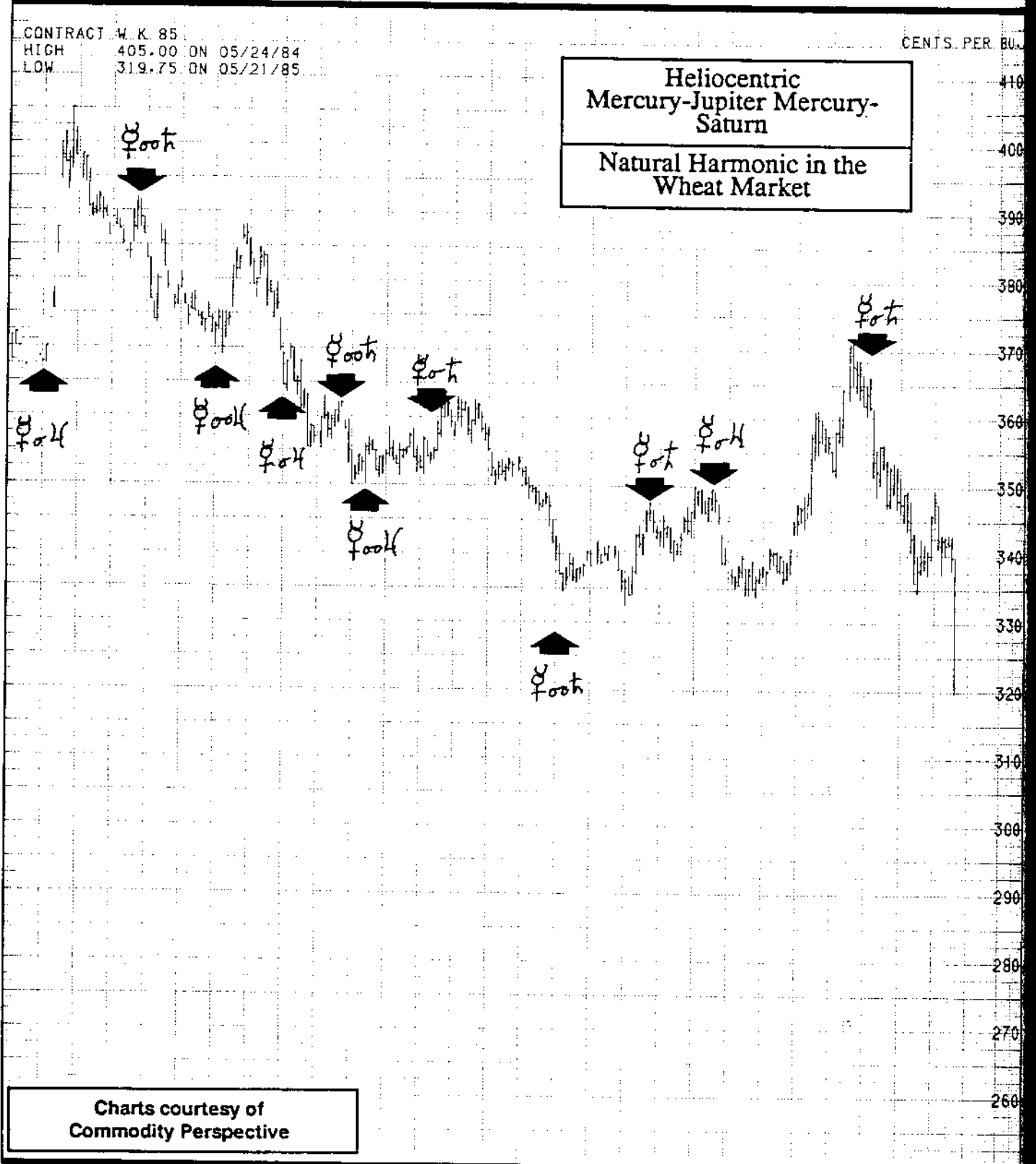
CHICAGO BOARD OF TRADE

CONTRACT W. K. 85
 HIGH 405.00 ON 05/24/84
 LOW 319.75 ON 05/21/85

CENTS. PER BU.

Heliocentric
 Mercury-Jupiter Mercury-
 Saturn

Natural Harmonic in the
 Wheat Market



Charts courtesy of
 Commodity Perspective

7 14 21 28 4 11 18 25 2 9 16 23 30 6 13 20 27 3 10 17 24 1 8 15 22 29 5 12 19 26 3 10 17 24 31 7 14 21 28 4 11 18 25 4 11 18 25 1 8 15 22 29 6 13 20 27 3 10 17 24

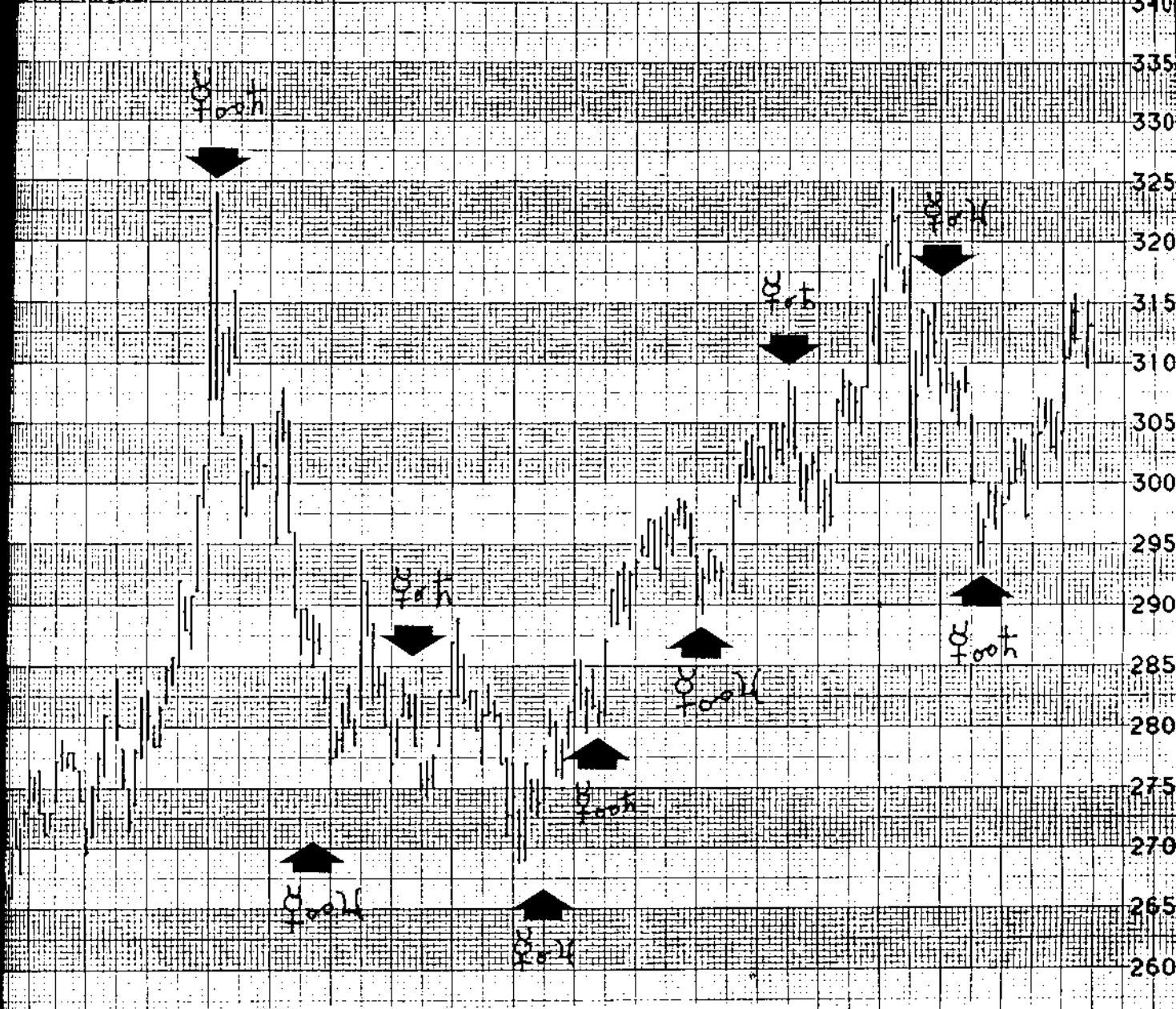
Contract	W H 88
Open	324.50 ON 10/14/87
Close	252.50 ON 10/20/87
High	324.50
Low	252.50
Settle	252.50
Change	-72.00
Change %	-22.43
Volume	10,229
Open Int	10,229
Settle Int	10,229

WHEAT

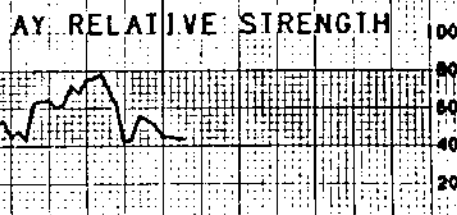
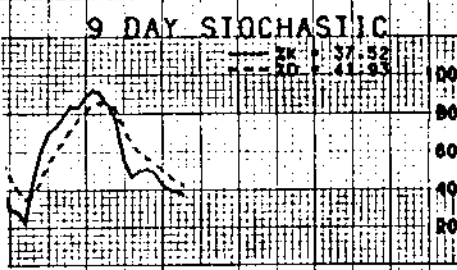
MARCH 1988

CHICAGO BOARD OF TRADE
TRADING HOURS 9:30 - 1:15 CT

Contract Size	5,000 BUSHELS
Min Tick	.25 CENTS
Value	\$12.50/CONTRACT
Each Val	5 CENTS
Day	20 CENTS
Month	\$1,000/CONTRACT



Arrows indicate Heliocentric conjunction (0°) or opposition (180°) of Mercury-Jupiter or Mercury-Saturn.



Charts courtesy of
Commodity Perspective

25 30 6 13 20 27 4 11 18 25 1 8 15 22 29 6 13 20 27 3 10 17 24 31 7 14 21 28 5 12 19 26 2 9 16 23 30 7
APR MAY JUN JUL AUG SEP OCT NOV

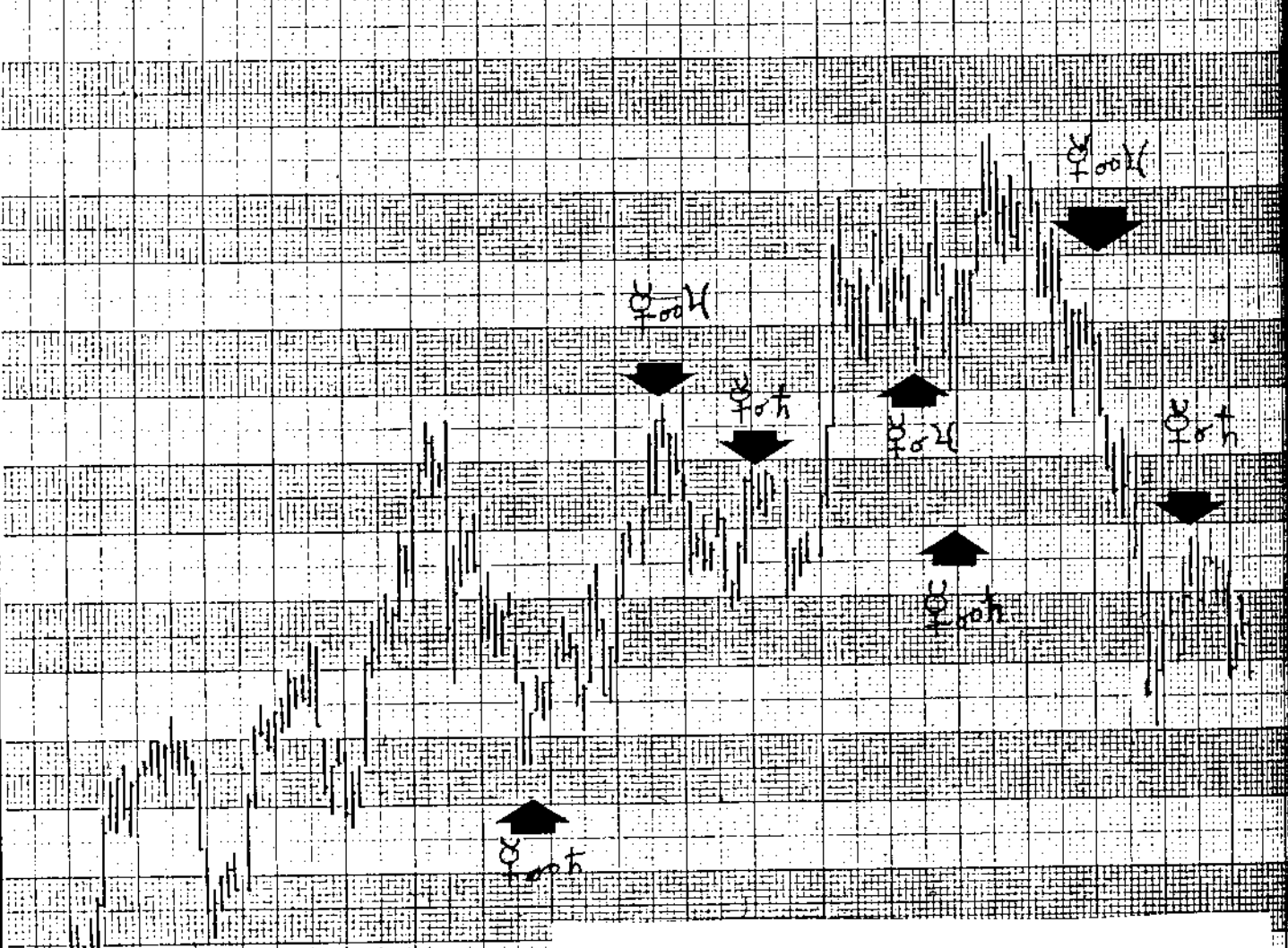
CONTRACT MKT # 124
 HIGH 339.00 02/08/88
 LOW 263.00 07/21/87
 9-DAY RSI UP AVG = .538
 * 21.67% DOWN AVG = 1.943
 9-DAY STD. ZK = 11.67
 * 1.37% ZD = 21.88
 AS OF 03/03/88

WHEAT

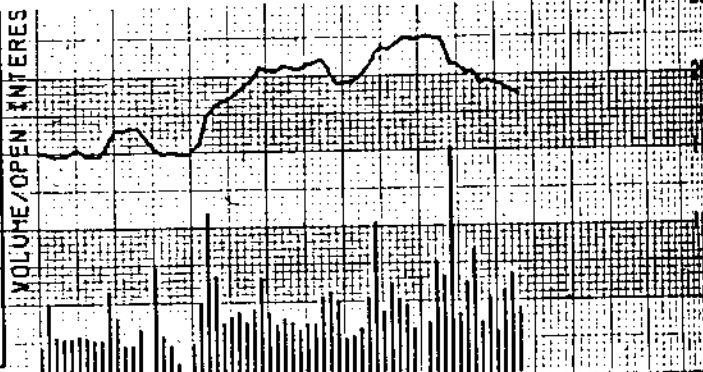
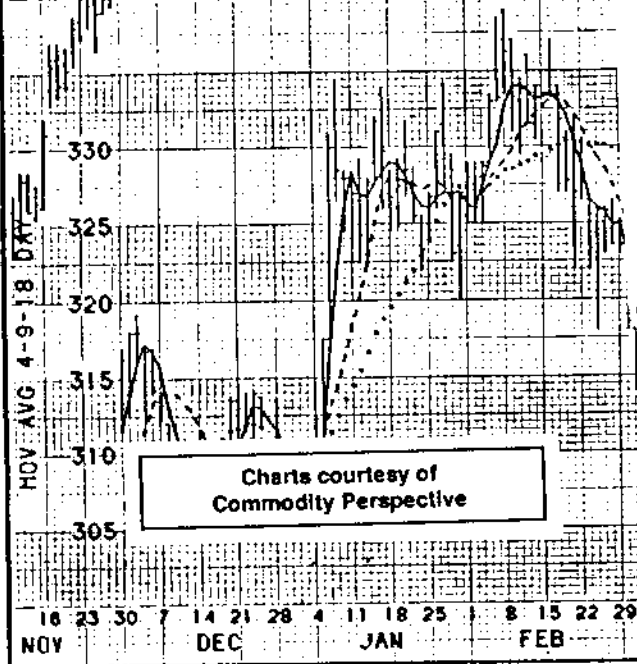
MAY 1988

CHICAGO BOARD OF TRADE
 TRADING HOURS 9:30 - 1:15 CT

CONTRACT SIZE \$5,000
 MIN TICK .25
 VALUE \$12,500
 EACH GRID
 VALUE \$250
 DAILY LIMIT
 VALUE \$1,000



Arrows indicate Heliocentric conjunction (0°) or opposition (180°) of Mercury-Jupiter or Mercury-Saturn.



NOV 16 23 30 7 14 21 28 4 11 18 25 1 8 15 22 29 7 14
 NOV DEC JAN FEB
 27 3 10 17 24 31 7 14 21 28 5 12 19 26 2 9 16 23 30 7 14 21 28 4 11 18 25 1 8 15 22 29 7 14 21 28 4
 AUG SEP OCT NOV DEC JAN FEB MAR

WHEAT

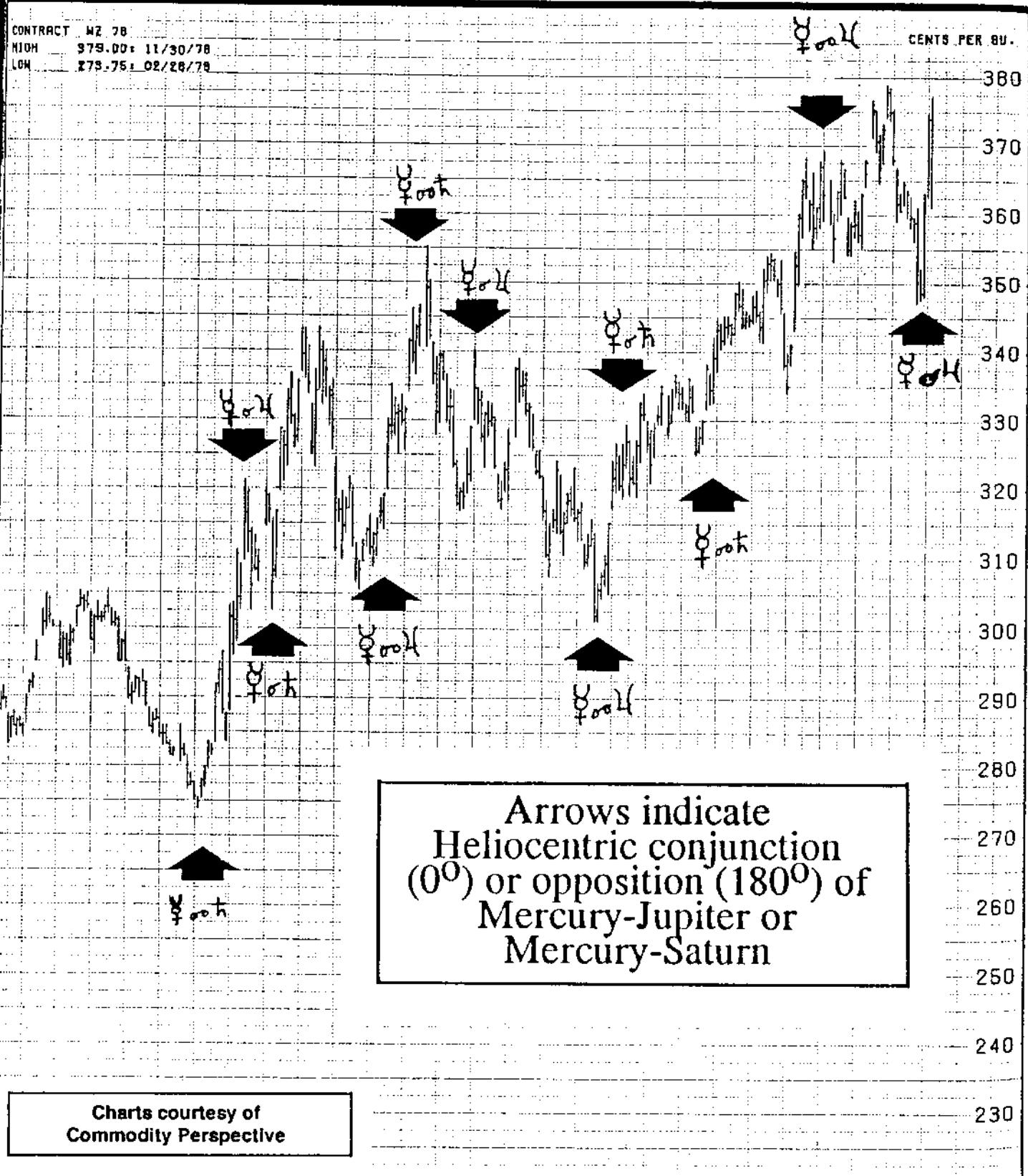
DECEMBER 1978

Chicago Board of Trade

COMMODITY PERSPECTIVE/CHICAGO, ILLINOIS 60604

CONTRACT WZ 78
 HIGH \$79.00: 11/30/78
 LOW \$75.75: 02/28/79

CENTS PER BU.



Arrows indicate
 Heliocentric conjunction
 (0°) or opposition (180°) of
 Mercury-Jupiter or
 Mercury-Saturn

Charts courtesy of
 Commodity Perspective

DEC 12 18 26 2 9 16 23 30 6 13 20 27 6 13 20 27 3 10 17 24 1 8 15 22 29 5 12 19 26 3 10 17 24 31 7 14 21 28 4 11 18 25 2 9 16 23 30 6 13 20 27 4 11 18 25 1 8 15 22 29

DEC JAN FEB MAR APR MAY JUN JUL AUG SEP OCT NOV DEC JAN

CONTRACT W/H 87-126
 HIGH 308.00 ON 05/09/86
 LOW 243.50 ON 07/01/86
 9-DAY RSI UP AVG = 1.865
 DOWN AVG = 1.253
 14-DAY RSI UP AVG = 1.127
 DOWN AVG = 1.185
 AS OF 12/11/86

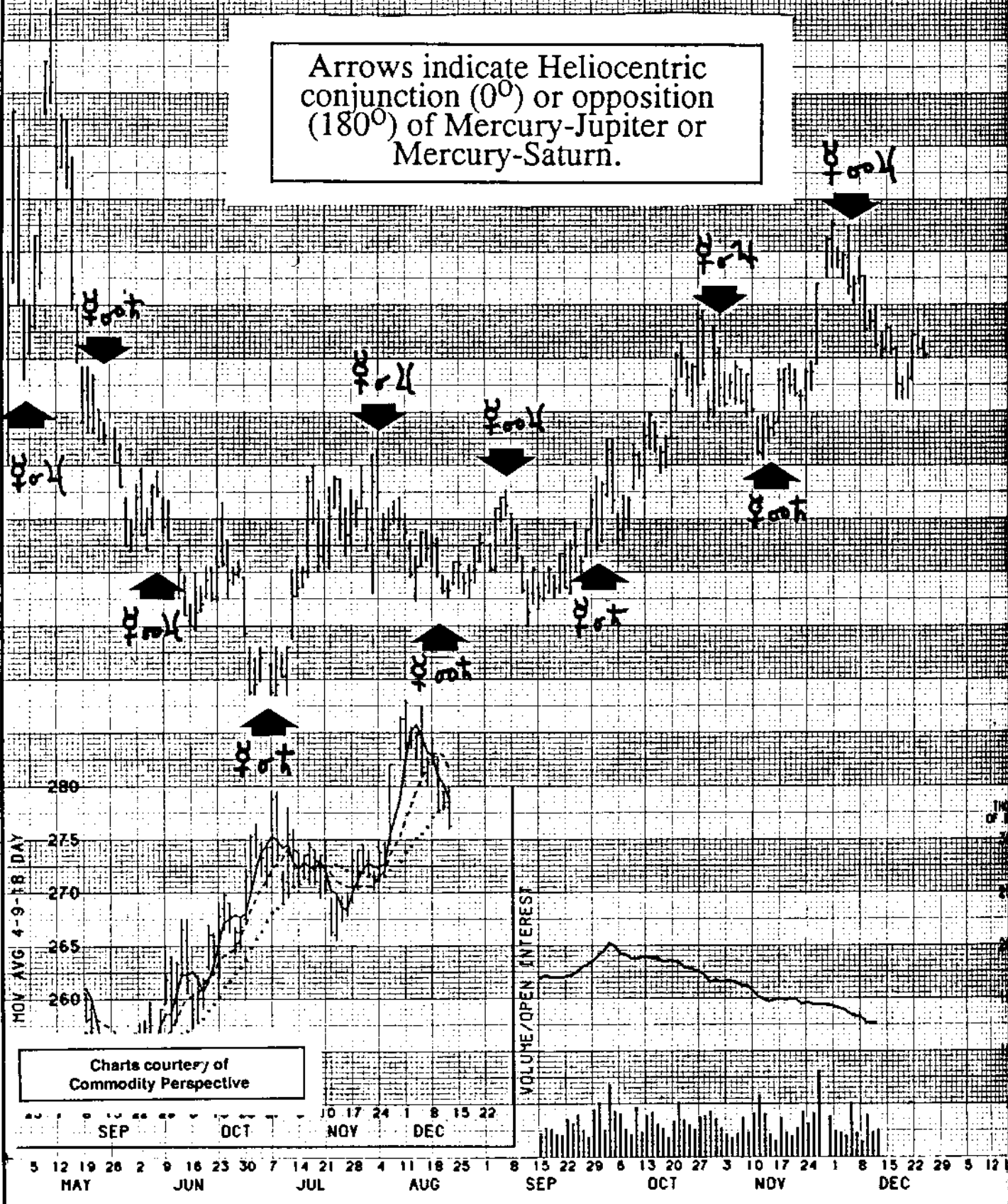
WHEAT

MARCH 1987

CHICAGO BOARD OF TRADE
 TRADING HOURS 9:30 - 1:15 CT

CONTRACT SIZE 5,000
 MIN TICK 25
 VALUE \$12.50/C
 FACH GRID 250
 VALUE \$250
 DAILY LIMIT \$1,000
 VALUE \$1,000

Arrows indicate Heliocentric conjunction (0°) or opposition (180°) of Mercury-Jupiter or Mercury-Saturn.



Charts courtesy of
 Commodity Perspective

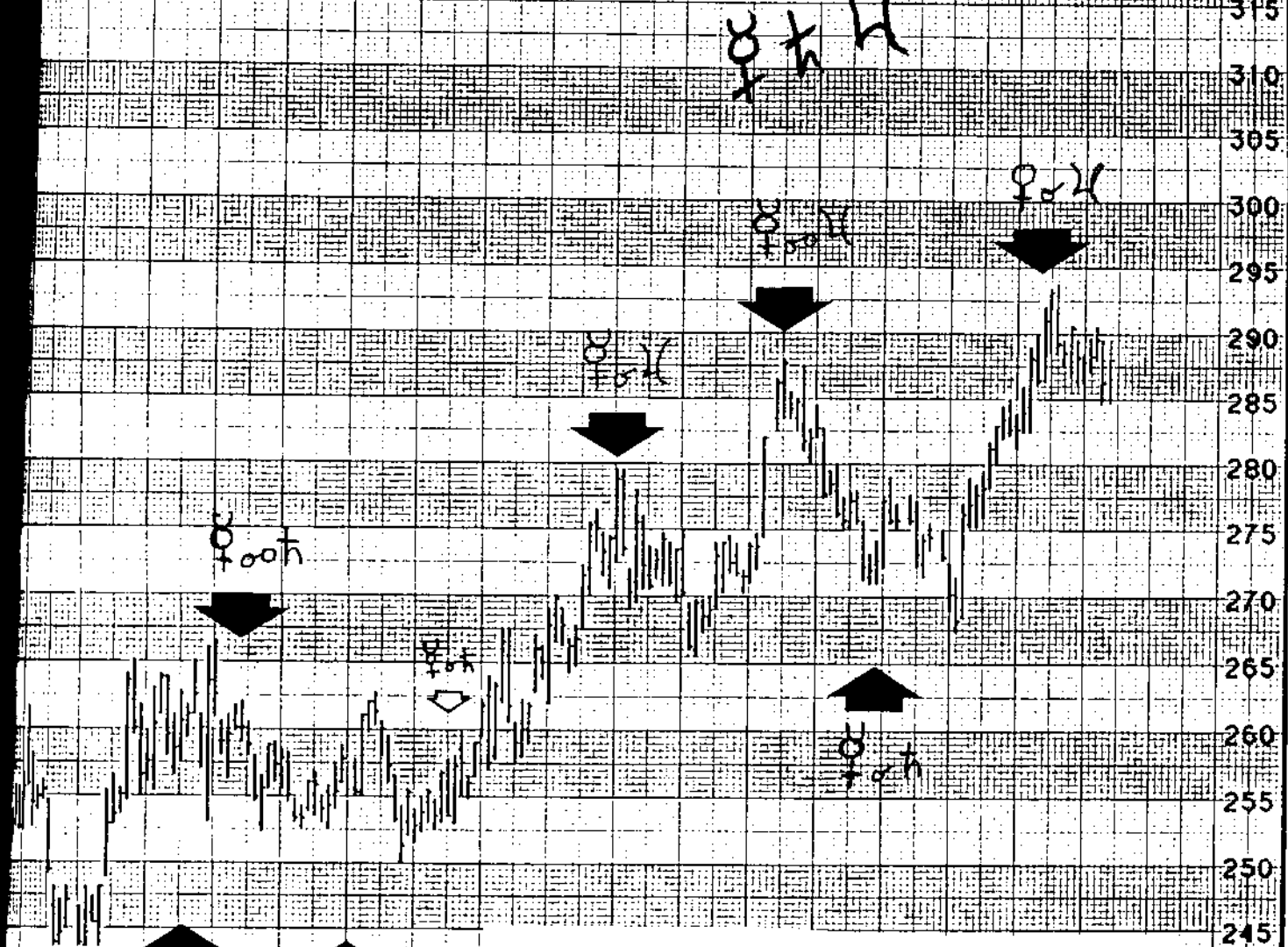
11/11/87	308.00	ON	05/09/86
11/11/87	243.50	ON	07/01/86
11/11/87	UP	AVG	= 1.235
11/11/87	DOWN	AVG	= 1.534
11/11/87	UP	AVG	= 1.189
11/11/87	DOWN	AVG	= 1.623
11/11/87	DL	222/87	

WHEAT

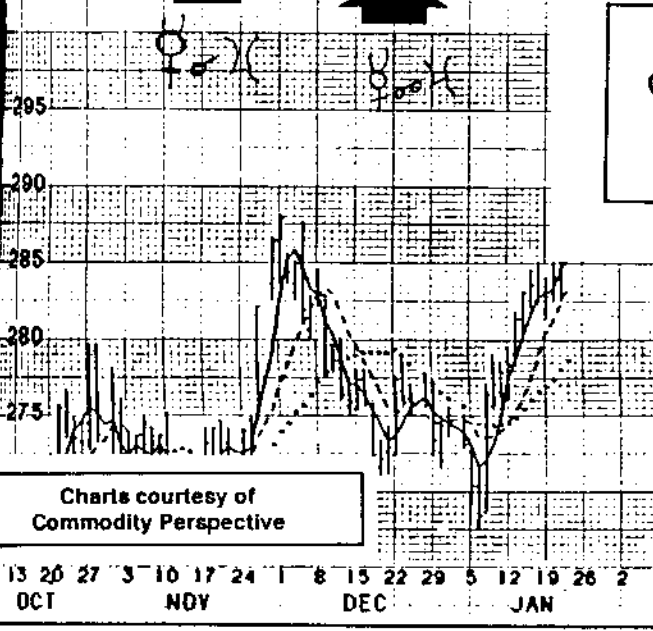
MARCH 1987

CHICAGO BOARD OF TRADE
TRADING HOURS 9:30 - 1:15 CT

CONTRACT SIZE	5,000 BUSHELLS
MIN TICK	.25 CENTS
VALUE	\$12.50/CONTRACT
EX VAL	5 CENTS
PAI VAL	\$25/CONTRACT
DAI VAL	20 CENTS
VAL	\$1,000/CONTRACT



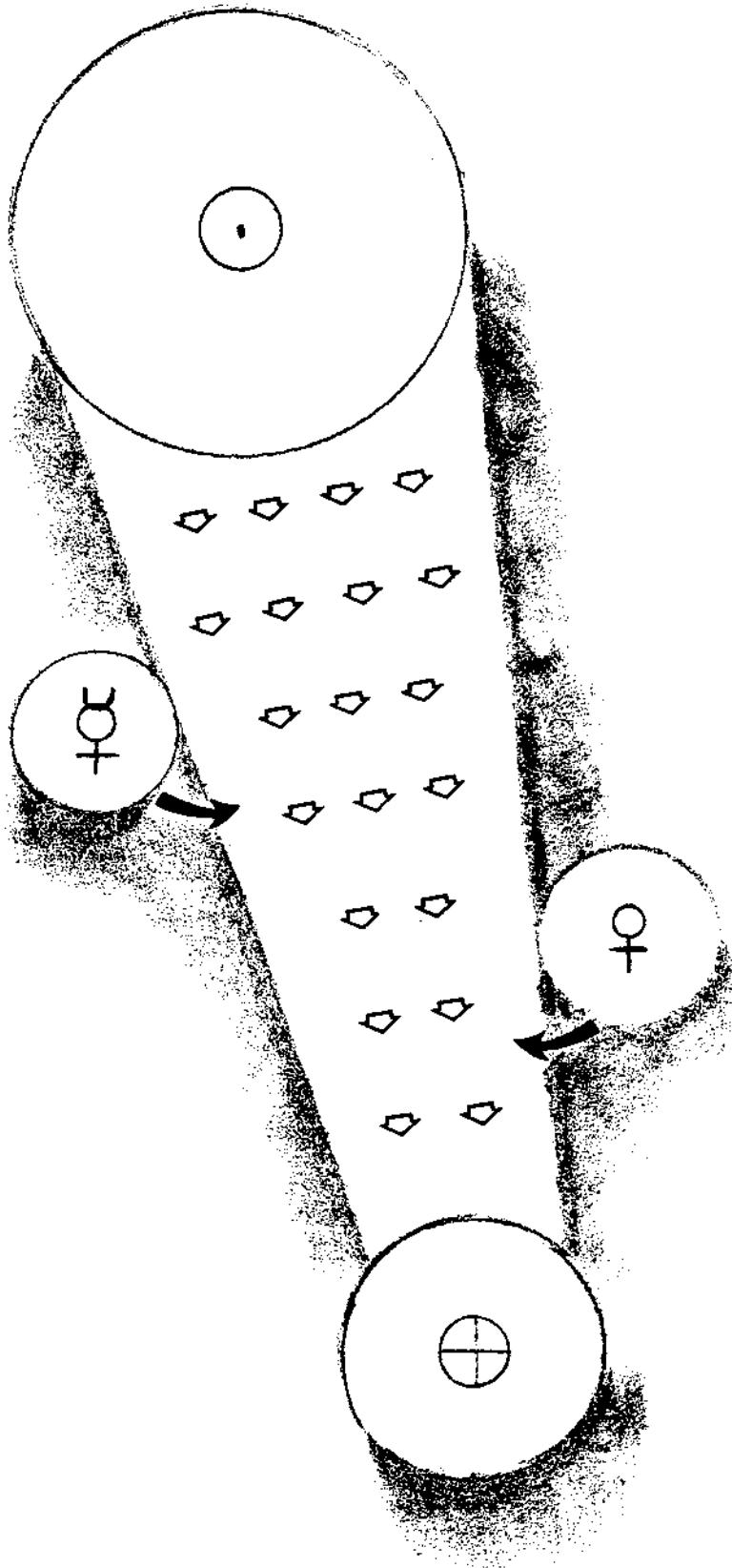
Arrows indicate Heliocentric conjunction (0°) or opposition (180°) of Mercury-Jupiter or Mercury-Saturn.



Charts courtesy of
Commodity Perspective

13 26 27 3 10 17 24 1 8 15 22 29 5 12 19 26 2
 OCT NOV DEC JAN
 4 23 30 7 14 21 28 4 11 18 25 1 8 15 22 29 5 12 19 26 2 9 16 23 2
 JUL AUG SEP OCT NOV DEC JAN FEB

'Combust'



We have researched this phenomenon and determined the following:

- ① The time period between Entry, Exact and Leaving is usually one complete price swing as measured by Elliott Wave enthusiasts.
2. Timing of price trend changes involving "combust" must be associated with one or more lunar phases (i.e. Full Moon at Apogee or Maximum Declination).
3. Entry and Leaving exhibit the greatest thrust! Again, it is usually necessary to have an associated lunar phase present at the time of Entry or Leaving.

Combust (MERCURY-VENUS CONJUNCTION ASPECT)

The planets Mercury and Venus are the closest to the Sun. They travel quite rapidly around the Sun, Mercury in 88 days and Venus in 225 days. Combust is the conjunction (0°) of Mercury and Venus with a 13° orb for Mercury and an 8° orb for Venus. This was described by T.G. Butaney in *Forecasting Prices*. There is an artist's conception of how "combust" appears from the Earth on the following page. The Appendix shows 1988 and 1989 as periods of "combust." Three phases are shown: **Entry, Exact, and Leaving**.

Mercury and Venus must have a tremendous effect on the bombardment of solar rays on the earth. As they move back and forth between the Sun and Earth it makes sense that Mercury and Venus affect weather patterns and growing conditions on earth. These rays must affect the psychology of traders! Butaney was very adamant concerning these conditions! As a grain and soybean trader you must be aware when "combust" is in effect.

CONTRACT SIZE		130
HIGH	800.00	DM 02/14/87
LOW	488.50	DM 02/26/87
9-DAY RSI	UP AVG	4.484
9-DAY RSI	DOWN AVG	4.459
9-DAY RSI	ZK	23.09
9-DAY RSI	SD	30.81
9-DAY RSI	SD	30.81
9-DAY RSI	SD	30.81

SOYBEANS

SEPTEMBER 1987

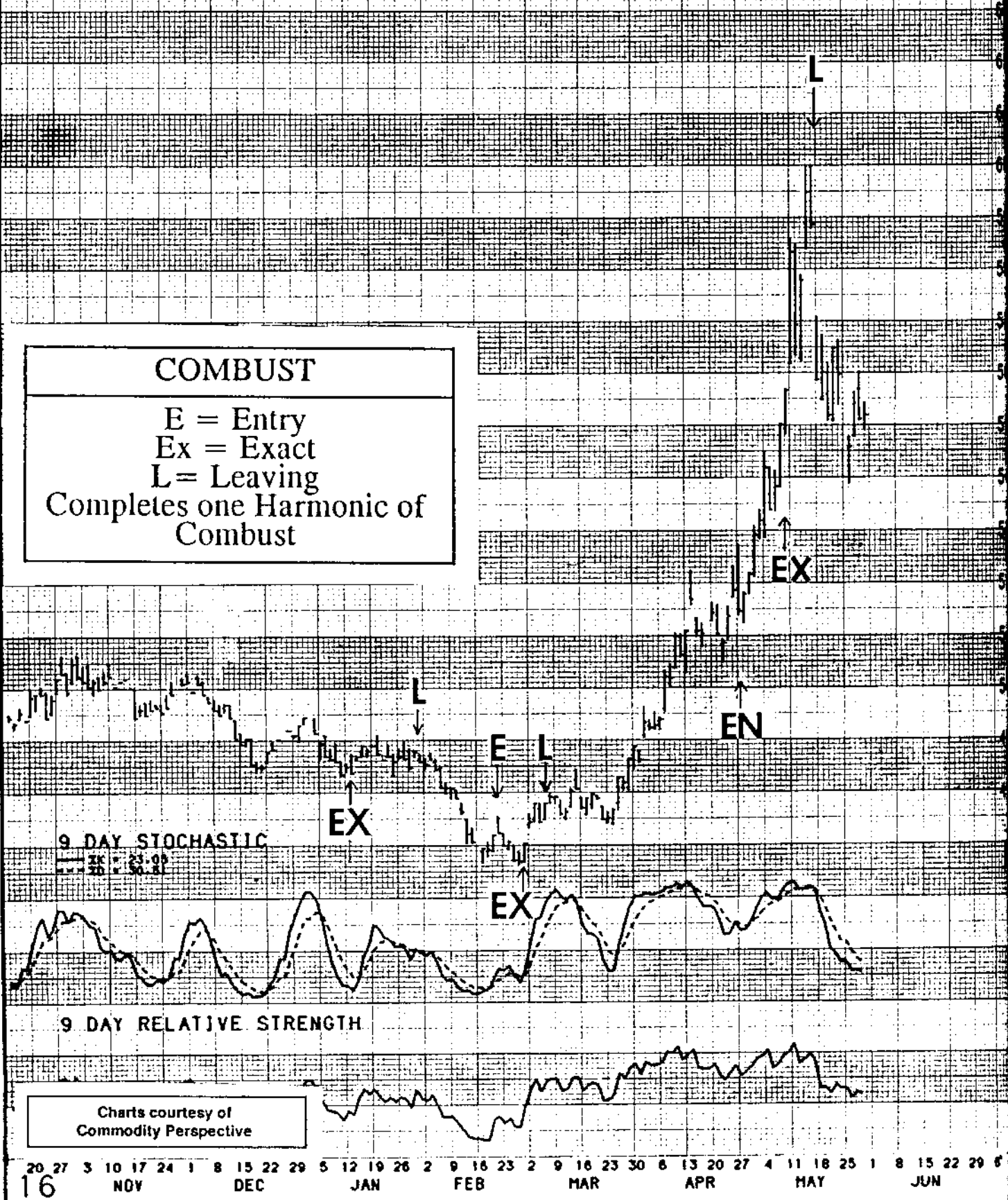
CHICAGO BOARD OF TRADE
TRADING HOURS 9:30 - 1:15 CT

CONTRACT SIZE	5,000 BUS
MIN TICK	.25
VALUE	\$12.50/CON
EACH GRID	
VALUE	\$50/CON
DAILY LIMIT	30
VALUE	\$1,500/CON

COMBUST

E = Entry
Ex = Exact
L = Leaving

Completes one Harmonic of Combust



Charts courtesy of
Commodity Perspective

20 27 3 10 17 24 1 8 15 22 29 5 12 19 26 2 9 16 23 2 9 16 23 30 6 13 20 27 4 11 18 25 1 8 15 22 29 6

16 NOV DEC JAN FEB MAR APR MAY JUN

SECTION FOUR:

**THE STOCK MARKET
1987-1989**

Section Four:

The Stock Market 1987-1989

The 1987 Top in the Stock Market

The stock market in 1987 was a wonderful example of how astrology provides "warning" signs of impending problems. The market started the year with the most explosive upmove ever experienced in the stock market. Was it a coincidence that the United States experienced the highest water tides in 100 years on December 31, 1986? Jupiter and Uranus were forming a major bullish aspect (trine 120°) June 21st, 1987, and the market went uninterrupted for eight months.

As August was approaching the financial astrologer would have been excited about the plethora of ominous signs that were occurring near the same time. What really puzzled me was that the publicity about these events was covered extensively in the press. Reporters described the phenomenon as "Harmonic Convergence." However, I know of only two who were adamant about this as being the "Final" top, Mason Sexton of *Harmonic Research* and myself. I knew that I was right because it was so difficult to convince people even though the facts were there.

"Harmonic Convergence" was referred to by the Mayan calendar and the Hopi Indian calendar. It is the formation of six planets all in conjunction (0°) within days of one another:

Mercury	conjunction	Venus
Sun	conjunction	Mercury
Mercury	conjunction	Mars
Sun	conjunction	Venus
Venus	conjunction	Mars
Sun	conjunction	Mars

In addition, Mars was trine (120°) Jupiter adding further bullish sentiment. In addition, four of these planets were in the same zodiac sign of Leo--which is associated with power. The market began to roll over on the New Moon of August 24th and finished at the crossing of the Moon's true node at the ecliptic on August 27th.

The only time I have seen this many conjunctions in one week was the low in October 1974. What was even more remarkable was the symmetry that the market was revealing (illustrated in the following table):

<u>LOWS---TO---HIGHS</u>
1932 to 1987 = 55 years
1966 to 1987 = 21 years
1974 to 1987 = 13 years
1979 to 1987 = 8 years
1982 to 1987 = 5 years
1984 to 1987 = 3 years

THAT IS ABOUT AS PERFECT A SEQUENCE OF FIBONACCI NUMBERS AS ONE COULD EXPECT.

DOW JONES INDUSTRIAL

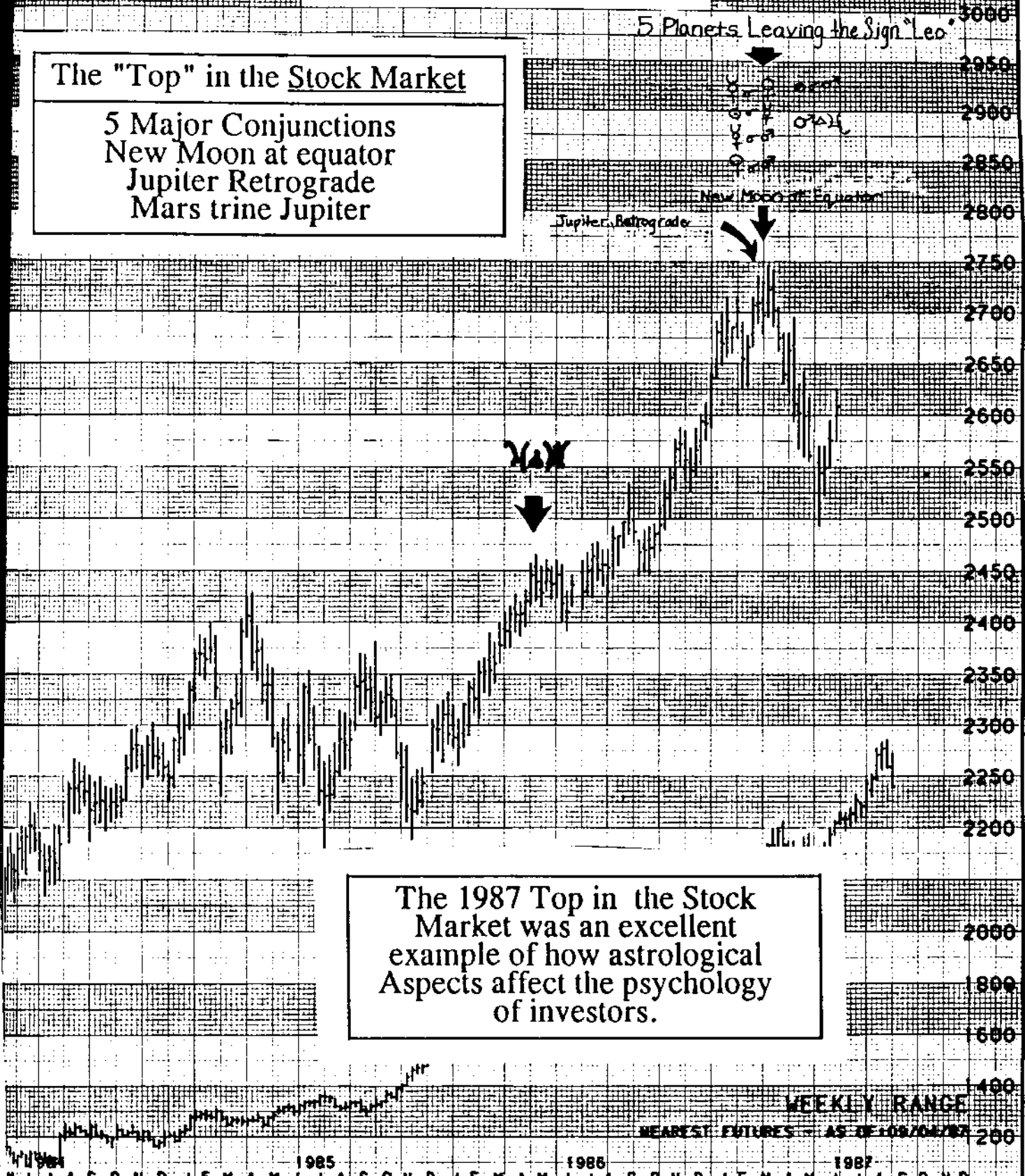
CASH

134

The "Top" in the Stock Market

5 Major Conjunctions
 New Moon at equator
 Jupiter Retrograde
 Mars trine Jupiter

5 Planets Leaving the Sign "Leo"

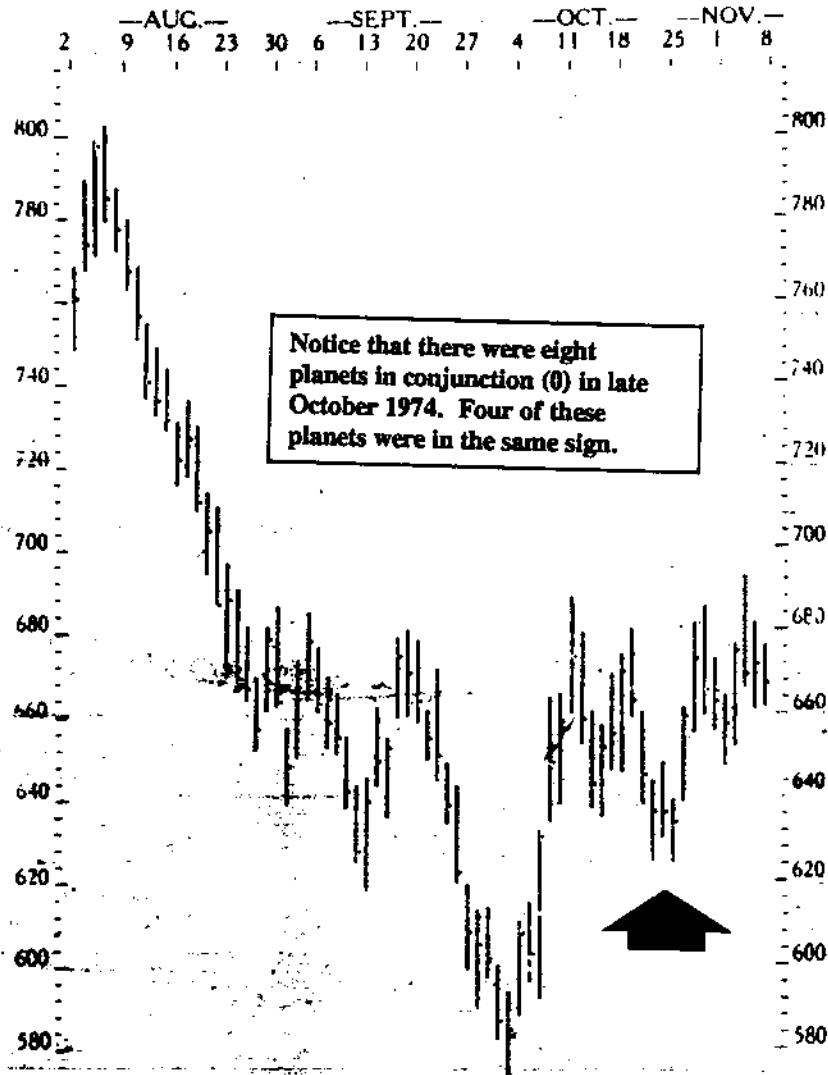


The 1987 Top in the Stock Market was an excellent example of how astrological Aspects affect the psychology of investors.

1984												1985												1986												1987											
H	J	J	A	S	O	N	D	J	F	M	A	H	J	J	A	S	O	N	D	J	F	M	A	H	J	J	A	S	O	N	D	J	F	M	A	H	J	J	A	S	O	N	D	J	F	M	A
2	9	16	23	2	9	16	23	30	6	13	20	27	4	11	18	25	1	8	15	22	29	6	13	20	27	3	10	17	24	31	7	14	21	28	5	12	19										
FEB				MAR				APR				MAY				JUN				JUL				AUG				SEP																			

DOW JONES INDUSTRIALS -- 1974

INDUSTRIALS



ASPECTS, 1974 MAIN

	DATE	TIME	EL	JOB	#	P1 POS.	P2 HS POS.	H
♁	21OCT74	02:22	PM	X	TR-TR	01:28 ♎08	01:28 ♎08	0
♁	24OCT74	06:59	AM	X	TR-TR	01:27 ♎32	01:27 ♎32	0
♁		10:39	PM	X	TR-TR	01:28 ♎21	01:28 ♎21	0
♁	25OCT74	05:27	AM	X	TR-TR	01:01 ♎45R	01:01 ♎45	0
♁		10:39	PM	X	TR-TR	01:28 ♎23	01:28 ♎23	0
♁	26OCT74	10:43	AM	X	TR-TR	01:00 ♎14R	01:00 ♎14	0
♁	27OCT74	02:49	AM	X	TR-TR	01:29 ♎26R	01:29 ♎26	0
♁		104:42	AM	X	TR-TR	01:08 ♎04R	05:08 ♎04	0
♁		109:50	PM	X	TR-TR	01:28 ♎32R	01:28 ♎32	0
♁	31OCT74	11:36	AM	X	TR-TR	01:08 ♎00	01:08 ♎00R	0

Venus In 1988

(The following three sections concerning the astrological effect of Venus in 1988 is from *Valliere's Natural Cycles Almanac 1988* and is reprinted with their permission.)

Normally, each summer Venus reaches its maximum north declination for the year at from 23 to 25 degrees north. This means that it rises and sets far north on the horizon, and is above the horizon each day much longer than it is below.

In early May, 1988, however, Venus reaches 27°44' north, the maximum in an eight-year declination cycle. In 1987, Venus rose and set north of the equator from March 12 to August 7--a total of 149 days. In 1988 it will do so from February 11 to November 1--a total of 264 days.

The table below lists Venus' north declination maximums since 1796. As you can see, this effect has been slowly getting more extreme over the past few hundred years.

VENUS, MAXIMUM NORTH DECLINATION Eight-Year Declination Cycle

5/1796	26n14	5/1868	26n42	5/1940	27n20
5/1804	26n17	5/1876	26n46	5/1948	27n24
5/1812	26n20	5/1884	26n50	5/1956	27n29
5/1820	26n23	5/1892	26n54	5/1964	27n33
5/1828	26n26	5/1900	26n58	5/1972	27n37
5/1836	26n29	5/1908	27n02	5/1980	27n41
5/1844	26n33	5/1916	27n07	5/1988	27n44
5/1852	26n33	5/1924	27n11	5/1996	27n47
5/1860	26n39	5/1932	27n15		

Source: Valliere's Almanac

A Venus declination maximum adds yet another factor to the total tidal pull, which is already strong near a major lunar standstill. At a declination maximum, a planet slows down, stops and changes direction, which means it spends a longer-than-average time near its degree of maximum declination. In late spring and early summer, 1988, the maximum declination of the moon will be within a degree of Venus' declination. Thus each month it will be spending a longer-than-usual period in parallel or contra-parallel to Venus.

The coincidence of both the Moon and Venus at such high declinations has happened in only five years since 1800, as shown in the following table. As you can see, this table shows a correlation between Moon/Venus declination peaks and economic cycles in the U.S. The dates and durations of the depression years are from Sachs-Thorp (*Encyclopedia of American History*, ed. Richard B. Morris New York: Harper, 1965, p. 536). Sachs-Thorp shows 17 depressions since 1800, averaging 30 months duration. For the next table I have selected the five longest depressions since 1800.

Coincidence of Moon and Venus Maximum North Declinations and Economic Depressions Over 40 Months Long, Since 1800.

Moon Max.	Venus Max.	Depression	Durations
1820	1820	Depression 1815-21	71 months
1838	1836	Depression 1837-43	72 months
1876	1876	Depression 1873-78	66 months
1892	1894	Depression 1893-97	48 months
1932	1932	Depression 1929-33	42 months
1987	1988	?	?

Source: *Valliere's Natural Cycles Almanac 1988*

Other Planets in 1988

Saturn also reaches a declination maximum during 1988.

After reaching aphelion (its farthest distance from the sun) on September 11 1988, Saturn goes on in November and December to attain 22°40' south declination.

As mentioned earlier, in 1988, there is also a series of conjunctions between Saturn and Uranus taking place on February 12, June 26, and October 17.

A Replay of the Great Crash

In 1988, we are near a sunspot minimum and a lunar major standstill. Venus and Saturn reach maximum declination, Saturn reaches aphelion, and there are major hard aspects between Saturn

and Uranus. What does this signify? The following table shows the results of a search of 20th century celestial combinations.

PARALLEL CELESTIAL EVENTS, 1929-33 and 1986-88

<u>1/1929 through 8/1933</u>		<u>9/1986 through 11/1988</u>	
11/1929	Saturn aphelion	9/1986	Sunspot minimum
12/1929	Saturn max. decl.	9/1987	Moon max. decl.
1/1931	Saturn Uranus sq. (geo and helio)	5/1988	Venus max. decl.
3/1932	Moon max. decl.	6/1988	Saturn-Uranus conj. (geo and helio)
5/1932	Venus max. decl.	11/1988	Saturn aphelion
8/1933	Sunspot in minimum	11/1988	Saturn max. decl.

Source: Valliere's Almanac

There are striking parallels between the period 1986-1988 and 1929-1933. Both periods were bounded by a sunspot minimum and a Saturn maximum south declination. The main difference is that in 1929-1933 the Saturn declination maximum began the period and the sunspot minimum ended it, whereas in the present period it's the other way around. Also, in 1988, the Saturn-Uranus aspect is a conjunction instead of a square, and an additional factor is Pluto reaching zero declination on February 27, the first time since 1863.

From 1929 to 1933, American society was halted and forced to retreat during the Great Depression. In terms of planetary symbolism, the changes were sudden (Uranus) and difficult (Saturn). As in the present period, the Sun, Moon and Venus were at extreme points in their cycles, and there were dramatic trend reversals such as

SECTION FIVE:

**TRADING WITH
ASTRO-CYCLES**

we have already begun seeing. For 1988, the main celestial events are obviously again saying "beware."

Source: Valliere's Almanac

BE PREPARED!

Section Five:

Trading with Astro-cycles

The Ten Rules of Trading

1. Never add to a losing position. *(I'm not agree!)*
2. If the position is showing a loss at the end of the 2nd day--liquidate it!
3. When in doubt--stay out.
4. Never risk more than 10% of your capital!
5. Stops are placed for protection--use them!
6. Never spread a loss.
7. Never allow a substantial profit to become a loss.
8. Plan your trading and follow the plan.
9. The only true facts in commodity trading are fear and greed.
10. Take equity out for enjoyment and "rainy days."

The Gartley "222" Entry Technique

H.M. Gartley wrote *Profits in the Stock Market* in 1935. Originally there were only 1000 copies sold for about \$1500 each. This was at the time of the greatest depression in our country's history. One could have purchased three brand new Ford automobiles with that much money!. This is the best book on the technical aspects of the stock market that I have ever found. It is interesting that it was written before R.N. Elliott was popularized by Charles Collins.

On page "222" of this book is a time and price pattern that is **THE** best technical trade I have ever found. It has everything that the speculator could ask for in a trade:

1. **Control of Risk**--you place your stop above (below) the old high (low).
2. Trading in the direction of the short term trend--you are not picking a top.
3. The Profit to Loss ratio is better than 4 to 1.
4. Three out of four (75%) of the trades will be profitable.

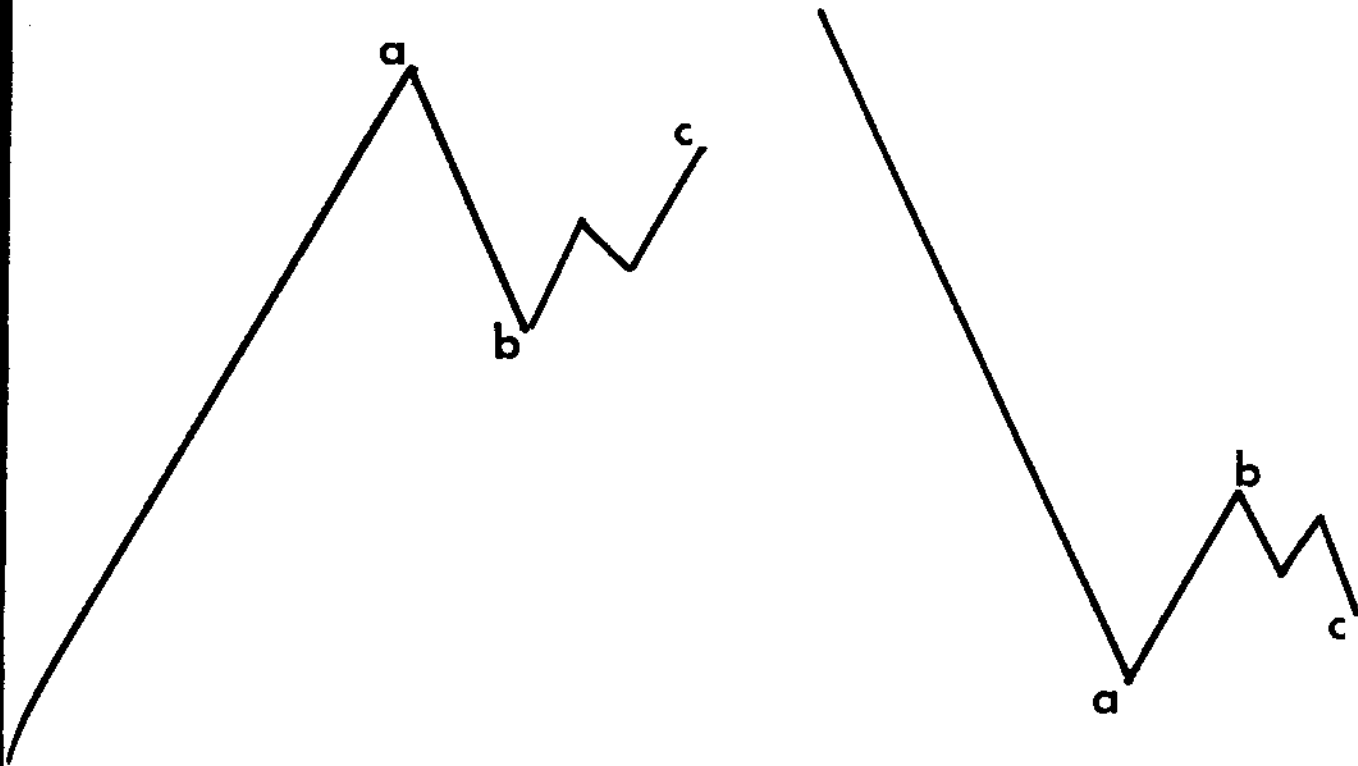
Profits in the Stock Market contains cycles, extensive price wave analysis, and the best pattern recognition formations.. You will find several examples of Gartley's "222" in the chart section. Basically the pattern is depicted by the following diagram:

Gartley 222

1. A-B-C Correction
2. Price at Fibonacci Level at Pt. C (.618 retrace)
3. Risk-Reward Level excellent
4. Stop Protection quantified at Pt. A

SELL

BUY



CONTRACT DMH 88	
HIGH	6347 01 144 87
LOW	5350 01
9-DAY RSI	UP AVG = .00224
71.89%	DOWN AVG = .00088
9-DAY STO	2K = 80 98
B4.58%	2D = 78 92
AS.OE	12/30/87

DEUTSCHE MARK
MARCH 1988
 INTERNATIONAL MONETARY MARKET
 TRADING HOURS 7:20 - 1:20 CT

CONTRACT SIZE	125,000 DM
MINI TICK	.0001 US DOLL
VALUE	\$12.50/CONTR
EACH GRID	.001 US DOLL
VALUE	12.50/CONTR
DAILY LIMIT	

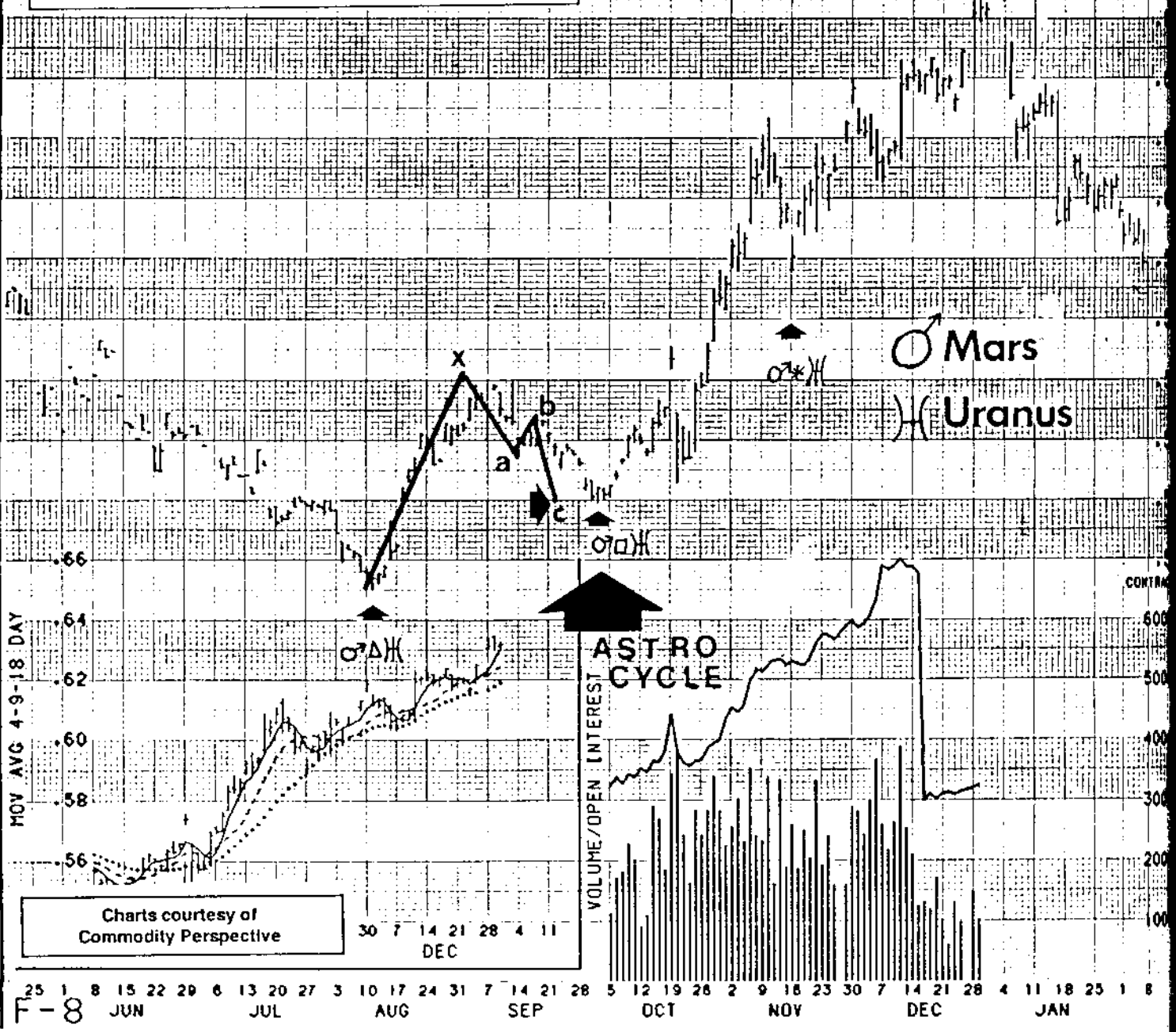
Gartley 222

1. A-B-C Correction
2. Price at Fibonacci Level at Pt. C (.618 retrace)
3. Risk-Reward Level excellent
4. Stop Protection quantified at Pt. A

Mars-Uranus
 Natural Harmonic in the Foreign Currency and Stock Market.

Helio-centric
 ☉☽

♂ Mars
 ♅ Uranus



Charts courtesy of
 Commodity Perspective

30 7 14 21 28 4 11
 DEC

F-8 JUN JUL AUG SEP OCT NOV DEC JAN

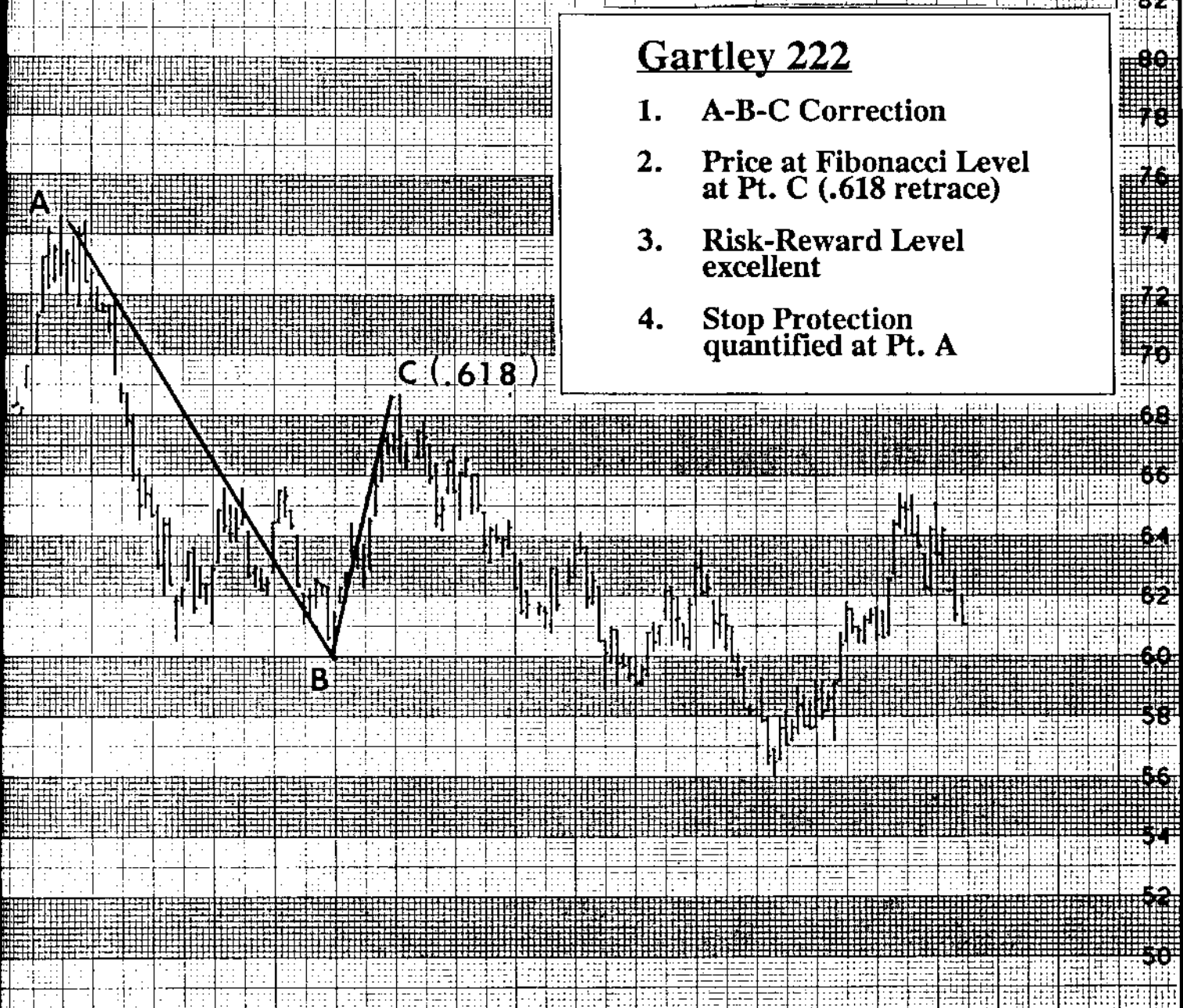
CONTRACT	P80	87
OPEN	74.50	ON 09/08/86
CLOSE	56.00	ON 02/19/87
HIGH	74.50	ON 09/08/86
LOW	56.00	ON 02/19/87
UP	415	UP AVG
DOWN	551	DOWN AVG
UP	420	UP AVG
DOWN	463	DOWN AVG
DATE	04/02/87	

PORK BELLIES

AUGUST 1987

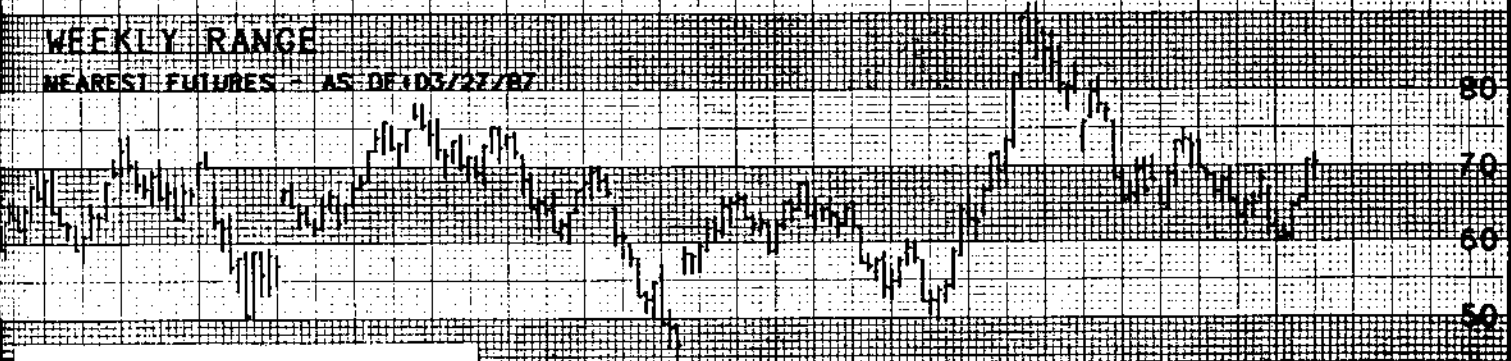
CHICAGO MERCANTILE EXCHANGE
TRADING HOURS 9:10 - 1:00 CT

CONTRACT SIZE	40,000 LBS
MIN TICK	.025 CENTS
VAL	\$18.00/CONTRACT
EAC	145
SEC	500/CONTRACT
DATE	4 CENTS
VALUE	1800/CONTRACT



Gartley 222

1. A-B-C Correction
2. Price at Fibonacci Level at Pt. C (.618 retrace)
3. Risk-Reward Level excellent
4. Stop Protection quantified at Pt. A



Charts courtesy of
Commodity Perspective

1985	1986	1987
S E P	S E P	S E P
1 8 15 22 29	1 8 15 22 29	1 8 15 22 29
6 13 20 27	6 13 20 27	6 13 20 27
3 10 17 24	3 10 17 24	3 10 17 24
1 8 15 22 29	1 8 15 22 29	1 8 15 22 29
5 12 19 26	5 12 19 26	5 12 19 26
2 9 16 23	2 9 16 23	2 9 16 23
9 16 23 30	9 16 23 30	9 16 23 30
6 13 20 27	6 13 20 27	6 13 20 27
4 11	4 11	4 11

CONTRACT	CLF 88
HIGH	21.35
LOW	16.45
1-DAY RSI	UP AVE 146
5-DAY RSI	DOWN AVE 13/87
1-DAY RSI	UP AVE 15/87
5-DAY RSI	DOWN AVE 068
1-DAY RSI	UP AVE 11/26
5-DAY RSI	DOWN AVE 14/89
1-DAY RSI	UP AVE 12/03/87

LIGHT CRUDE OIL

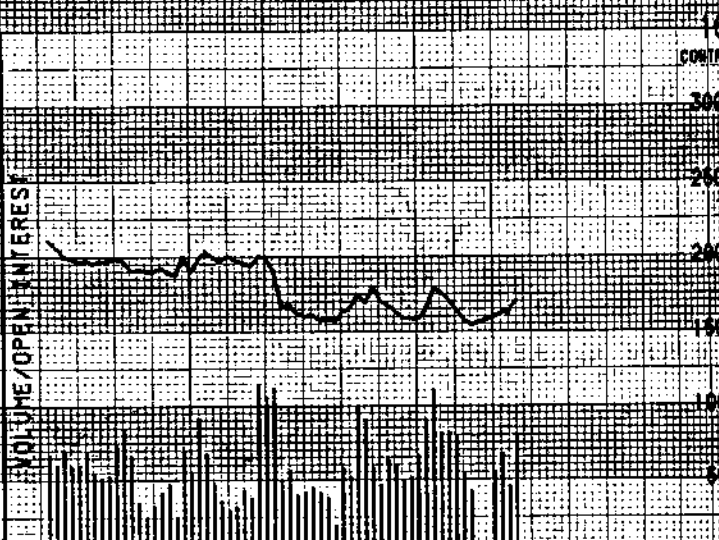
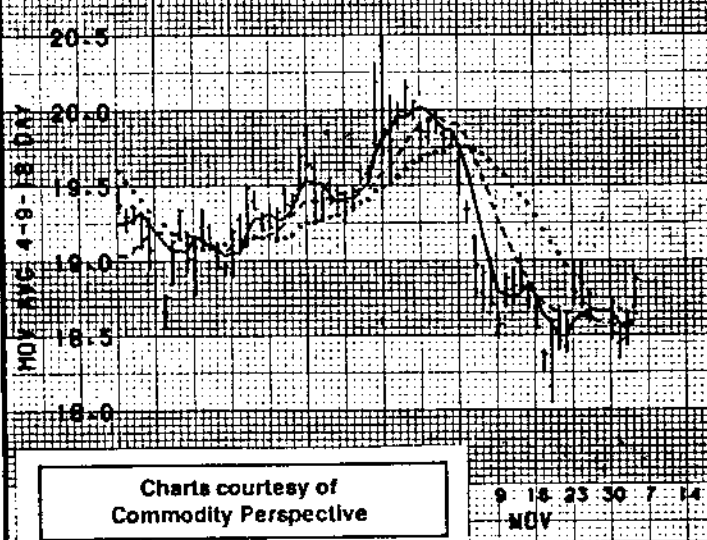
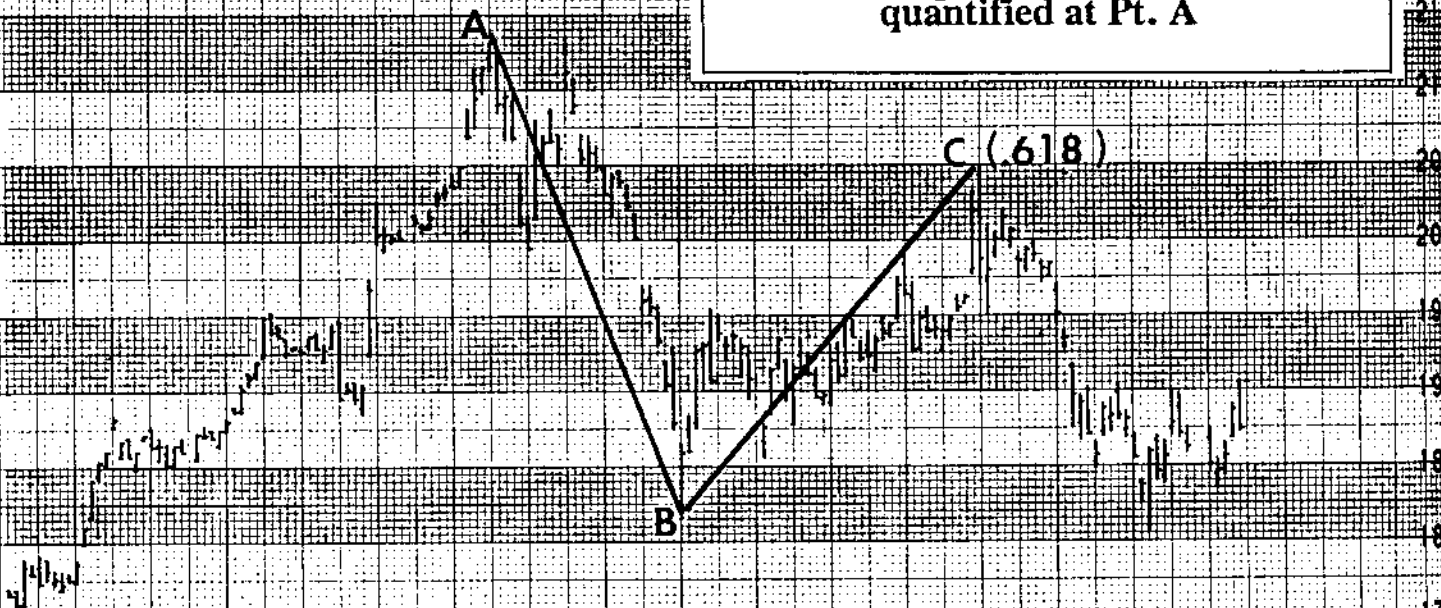
JANUARY 1988

NEW YORK
TRADING H

CONTRACT SIZE	1,000 BBL
MIN TICK	01 CENTS
VALUE	10,000 CENTS
EACH GRID	05 CENTS
VALUE	50 CENTS

Gartley 222

1. A-B-C Correction
2. Price at Fibonacci Level at Pt. C (.618 retrace)
3. Risk-Reward Level excellent
4. Stop Protection quantified at Pt. A



Charts courtesy of
Commodity Perspective

9 18 23 30 7 14
NOV

F-52

JUN

JUL

AUG

SEP

OCT

NOV

DEC

CONTRACT	CRB 87
OPEN	241.50 ON 05/13/87
CLOSE	206.70 ON 02/25/87
DAY RSI	UP AVG = .603
DOWN AVG	= .498
DAY STD	20 = 59.33
32.85X	30 = 37.32
DATE	07/30/87

CRB INDEX FUTURES

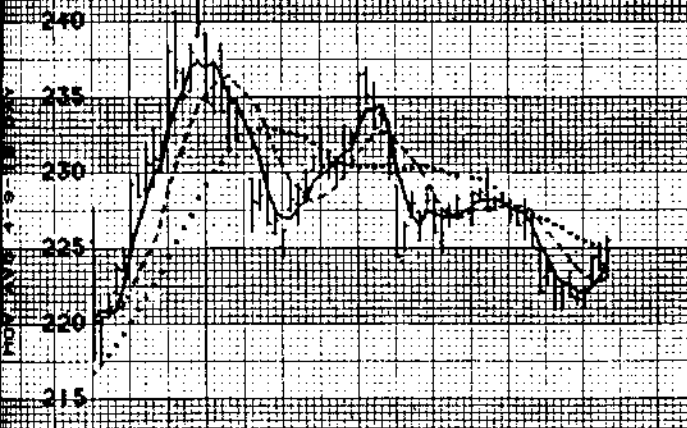
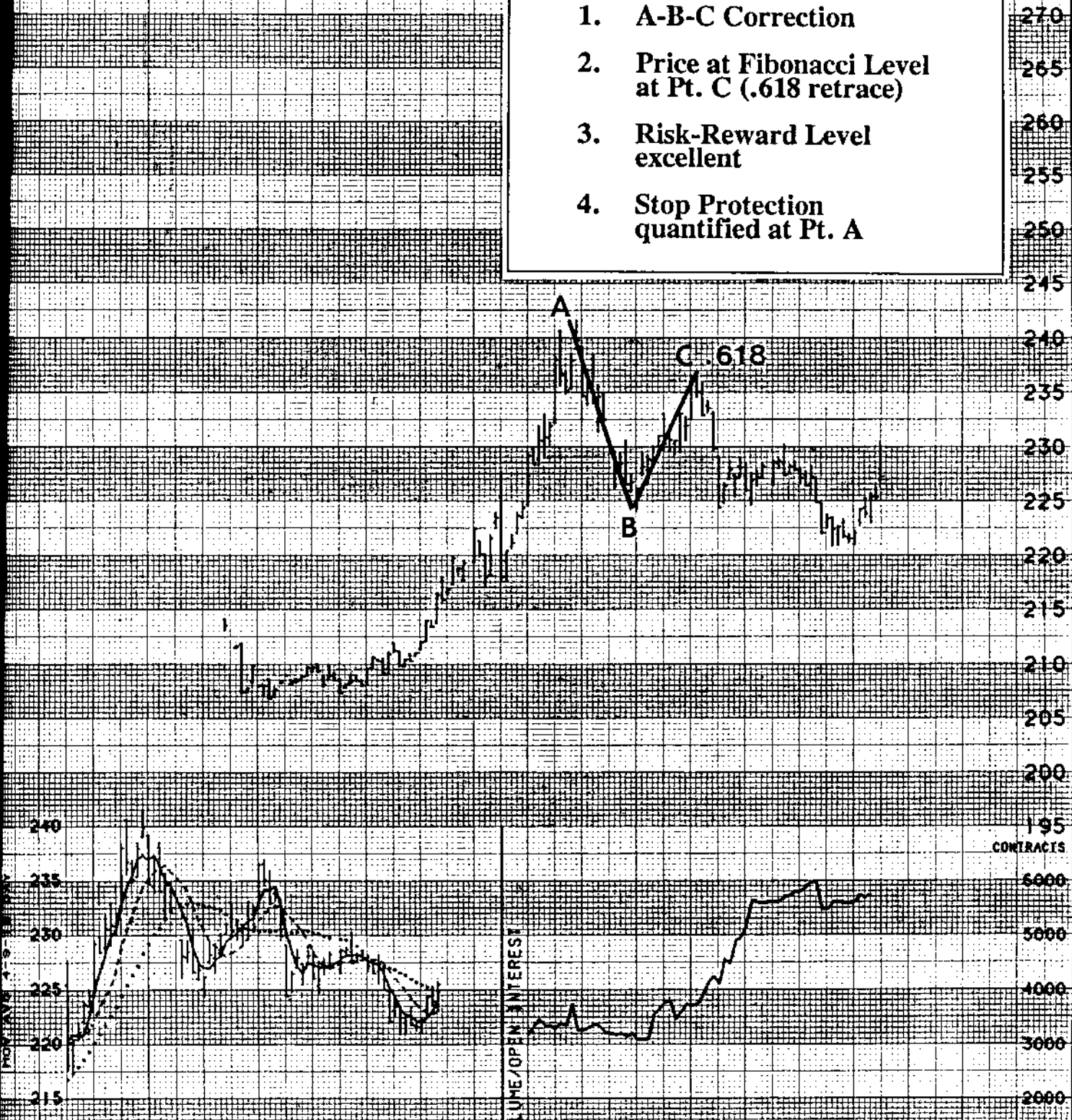
SEPTEMBER 1987

NEW YORK F
TRADING HOUR

CONTRACT	SIZE \$500	TICKS	INDEX
147		.05 POINT	
		\$25.00/CONTRACT	
		.15 POINT	
		\$250/CONTRACT	
		NONE	

Gartley 222

1. A-B-C Correction
2. Price at Fibonacci Level at Pt. C (.618 retrace)
3. Risk-Reward Level excellent
4. Stop Protection quantified at Pt. A



Charts courtesy of
Commodity Perspective

F-32 22 29 5 12 19 26 2 9 16 23 2 9 16 23 30 6 13 20 27 4 11 18 25 1 8 15 22 29 6 13 20 27 3 10 17 24 31 7
JAN FEB MAR APR MAY JUN JUL AUG

The 1-3-5 Entry Technique

The Gartley "222" trading entry is the best I have ever found in 20 years of research. Further research into excellent entry techniques uncovered a variation of the Gartley method. I call it the 1-3-5 because of the use of the Fibonacci number sequence.

Standard technical analysis warns of the difficulty in picking the "exact" top or bottom in the market. Bernard Baruch stated it succinctly "Don't try to buy at the bottom or sell at the top. This can't be done--except by liars." As traders we are faced with the decision as to how to control risk. We already know that we can not control the market action. The control of risk is of paramount importance to the successful trader. "**He who knows not what he risks--risks all!**" (Chinese proverb)

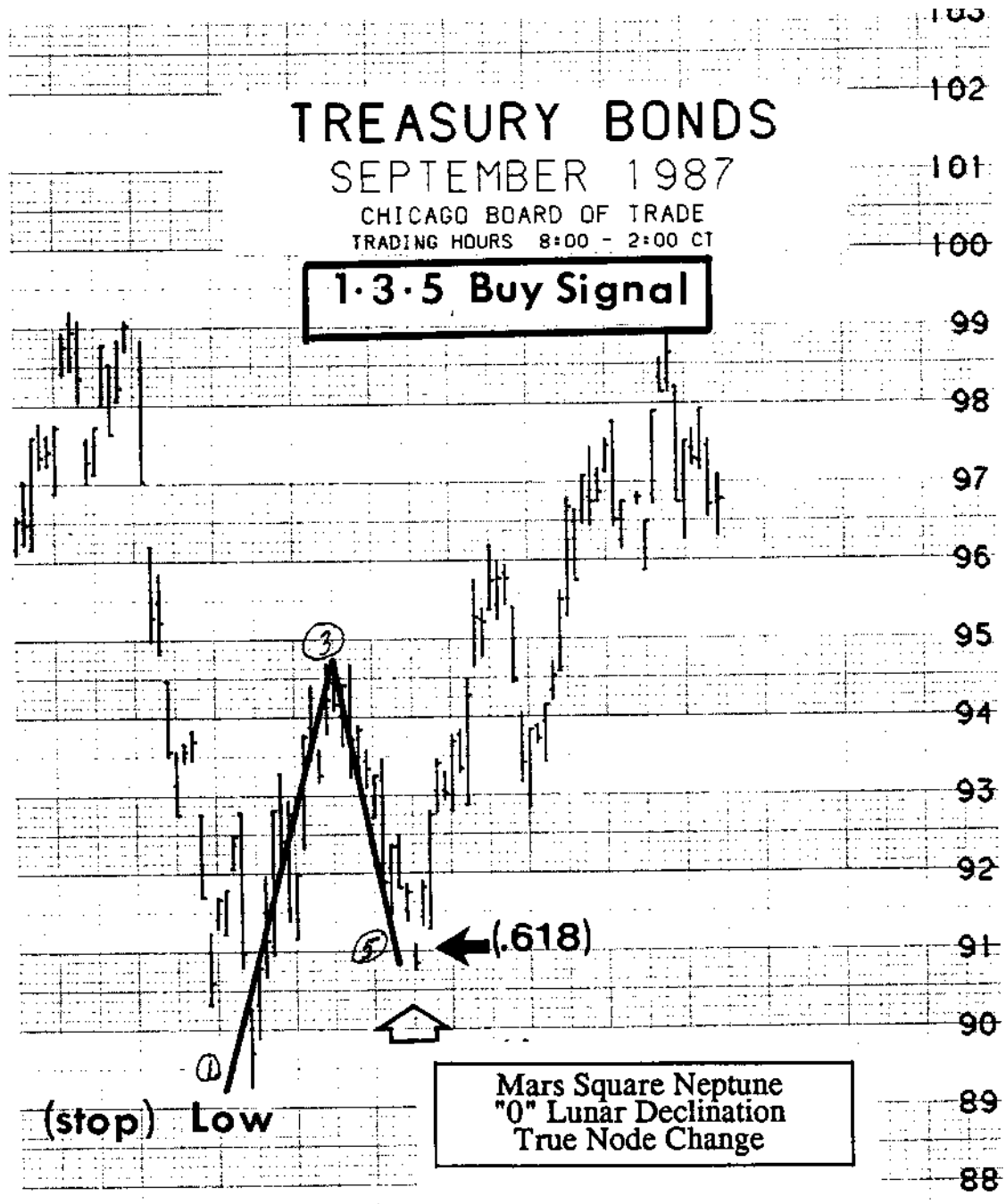
The 1-3-5 signal incorporates the following parameters:

1. A previous top or bottom has been formed.
2. The price action is now moving toward the old top or bottom at the Fibonacci retracement point of .618!
3. There are no limit moves in the last three weeks.
4. Astro cycle aspects or lunar phenomena are present. Once these parameters have been completed the entry rules are as follows:

1. Enter the market at the .618 retracement.
2. Place stop above the old high (low).
3. Determine the amount of profit you expect.

1-3-5 BUY SIGNAL

1. Enter market at .618 retracement.
2. Place stop below old low.
3. Determine the profit objective



1-3-5 SELL SIGNAL

- 1. Enter market at .618 retracement.
- 2. Place stop above old high.
- 3. Determine the profit objective.

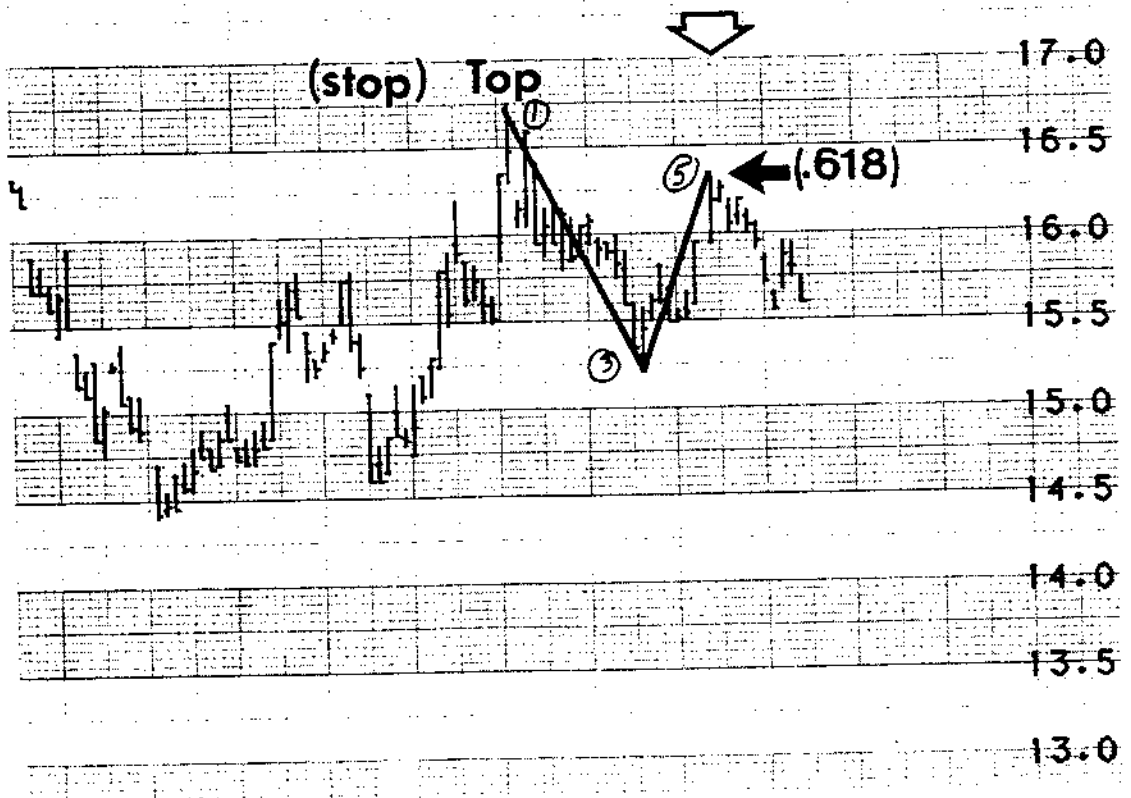
SOYBEAN OIL

MAY 1987

CHICAGO BOARD OF TRADE
TRADING HOURS 9:30 - 1:15 CT

1-3-5 Sell Signal

Perigee
Maximum Lunar
Declination



Astro Cycle--Timing Analysis Sheet

1. **CHECK FOR MAJOR ASPECTS FOR EACH COMMODITY.**
 (i.e. Venus-Uranus for the stock market or Venus & Pluto for the gold market.)
 - a. Conjunction
 - b. Sextile
 - c. Square
 - d. Trine
 - e. Opposition
2. **CHECK LUNAR PHENOMENON**
 - a. Maximum or Zero Declination
 - b. True node going D or R
 - c. Apogee or Perigee
 - d. Full or New Moon
3. **CHECK NUMBER OF ASPECTS**
 - a. Four or less aspects
 - b. More than twelve
4. **CHECK THE ZODIAC SIGN CHANGES OF EACH PLANET**
 - a. Which planets are changing signs?
 - b. Are there more than 2 planets in the same sign?
 - c. Retrograde motion of a "key" planet.
5. **CHECK PATTERN RECOGNITION PROFILE**
 - a. Gartley 222
 - b. 1-3-5

Danger Signs When Using Astro Cycles

There are three signs that most major market moves exhibit just before they start accelerating:

1. Gap in the price action--prices move sharply on the opening and continue throughout the day.
2. Several days of wide price ranges that are considerably more than the normal range. An example: the average daily range for the S&P 500 is 200 points per day, then suddenly the daily trading range expands to 500 points per day.
3. The market closes at the high (or low) of the trading range each day. This is referred to by technicians as a "tail" close because it closes at the extreme of the range. Usually 3 tail closes signal acceleration.

When the events occur at astrological events you must respect them. "Markets are never wrong--men often are!" There are several examples of these moves in the book and they are listed as such.

SECTION SIX:

APPENDIX

Section Six:

Appendix--Astro-cycle Dates

**Mars-Jupiter
Mars-Uranus**

**Natural Harmonic effecting
the Stock Market and
Treasury Bonds**

MAR

			DATE	TIME	JOB			
♂	---	*	H	19APR82	00:51	AMIX	TR-T	
♂	---	*	H	29MAY82	11:29	PMIX	TR-T	
♂	---	♂	H	08AUG82	07:52	AMIX	TR-TR	01:02 m 55 07:02 m 55 071
♂	---	♂	H	21SEP82	08:48	PMIX	TR-TR	02:01 p 23 08:01 p 23 081
♂	---	*	H	04DEC82	04:15	AMIX	TR-TR	01:25 p 26 10:25 m 26 081
♂	---	*	H	17DEC82	10:26	PMIX	TR-TR	02:06 m 09 11:06 p 09 081
♂	---	□	H	24JAN83	04:54	AMIX	TR-TR	01:05 p 23 12:05 p 23 081
♂	---	□	H	27JAN83	07:06	PMIX	TR-TR	02:08 p 12 12:08 p 12 081
♂	---	△	H	08MAR83	03:39	PMIX	TR-TR	02:09 p 06 12:09 p 06 081
♂	---	△	H	10MAR83	10:27	AMIX	TR-TR	01:10 p 27 12:10 p 27 081
♂	---	♂	H	25MAY83	03:56	PMIX	TR-TR	01:06 II 19 02:06 p 19R 081
♂	---	♂	H	26MAY83	09:39	PMIX	TR-TR	02:07 II 11 02:07 p 11R 081
♂	---	△	H	15AUG83	09:27	PMIX	TR-TR	01:01 p 33 05:01 p 33 081
♂	---	△	H	21AUG83	09:31	AMIX	TR-TR	02:05 p 06 05:05 p 06 081
♂	---	□	H	10OCT83	03:54	AMIX	TR-TR	02:06 m 25 06:06 p 25 081
♂	---	□	H	14OCT83	09:43	AMIX	TR-TR	01:09 m 01 06:09 p 01 081
♂	---	*	H	04DEC83	01:56	PMIX	TR-TR	02:09 p 31 06:09 p 31 081
♂	---	*	H	04JAN84	07:59	PMIX	TR-TR	01:26 p 49 07:26 p 49 091
♂	---	♂	H	03SEP84	03:59	PMIX	TR-TR	02:09 p 39 08:09 p 39 081
♂	---	♂	H	13OCT84	09:49	PMIX	TR-TR	01:06 p 11 10:06 p 11 101
♂	---	*	H	03DEC84	04:07	PMIX	TR-TR	02:13 m 41 11:13 p 41 081
♂	---	□	H	15JAN85	05:23	AMIX	TR-TR	02:16 p 09 12:16 p 09 091
♂	---	*	H	31JAN85	06:53	PMIX	TR-TR	01:28 p 42 12:28 p 42 101
♂	---	△	H	26FEB85	06:05	AMIX	TR-TR	02:17 p 43 01:17 p 43 091
♂	---	□	H	29MAR85	03:51	PMIX	TR-TR	01:10 p 35 01:10 m 35 111
♂	---	△	H	20MAY85	07:35	AMIX	TR-TR	01:16 II 35 03:16 m 35 111
♂	---	♂	H		110:44	AMIX	TR-TR	02:16 II 41 03:16 p 41R 091
♂	---	♂	H	11AUG85	06:04	AMIX	TR-TR	01:11 p 08 05:11 m 08R 111
♂	---	△	H	15AUG85	05:00	PMIX	TR-TR	02:13 p 59 05:13 p 59R 081
♂	---	□	H	03OCT85	01:35	AMIX	TR-TR	02:14 m 41 06:14 p 41 091
♂	---	△	H	11NOV85	06:34	PMIX	TR-TR	01:09 p 36 06:09 m 36 111
♂	---	*	H	23NOV85	11:28	PMIX	TR-TR	02:17 p 13 07:17 p 13 091
♂	---	□	H	20JAN86	08:39	PMIX	TR-TR	01:22 m 44 08:22 m 44 111
♂	---	♂	H	13MAR86	05:28	AMIX	TR-TR	02:22 p 17 09:22 p 17 091
♂	---	*	H	02MAY86	06:21	AMIX	TR-TR	01:15 p 37 10:15 m 37 121
♂	---	*	H	21JUN86	07:18	AMIX	TR-TR	01:22 p 08R 10:22 m 08 121
♂	---	*	H	12SEP86	08:54	AMIX	TR-TR	01:17 p 38 10:17 m 38R 121
♂	---	*	H	11NOV86	07:42	PMIX	TR-TR	02:20 m 39 11:20 p 39 091
♂	---	♂	H	18DEC86	05:12	PMIX	TR-TR	01:15 m 39 12:15 m 39 121
♂	---	□	H	29DEC86	11:47	PMIX	TR-TR	02:23 m 30 12:23 p 30 091
♂	---	△	H	14FEB87	09:11	AMIX	TR-TR	02:25 p 50 01:25 p 50 091
♂	---	*	H	24APR87	01:12	PMIX	TR-TR	01:12 II 42 02:12 p 42 011
♂	---	♂	H	14MAY87	05:35	PMIX	TR-TR	02:25 II 58 03:25 p 58R 091
♂	---	□	H	29JUN87	10:37	PMIX	TR-TR	01:25 m 49 04:25 p 49 011
♂	---	△	H	11AUG87	10:55	AMIX	TR-TR	02:22 p 54 05:22 p 54R 091
♂	---	△	H	22AUG87	04:19	AMIX	TR-TR	01:29 p 43 05:29 p 43R 011
♂	---	□	H	27SEP87	04:49	PMIX	TR-TR	02:23 m 01 06:23 p 01 091
♂	---	♂	H	11NOV87	04:25	AMIX	TR-TR	01:21 p 42 07:21 p 42R 011
♂	---	*	H	16NOV87	05:40	AMIX	TR-TR	02:24 p 59 07:24 p 59 091
♂	---	△	H	16FEB88	02:11	AMIX	TR-TR	01:25 p 52 09:25 p 52 011
♂	---	♂	H	22FEB88	03:48	PMIX	TR-TR	02:00 p 18 09:00 p 18 091

07-----	<input type="checkbox"/>	#		21	APR88		03:54	PM	X		TR-TR	01:10	02	11:10	02	01:
07-----	*	#		22	MAY88		09:37	AM	X		TR-TR	02:00	09	11:00	09R	09:
07-----	*	#		08	JUL88		01:46	PM	X		TR-TR	01:27	35	12:27	35	02:
07-----	<input type="checkbox"/>	#		09	JUL88		10:46	PM	X		TR-TR	02:28	16	12:28	16R	09:
07-----	*	#		24	SEP88		09:07	PM	X		TR-TR	01:10	01R	12:06	08R	02:
07-----	*	#		15	NOV88		02:35	PM	X		TR-TR	01:08	53R	12:02	02R	02:

Mars-Jupiter Mars-Uranus
Natural Harmonic effecting the Stock Market and Treasury Bonds

Mars-Jupiter
Natural Harmonic in the
Stock Market

			DATE	TIME	IEI	IXI	JO					
♂	♂	♂	25JAN79	11:43	AM	X	TR-TR	01:03	♂54	02:03	♂54R	081
♂	♂	♂	05APR79	07:27	PM	X	TR-TR	01:29	♂12	03:29	♂12	081
♂	♂	♂	20MAY79	02:07	PM	X	TR-TR	01:03	♂28	05:03	♂28	081
♂	♂	♂	15JUL79	12:49	PM	X	TR-TR	01:13	♂49	06:13	♂49	081
♂	♂	♂	15DEC79	06:16	PM	X	TR-TR	01:10	♂04	09:10	♂04	091
♂	♂	♂	27FEB80	03:18	AM	X	TR-TR	01:04	♂57R	09:04	♂57R	091
♂	♂	♂	05MAY80	05:08	AM	X	TR-TR	01:00	♂22	09:00	♂22	091
♂	♂	♂	05OCT80	09:15	PM	X	TR-TR	01:25	♂38	12:25	♂38	091
♂	♂	♂	29NOV80	01:22	PM	X	TR-TR	01:05	♂51	01:05	♂51	091
♂	♂	♂	12JAN81	03:38	PM	X	TR-TR	01:10	♂10	02:10	♂10	101
♂	♂	♂	24MAR81	06:25	AM	X	TR-TR	01:05	♂43	03:05	♂43R	091
♂	♂	♂	05JUN81	07:46	PM	X	TR-TR	01:00	♂34	06:00	♂34	091
♂	♂	♂	25JUL81	10:01	PM	X	TR-TR	01:05	♂13	07:05	♂13	091
♂	♂	♂	30SEP81	11:59	AM	X	TR-TR	01:17	♂50	09:17	♂50	101
♂	♂	♂	08AUG82	07:55	AM	X	TR-TR	01:02	♂55	11:02	♂55	111
♂	♂	♂	04DEC82	04:17	AM	X	TR-TR	01:25	♂26	02:25	♂26	121
♂	♂	♂	24JAN83	04:53	AM	X	TR-TR	01:05	♂23	03:05	♂23	121
♂	♂	♂	10MAR83	10:25	AM	X	TR-TR	01:10	♂27	04:10	♂27	121
♂	♂	♂	25MAY83	03:55	PM	X	TR-TR	01:06	♂19	06:06	♂19R	121
♂	♂	♂	15AUG83	09:29	PM	X	TR-TR	01:01	♂33	08:01	♂33	121
♂	♂	♂	14OCT83	09:40	AM	X	TR-TR	01:09	♂01	09:09	♂01	121
♂	♂	♂	04JAN84	08:01	PM	X	TR-TR	01:26	♂49	10:26	♂49	011
♂	♂	♂	13OCT84	09:48	PM	X	TR-TR	01:06	♂11	01:06	♂11	011
♂	♂	♂	31JAN85	06:50	PM	X	TR-TR	01:28	♂42	03:28	♂42	021
♂	♂	♂	29MAR85	03:53	PM	X	TR-TR	01:10	♂35	05:10	♂35	021
♂	♂	♂	20MAY85	07:33	AM	X	TR-TR	01:16	♂35	07:16	♂35	021
♂	♂	♂	11AUG85	06:04	AM	X	TR-TR	01:11	♂08	08:11	♂08R	021
♂	♂	♂	11NOV85	06:33	PM	X	TR-TR	01:09	♂36	10:09	♂36	021
♂	♂	♂	20JAN86	08:40	PM	X	TR-TR	01:22	♂44	12:22	♂44	031
♂	♂	♂	02MAY86	06:36	AM	X	TR-TR	01:15	♂38	02:15	♂38	031
♂	♂	♂	21JUN86	06:40	AM	X	TR-TR	01:22	♂08R	02:22	♂08	031
♂	♂	♂	12SEP86	08:47	AM	X	TR-TR	01:17	♂38	02:17	♂38R	031
♂	♂	♂	18DEC86	05:14	PM	X	TR-TR	01:15	♂39	03:15	♂39	031
♂	♂	♂	24APR87	01:12	PM	X	TR-TR	01:12	♂42	06:12	♂42	041
♂	♂	♂	29JUN87	10:35	PM	X	TR-TR	01:25	♂49	08:25	♂49	041
♂	♂	♂	22AUG87	04:20	AM	X	TR-TR	01:29	♂43	09:29	♂43R	041
♂	♂	♂	11NOV87	04:25	AM	X	TR-TR	01:21	♂42	10:21	♂42R	041
♂	♂	♂	16FEB88	02:14	AM	X	TR-TR	01:25	♂52	01:25	♂52	041
♂	♂	♂	21APR88	03:54	PM	X	TR-TR	01:10	♂02	02:10	♂02	051
♂	♂	♂	08JUL88	01:57	PM	X	TR-TR	01:27	♂36	03:27	♂36	061
♂	♂	♂	24SEP88	09:19	PM	X	TR-TR	01:22	♂06R	03:06	♂06R	061
♂	♂	♂	15NOV88	02:42	PM	X	TR-TR	01:27	♂49	03:02	♂02R	061

Mars-Uranus

Natural Harmonic in the Foreign Currency and Stock Market.

DATE	TIME	EX	JO
120JUN90	103:51	PMIX	TR-TR 01:21 m59 03:21 m59R 04:1
102OCT80	109:26	AMIX	TR-TR 01:23 m11 04:23 m11 04:1
128DEC80	111:40	AMIX	TR-TR 01:28 s15 07:28 s15 05:1
106FEB81	111:41	AMIX	TR-TR 01:29 s48 08:29 m48 05:1
116MAR81	111:08	PMIX	TR-TR 01:00 p03 09:00 p03R 05:1
101JUN81	102:11	PMIX	TR-TR 01:27 s33 11:27 m33R 05:1
127AUG81	100:59	AMIX	TR-TR 01:26 s17 01:26 m17 05:1
117OCT81	110:30	PMIX	TR-TR 01:28 s17 02:28 m17 05:1
120DEC81	105:52	AMIX	TR-TR 01:02 s03 03:02 s03 05:1
118APR82	101:04	AMIX	TR-TR 01:03 s59R 03:03 s59R 05:1
129MAY82	111:17	PMIX	TR-TR 01:02 s22 03:02 s22R 05:1
121SEP82	108:49	PMIX	TR-TR 01:01 s23 05:01 s23 05:1
117DEC82	110:26	PMIX	TR-TR 01:06 s09 07:06 s09 05:1
127JAN83	107:04	PMIX	TR-TR 01:08 s12 08:08 s12 05:1
108MAR83	103:38	PMIX	TR-TR 01:09 p06 10:09 s06 05:1
126MAY83	109:40	PMIX	TR-TR 01:07 II11 11:07 s11R 05:1
121AUG83	109:32	AMIX	TR-TR 01:05 s06 01:05 s06 05:1
110OCT83	103:52	AMIX	TR-TR 01:06 m25 02:06 s25 05:1
104DEC83	101:59	PMIX	TR-TR 01:09 s31 04:09 s31 05:1
103SEP84	103:58	PMIX	TR-TR 01:09 s39 05:09 s39 05:1
103DEC84	104:08	PMIX	TR-TR 01:13 s41 07:13 s41 05:1
115JAN85	105:25	AMIX	TR-TR 01:16 s09 09:16 s09 05:1
126FEB85	106:09	AMIX	TR-TR 01:17 p43 10:17 s43 05:1
120MAY85	110:42	AMIX	TR-TR 01:16 II41 11:16 s41R 05:1
115AUG85	105:02	PMIX	TR-TR 01:13 s59 01:13 s59R 05:1
103OCT85	101:35	AMIX	TR-TR 01:14 m41 03:14 s41 05:1
123NOV85	111:28	PMIX	TR-TR 01:17 s13 04:17 s13 05:1
113MAR86	105:29	AMIX	TR-TR 01:22 s17 05:22 s17 05:1
111NOV86	107:42	PMIX	TR-TR 01:20 s39 08:20 s39 05:1
129DEC86	111:44	PMIX	TR-TR 01:23 s30 09:23 s30 05:1
114FEB87	109:13	AMIX	TR-TR 01:25 p50 10:25 s50 05:1
114MAY87	105:34	PMIX	TR-TR 01:25 II58 11:25 s58R 05:1
111AUG87	110:55	AMIX	TR-TR 01:22 s54 02:22 s54R 05:1
127SEP87	104:50	PMIX	TR-TR 01:23 m01 03:23 s01 05:1
116NOV87	105:39	AMIX	TR-TR 01:24 s59 04:24 s59 05:1
122FEB88	103:48	PMIX	TR-TR 01:00 s18 06:00 s18 06:1
122MAY88	108:37	AMIX	TR-TR 01:00 s09 08:00 s09R 06:1
109JUL88	110:52	PMIX	TR-TR 01:28 s16 09:28 s16R 05:1
124JAN89	104:57	PMIX	TR-TR 01:03 s07 10:03 s07 06:1
107MAY89	102:07	AMIX	TR-TR 01:05 s01 12:05 s01R 06:1
106AUG89	105:48	AMIX	TR-TR 01:01 m49 02:01 s49R 06:1
121SEP89	101:23	PMIX	TR-TR 01:01 s24 03:01 s24 06:1
108NOV89	103:37	AMIX	TR-TR 01:02 m46 04:02 s46 06:1
109FEB90	109:22	AMIX	TR-TR 01:07 s57 05:07 s57 06:1
103MAY90	107:56	AMIX	TR-TR 01:09 s26 08:09 s26R 06:1
111JUN90	112:03	PMIX	TR-TR 01:08 p19 10:08 s19R 06:1
122JUL90	111:02	AMIX	TR-TR 01:06 s42 10:06 s42R 06:1

		DATE	TIME	HEI	EX	JOB	Jupiter-Saturn Jupiter-Uranus				
							Natural Harmonic in the Stock Market				
4	♂	18FEB83	05:41	PM	X	TR-TR					
4	♂	14MAY83	03:43	PM	X	TR-TR					
4	♂	25SEP83	08:55	AM	X	TR-TR					
4	♂	05MAY84	10:43	AM	X	TR-TR	01:12	1354R	11:12	1654R	08:
4	♂	08JUN84	06:10	AM	X	TR-TR	01:10	1339R	11:10	1639R	08:
4	♂	22JAN85	12:24	PM	X	TR-TR	01:26	1332	11:26	1632	09:
4	♂	21MAY85	10:05	AM	X	TR-TR	01:16	1339	12:16	1739R	10:
4	♂	14JUL85	04:30	PM	X	TR-TR	01:14	134R	12:14	1734R	10:
4	♂	08JAN86	01:12	PM	X	TR-TR	01:19	1356	12:19	1756	10:
4	♂	02APR86	07:48	AM	X	TR-TR	01:09	1332	01:09	1732R	09:
4	♂	04JUN86	07:08	PM	X	TR-TR	01:20	1339	01:20	1739R	10:
4	♂	06SEP86	02:57	PM	X	TR-TR	01:18	1324R	01:18	1724	10:
4	♂	12FEB87	02:55	AM	X	TR-TR	01:25	1345	01:25	1745	10:
4	♂	23MAY87	07:25	AM	X	TR-TR	01:19	1305	02:19	1705R	10:
4	♂	21JUN87	11:46	AM	X	TR-TR	01:24	1331	02:24	1731R	10:
4	♂	24OCT87	08:11	AM	X	TR-TR	01:23	1352R	02:23	1752	10:
4	♂	21NOV87	08:49	AM	X	TR-TR	01:20	1344R	02:20	1744	10:
4	♂	12FEB88	07:47	PM	X	TR-TR	01:29	1355	10:29	1755	10:
4	♂	12MAR88	07:12	AM	X	TR-TR	01:00	1349	02:00	1349	10:
4	♂	18MAR88	05:53	AM	X	TR-TR	01:02	1306	02:02	1306	10:
4	♂	26JUN88	12:20	PM	X	TR-TR	01:28	1347R	10:28	1747R	10:
4	♂	18OCT88	08:18	AM	X	TR-TR	01:27	1349	10:27	1749	10:
4	♂	08AUG89	02:18	PM	X	TR-TR	01:01	1345	04:01	1345R	10:
4	♂	10SEP89	11:16	AM	X	TR-TR	01:07	1318	05:07	1318R	11:
4	♂	14NOV89	01:36	AM	X	TR-TR	01:10	1326R	05:10	1326	11:
4	♂	29DEC89	00:54	AM	X	TR-TR	01:05	1335R	05:05	1335	11:
4	♂	13MAY90	02:28	PM	X	TR-TR	01:09	1313	05:09	1313R	11:
4	♂	13JUL90	07:52	AM	X	TR-TR	01:22	1307	05:22	1307R	11:
4	♂	15MAR91	08:31	PM	X	TR-TR	01:03	1353R	06:03	1353	12:
4	♂	16MAY91	08:21	PM	X	TR-TR	01:06	1351	06:06	1351	12:
4	♂	11NOV91	05:42	AM	X	TR-TR	01:11	1300	07:11	1300	11:
4	♂	12JAN92	08:16	AM	X	TR-TR	01:14	1322R	07:14	1322	11:
4	♂	31JUL92	02:46	PM	X	TR-TR	01:15	1306	07:15	1306R	11:

Jupiter-Saturn
Jupiter-Uranus

Natural Harmonic in the
Stock Market

			DATE	TIME	EX	JOB				
	□	♄	16FEB24	01:07	PMIX	TR-TR				
	□	♄	17APR24	01:17	PMIX	TR-TR	01:19	♁41R	10:19	♁41 01:
	□	♄	23OCT24	03:45	AMIX	TR-TR	01:18	♁05	10:18	♁05R 01:
	□	♄	21FEB25	11:32	PMIX	TR-TR	01:14	♁19	11:14	♁19R 08:
	□	♄	27NOV25	11:48	PMIX	TR-TR	01:21	♁34	11:21	♁34R 01:
	△	♄	20DEC25	08:07	PMIX	TR-TR	01:21	♁43	09:21	♁43 01:
	△	♄	23MAR26	12:30	PMIX	TR-TR	01:25	♁49R	09:25	♁49 01:
	□	♄	29APR26	11:40	PMIX	TR-TR	01:23	♁49	12:23	♁49R 09:
	□	♄	29AUG26	09:29	AMIX	TR-TR	01:20	♁27R	12:20	♁27 09:
	△	♄	30OCT26	05:42	AMIX	TR-TR	01:26	♁03	09:26	♁03R 01:
	□	♄	17FEB27	07:25	AMIX	TR-TR	01:06	♁59	01:06	♁59 09:
	△	♄	12JUN27	02:19	PMIX	TR-TR	01:03	♁08R	09:03	♁08 01:
	△	♄	26JUN27	04:14	AMIX	TR-TR	01:02	♁16	01:02	♁16R 09:
	□	♄	15JUL27	04:09	PMIX	TR-TR	01:03	♁24	01:03	♁24R 01:
	□	♄	11AUG27	06:20	AMIX	TR-TR	01:03	♁00R	01:03	♁00R 01:
	△	♄	29AUG27	09:51	AMIX	TR-TR	01:01	♁29R	01:01	♁29 09:
	△	♄	10SEP27	03:38	AMIX	TR-TR	01:02	♁02	09:02	♁02R 01:
	□	♄	25JAN28	01:46	AMIX	TR-TR	01:00	♁24	01:00	♁24 01:
	△	♄	15APR28	11:23	PMIX	TR-TR	01:18	♁51	02:18	♁51R 10:
	□	♄	07AUG29	04:38	AMIX	TR-TR	01:11	♁12	03:11	♁12R 02:
	□	♄	03JAN30	10:32	PMIX	TR-TR	01:07	♁35R	03:07	♁35 01:
	□	♄	22FEB30	03:09	AMIX	TR-TR	01:09	♁15	11:09	♁15 01:
	□	♄	27MAR30	01:52	PMIX	TR-TR	01:11	♁03	03:11	♁03 02:
	□	♄	09APR30	00:49	AMIX	TR-TR	01:11	♁45	11:11	♁45 02:
	□	♄	26JUL30	10:54	PMIX	TR-TR	01:06	♁46	05:06	♁46R 11:
	□	♄	05SEP30	03:08	AMIX	TR-TR	01:14	♁35	05:14	♁35R 02:
	□	♄	12DEC30	01:45	PMIX	TR-TR	01:11	♁28	11:11	♁28R 02:
	□	♄	10JAN31	07:02	PMIX	TR-TR	01:14	♁53R	05:14	♁53 11:
	□	♄	01FEB31	10:16	PMIX	TR-TR	01:12	♁12R	05:12	♁12 02:
	□	♄	17MAY31	04:28	PMIX	TR-TR	01:17	♁35	05:17	♁35 02:
	□	♄	10JUN31	03:12	PMIX	TR-TR	01:22	♁09	05:22	♁09R 11:
	□	♄	21JUL31	03:33	AMIX	TR-TR	01:19	♁22R	11:19	♁22 02:
	□	♄	10OCT31	03:12	PMIX	TR-TR	01:17	♁25	06:17	♁25R 02:
	□	♄	16OCT31	07:36	PMIX	TR-TR	01:17	♁10	11:17	♁10R 02:
	△	♄	15FEB32	03:15	PMIX	TR-TR	01:16	♁34R	06:16	♁34 02:
	△	♄	09JUL32	09:34	AMIX	TR-TR	01:23	♁14	06:23	♁14 02:
	△	♄	25OCT33	08:36	PMIX	TR-TR	01:09	♁50	07:09	♁50 12:

Mercury Combust
Natural Harmonic effecting
the grain and soybean
market.



		DATE	TIME	TYPE	JOB	#	PUB.	TIME	SEC.
☽	---	21SEP86	10:23	PM	L:TR-TR	01	11	50	09
☽	---	06NOV86	09:26	PM	E:TR-TR	01	27	23R	11
☽	---	12NOV86	11:17	PM	X:TR-TR	01	20	29R	11
☽	---	19NOV86	07:22	AM	L:TR-TR	01	13	52R	12
☽	---	19DEC86	11:25	PM	E:TR-TR	01	14	59	01
☽	---	12JAN87	12:07	PM	X:TR-TR	01	21	57	02
☽	---	31JAN87	10:09	AM	L:TR-TR	01	24	12	02
☽	---	20FEB87	05:15	AM	E:TR-TR	01	14	14R	03
☽	---	27FEB87	12:43	PM	X:TR-TR	01	08	36R	03
☽	---	06MAR87	04:05	AM	L:TR-TR	01	02	15R	03
☽	---	25APR87	04:06	AM	E:TR-TR	01	21	38	05
☽	---	07MAY87	05:25	AM	X:TR-TR	01	16	21	05
☽	---	18MAY87	11:11	AM	L:TR-TR	01	10	12	06
☽	---	25JUN87	01:26	AM	E:TR-TR	01	16	11R	07
☽	---	03JUL87	11:04	PM	X:TR-TR	01	11	41R	07
☽	---	13JUL87	06:26	AM	L:TR-TR	01	07	33R	08
☽	---	07AUG87	03:13	PM	E:TR-TR	01	01	47	08
☽	---	20AUG87	00:30	AM	X:TR-TR	01	26	41	09
☽	---	03SEP87	03:25	PM	L:TR-TR	01	23	48	09
☽	---	21OCT87	10:08	PM	E:TR-TR	01	11	11R	10
☽	---	28OCT87	02:51	AM	X:TR-TR	01	04	21R	11
☽	---	03NOV87	05:18	PM	L:TR-TR	01	27	57R	11
☽	---	29NOV87	07:40	AM	E:TR-TR	01	23	45	12
☽	---	23DEC87	02:53	AM	X:TR-TR	01	00	56	01
☽	---	13JAN88	11:41	AM	L:TR-TR	01	05	43	02
☽	---	04FEB88	02:06	AM	E:TR-TR	01	27	41R	02
☽	---	10FEB88	11:25	PM	X:TR-TR	01	21	39R	03
☽	---	17FEB88	07:04	AM	L:TR-TR	01	15	03R	03
☽	---	07APR88	01:38	PM	E:TR-TR	01	05	09	04
☽	---	20APR88	10:14	AM	X:TR-TR	01	00	45	05
☽	---	02MAY88	00:03	AM	L:TR-TR	01	25	01	05
☽	---	03JUN88	03:52	PM	E:TR-TR	01	26	28R	06
☽	---	12JUN88	10:56	PM	X:TR-TR	01	22	22R	07
☽	---	22JUN88	09:11	AM	L:TR-TR	01	18	22R	07
☽	---	22JUL88	04:32	AM	E:TR-TR	01	16	47	08
☽	---	02AUG88	10:30	PM	X:TR-TR	01	11	01	08
☽	---	16AUG88	05:24	AM	L:TR-TR	01	06	46	09
☽	---	04OCT88	04:11	PM	E:TR-TR	01	24	51R	10
☽	---	11OCT88	01:34	AM	X:TR-TR	01	18	10R	10
☽	---	17OCT88	11:48	PM	L:TR-TR	01	12	02R	10
☽	---	08NOV88	09:12	PM	E:TR-TR	01	03	54	11
☽	---	01DEC88	04:24	AM	X:TR-TR	01	09	25	12
☽	---	24DEC88	11:44	AM	L:TR-TR	01	16	06	01
☽	---	18JAN89	06:01	AM	E:TR-TR	01	11	20R	02
☽	---	24JAN89	07:12	PM	X:TR-TR	01	05	00R	02
☽	---	30JAN89	09:49	PM	L:TR-TR	01	28	13R	02
☽	---	21MAR89	08:29	AM	E:TR-TR	01	17	55	03
☽	---	04APR89	08:37	AM	X:TR-TR	01	14	45	04
☽	---	16APR89	11:48	AM	L:TR-TR	01	09	40	04
☽	---	14MAY89	07:39	AM	E:TR-TR	01	06	41R	06

Mercury Combust

Natural Harmonic effecting
the grain and soybean
market.



			DATE	TIME	TYPE	JOB					
♀	----	α	06JAN84	02:18	AM	L:TR-TR	01:02	1509R	01:15	1509	02:
♀	----	α	20FEB84	07:20	PM	E:TR-TR	01:18	33	03:01	33	03:
♀	----	α	08MAR84	12:33	PM	X:TR-TR	01:18	20	03:18	20	03:
♀	----	α	22MAR84	01:46	AM	L:TR-TR	01:14	50	04:01	50	03:
♀	----	α	13APR84	03:05	AM	E:TR-TR	01:06	35R	05:23	35	04:
♀	----	α	21APR84	11:51	PM	X:TR-TR	01:02	15R	05:02	15	05:
♀	----	α	30APR84	06:54	AM	L:TR-TR	01:27	19R	04:10	19	05:
♀	----	α	11JUN84	06:32	PM	E:TR-TR	01:08	11	06:21	11	07:
♀	----	α	22JUN84	09:25	PM	X:TR-TR	01:01	48	07:01	48	07:
♀	----	α	04JUL84	07:45	AM	L:TR-TR	01:25	42	08:12	42	08:
♀	----	α	21AUG84	02:44	AM	E:TR-TR	01:11	25R	09:28	25	09:
♀	----	α	28AUG84	09:33	AM	X:TR-TR	01:05	27R	09:05	27	09:
♀	----	α	05SEP84	09:47	AM	L:TR-TR	01:00	12R	09:13	12	09:
♀	----	α	24SEP84	05:36	AM	E:TR-TR	01:18	33	09:01	33	09:
♀	----	α	10OCT84	12:37	PM	X:TR-TR	01:17	35	10:17	35	10:
♀	----	α	31OCT84	04:45	PM	L:TR-TR	01:21	39	11:08	39	11:
♀	----	α	08DEC84	07:39	AM	E:TR-TR	01:29	37R	01:16	37	01:
♀	----	α	14DEC84	09:31	AM	X:TR-TR	01:22	48R	01:22	48	01:
♀	----	α	20DEC84	10:02	AM	L:TR-TR	01:15	55R	01:28	55	01:
♀	----	α	31JAN85	01:15	AM	E:TR-TR	01:28	19	02:11	19	02:
♀	----	α	19FEB85	02:50	AM	X:TR-TR	01:00	37	03:00	37	03:
♀	----	α	06MAR85	00:23	AM	L:TR-TR	01:28	35	03:15	35	03:
♀	----	α	26MAR85	00:54	AM	E:TR-TR	01:18	31R	04:05	31	03:
♀	----	α	03APR85	09:06	AM	X:TR-TR	01:13	46R	04:13	46	04:
♀	----	α	11APR85	00:36	AM	L:TR-TR	01:08	17R	03:21	17	04:
♀	----	α	27MAY85	03:51	AM	E:TR-TR	01:23	01	06:06	01	06:
♀	----	α	07JUN85	09:11	AM	X:TR-TR	01:16	46	07:16	46	07:
♀	----	α	18JUN85	01:09	PM	L:TR-TR	01:10	26	07:27	26	07:
♀	----	α	02AUG85	10:21	PM	E:TR-TR	01:23	44R	09:10	44	08:
♀	----	α	10AUG85	05:09	PM	X:TR-TR	01:18	12R	09:18	12	09:
♀	----	α	19AUG85	04:55	AM	L:TR-TR	01:13	22R	08:26	22	09:
♀	----	α	08SEP85	00:48	AM	E:TR-TR	01:02	31	09:15	31	09:
♀	----	α	22SEP85	02:50	PM	X:TR-TR	01:29	45	09:29	45	09:
♀	----	α	11OCT85	06:57	AM	L:TR-TR	01:01	07	11:18	07	10:
♀	----	α	22NOV85	04:07	PM	E:TR-TR	01:13	31R	12:00	31	12:
♀	----	α	28NOV85	04:58	PM	X:TR-TR	01:06	37R	12:06	37	12:
♀	----	α	04DEC85	08:15	PM	L:TR-TR	01:29	50R	12:12	50	12:
♀	----	α	10JAN86	05:24	AM	E:TR-TR	01:06	53	01:19	53	02:
♀	----	α	31JAN86	08:12	PM	X:TR-TR	01:11	52	02:11	52	02:
♀	----	α	17FEB86	12:36	PM	L:TR-TR	01:11	46	03:28	46	03:
♀	----	α	08MAR86	07:18	PM	E:TR-TR	01:01	08R	03:18	08	03:
♀	----	α	16MAR86	02:36	PM	X:TR-TR	01:27	41	04:27	41	04:
♀	----	α	23MAR86	04:35	PM	L:TR-TR	01:19	57R	03:02	57	03:
♀	----	α	11MAY86	07:48	AM	E:TR-TR	01:07	32	05:20	32	05:
♀	----	α	22MAY86	08:25	PM	X:TR-TR	01:01	38	06:01	38	06:
♀	----	α	02JUN86	10:55	PM	L:TR-TR	01:25	18	07:12	18	06:
♀	----	α	14JUL86	09:51	PM	E:TR-TR	01:05	21R	08:22	21	08:
♀	----	α	23JUL86	06:11	AM	X:TR-TR	01:00	19R	08:00	19	08:
♀	----	α	01AUG86	05:01	AM	L:TR-TR	01:25	52R	08:08	52	08:
♀	----	α	23AUG86	05:07	AM	E:TR-TR	01:16	59	08:29	59	09:
♀	----	α	05SEP86	12:33	PM	X:TR-TR	01:12	51	09:12	51	09:

Mercury Combust
Natural Harmonic effecting
the grain and soybean
market.



		DATE	TIME	IE	X	JOB						
☉	----	23MAY89	04:37	PMIX	TR-TR	01:02	II	43R	06:02	II	43	06:
☉	----	01JUN89	09:19	PMIL	TR-TR	01:28	II	32R	06:11	II	32	06:
☉	----	06JUL89	06:59	PMIE	TR-TR	01:01	II	52	07:14	II	52	08:
☉	----	18JUL89	03:18	AMIX	TR-TR	01:25	II	41	08:25	II	41	08:
☉	----	30JUL89	11:16	AMIL	TR-TR	01:20	II	28	09:07	II	28	08:
☉	----	18SEP89	01:10	AMIE	TR-TR	01:08	II	19R	09:25	II	19	09:
☉	----	24SEP89	05:11	PMIX	TR-TR	01:01	II	50R	09:01	II	50	09:
☉	----	02OCT89	00:43	AMIL	TR-TR	01:26	II	01R	09:09	II	01	10:
☉	----	21OCT89	04:33	PMIE	TR-TR	01:15	II	28	10:28	II	28	10:
☉	----	10NOV89	01:57	PMIX	TR-TR	01:18	II	22	11:18	II	22	11:
☉	----	04DEC89	08:22	AMIL	TR-TR	01:25	II	23	01:12	II	23	12:

T. Bonds

PTUNE, GEO EST VENUS

			DATE	TIME	IE	JOB #	P1 POS.	P2 HS	P3 POS.	P4 HS	
#	-----	☐	25JAN84	106:24	PM	X	TR-TR	01	00	1314	10
#	-----	*	15MAR84	109:35	AM	X	TR-TR	01	01	1320	10
#	-----	☐	08APR84	106:48	PM	X	TR-TR	01	01	1325	10
#	-----	△	02MAY84	110:57	PM	X	TR-TR	01	01	1311	10
#	-----	☐	19JUN84	109:26	PM	X	TR-TR	01	00	1305	10
#	-----	△	06AUG84	106:17	PM	X	TR-TR	01	28	1357	10
#	-----	☐	30AUG84	110:24	PM	X	TR-TR	01	28	1341	10
#	-----	*	24SEP84	109:56	AM	X	TR-TR	01	28	1343	10
#	-----	☐	13NOV84	101:56	PM	X	TR-TR	01	29	1345	10
#	-----	*	05JAN85	101:31	PM	X	TR-TR	01	01	1340	10
#	-----	☐	05FEB85	103:04	AM	X	TR-TR	01	02	1342	10
#	-----	△	09JUN85	100:36	AM	X	TR-TR	01	02	1338	10
#	-----	☐	03AUG85	106:32	AM	X	TR-TR	01	01	1315	10
#	-----	△	22SEP85	103:16	PM	X	TR-TR	01	00	1353	10
#	-----	☐	17OCT85	107:03	AM	X	TR-TR	01	01	1311	10
#	-----	*	10NOV85	108:23	PM	X	TR-TR	01	01	1347	10
#	-----	☐	29DEC85	111:27	PM	X	TR-TR	01	03	1331	10
#	-----	*	17FEB86	100:58	AM	X	TR-TR	01	05	1309	10
#	-----	☐	13MAR86	111:21	AM	X	TR-TR	01	05	1338	10
#	-----	△	06APR86	108:31	PM	X	TR-TR	01	05	1349	10
#	-----	☐	25MAY86	105:25	PM	X	TR-TR	01	05	1314	10
#	-----	△	14JUL86	110:45	PM	X	TR-TR	01	03	1356	10
#	-----	☐	10AUG86	108:00	PM	X	TR-TR	01	03	1321	10
#	-----	*	10SEP86	107:12	PM	X	TR-TR	01	03	1303	10
#	-----	☐	11FEB87	106:29	AM	X	TR-TR	01	07	1307	10
#	-----	*	04APR87	103:47	AM	X	TR-TR	01	08	1300	10
#	-----	☐	29APR87	100:26	AM	X	TR-TR	01	07	1354	10
#	-----	△	23MAY87	111:57	AM	X	TR-TR	01	07	1331	10
#	-----	☐	10JUL87	106:29	PM	X	TR-TR	01	06	1318	10
#	-----	△	27AUG87	104:32	PM	X	TR-TR	01	05	1321	10
#	-----	☐	20SEP87	106:16	PM	X	TR-TR	01	05	1314	10
#	-----	*	15OCT87	100:49	AM	X	TR-TR	01	05	1327	10
#	-----	☐	03DEC87	107:01	AM	X	TR-TR	01	06	1344	10

Jupiter Uranus
Natural Harmonic in the Stock Market.

			DATE	TIME	EX	JOB			
#	-----*	#	28SEP57	04:26	AM	X:TR-TR			
#	-----□	#	24NOV58	06:23	AM	X:TR-TR	01:16	11:22	08:16 11:22R 06:
#	-----△	#	08JAN60	01:04	AM	X:TR-TR	01:20	11:18	10:20 11:18R 06:
#	-----∞	#	14MAR62	07:00	AM	X:TR-TR	01:27	11:27	12:27 11:27R 06:
#	-----∞	#	08OCT62	09:03	AM	X:TR-TR	01:03	11:33R	01:03 11:33 07:
#	-----∞	#	07DEC62	06:11	AM	X:TR-TR	01:05	11:18	01:05 11:18 07:
#	-----△	#	06MAY64	08:33	PM	X:TR-TR	01:05	11:56	02:05 11:56R 07:
#	-----□	#	08JUN65	04:32	PM	X:TR-TR	01:10	11:54	03:10 11:54 07:
#	-----*	#	22JUL66	07:03	PM	X:TR-TR	01:17	12:00	05:17 12:00 07:
#	-----∞	#	11DEC68	09:58	AM	X:TR-TR	01:03	12:39	07:03 12:39 07:
#	-----∞	#	11MAR69	02:32	PM	X:TR-TR	01:02	12:27R	07:02 12:27R 07:
#	-----∞	#	20JUL69	03:01	AM	X:TR-TR	01:00	12:40	07:00 12:40 07:
#	-----*	#	09DEC71	10:47	PM	X:TR-TR	01:17	12:26	10:17 12:26 08:
#	-----□	#	23JAN73	05:53	AM	X:TR-TR	01:23	12:03	11:23 12:03 08:
#	-----△	#	25FEB74	05:03	PM	X:TR-TR	01:27	12:30	12:27 12:30R 08:
#	-----∞	#	18APR76	05:15	AM	X:TR-TR	01:05	12:24	02:05 12:24R 08:
#	-----△	#	17JUN78	04:52	PM	X:TR-TR	01:12	12:47	05:12 12:47R 08:
#	-----□	#	29JUL79	11:05	PM	X:TR-TR	01:16	12:56	06:16 12:56 08:
#	-----*	#	22SEP80	06:22	AM	X:TR-TR	01:22	12:43	07:22 12:43 09:
#	-----∞	#	18FEB83	05:41	PM	X:TR-TR	01:08	12:52	09:08 12:52 09:
#	-----∞	#	14MAY83	03:36	PM	X:TR-TR	01:07	12:41R	09:07 12:41R 09:
#	-----∞	#	25SEP83	08:53	AM	X:TR-TR	01:05	12:49	09:05 12:49 09:
#	-----*	#	21MAY85	10:02	AM	X:TR-TR	01:16	12:39	12:16 12:39R 10:
#	-----*	#	14JUL85	04:32	PM	X:TR-TR	01:14	12:34R	12:14 12:34R 09:
#	-----*	#	08JAN86	01:11	PM	X:TR-TR	01:19	12:56	12:19 12:56 10:
#	-----□	#	04JUN86	07:08	PM	X:TR-TR	01:20	12:39	01:20 12:39R 10:
#	-----□	#	06SEP86	02:59	PM	X:TR-TR	01:18	12:24R	01:18 12:24 10:
#	-----□	#	12FEB87	02:55	AM	X:TR-TR	01:25	12:45	01:25 12:45 10:
#	-----△	#	21JUN87	11:47	AM	X:TR-TR	01:24	12:31	02:24 12:31R 10:
#	-----△	#	24OCT87	08:16	AM	X:TR-TR	01:23	12:52R	02:23 12:52 10:
#	-----△	#	12MAR88	07:14	AM	X:TR-TR	01:00	12:49	02:00 12:49 10:
#	-----∞	#	08AUG89	02:15	PM	X:TR-TR	01:01	12:45	04:01 12:45R 10:
#	-----∞	#	29DEC89	00:54	AM	X:TR-TR	01:05	12:35R	05:05 12:35 11:
#	-----∞	#	13MAY90	02:28	PM	X:TR-TR	01:09	12:13	05:09 12:13R 11:
#	-----△	#	11NOV91	05:48	AM	X:TR-TR	01:11	12:00	07:11 12:00 11:
#	-----△	#	12JAN92	08:18	AM	X:TR-TR	01:14	12:22R	07:14 12:22 11:
#	-----△	#	31JUL92	02:47	PM	X:TR-TR	01:15	12:06	07:15 12:06R 11:

Retrograde		
Uranus-Saturn effects stocks		
Jupiter effects stocks		
Neptune effects bonds		
Pluto effects gold		

	DATE	TIME	PL	TR	STOCKS	BONDS	GOLD
h-----SR	06JAN80	03:50	PM	X:TR-TR			
E-----SR	24JAN80	08:06	AM	X:TR-TR			
H-----SR	29FEB80	00:34	AM	X:TR-TR	01:25 m34	09:25 m34	09:
ψ-----SR	24MAR80	07:57	AM	X:TR-TR	01:22 ⚡41	10:22 ⚡41	10:
ψ-----SD	26APR80	02:19	AM	X:TR-TR	01:00 m14	06:00 m14	06:
h-----SD	22MAY80	04:58	AM	X:TR-TR	01:20 m12	07:20 m12	07:
E-----SD	28JUN80	11:58	AM	X:TR-TR	01:18 ⚡58	08:18 ⚡58	08:
H-----SD	30JUL80	03:15	AM	X:TR-TR	01:21 m30	09:21 m30	09:
ψ-----SD	31AUG80	02:18	PM	X:TR-TR	01:19 ⚡54	10:19 ⚡54	10:
h-----SR	18JAN81	11:01	AM	X:TR-TR	01:09 ⚡47	07:09 ⚡47	07:
ψ-----SR	24JAN81	01:06	PM	X:TR-TR	01:10 ⚡23	07:10 ⚡23	07:
E-----SR	26JAN81	03:38	AM	X:TR-TR	01:24 ⚡21	08:24 ⚡21	08:
H-----SR	04MAR81	05:40	PM	X:TR-TR	01:00 ⚡07	09:00 ⚡07	09:
ψ-----SR	26MAR81	09:31	PM	X:TR-TR	01:24 ⚡52	10:24 ⚡52	10:
ψ-----SD	27MAY81	01:19	PM	X:TR-TR	01:00 ⚡27	07:00 ⚡27	07:
h-----SD	04JUN81	08:44	PM	X:TR-TR	01:03 ⚡00	07:03 ⚡00	07:
E-----SD	01JUL81	09:40	AM	X:TR-TR	01:21 ⚡32	08:21 ⚡32	08:
H-----SD	04AUG81	03:27	AM	X:TR-TR	01:26 m03	09:26 m03	09:
ψ-----SD	03SEP81	00:54	AM	X:TR-TR	01:22 ⚡05	10:22 ⚡05	10:
E-----SR	29JAN82	01:17	AM	X:TR-TR	01:26 ⚡56	08:26 ⚡56	08:
h-----SR	30JAN82	11:01	PM	X:TR-TR	01:22 ⚡15	08:22 ⚡15	08:
ψ-----SR	23FEB82	11:28	PM	X:TR-TR	01:10 m20	08:10 m20	08:
H-----SR	09MAR82	02:11	PM	X:TR-TR	01:04 ⚡38	09:04 ⚡38	09:
ψ-----SR	29MAR82	06:54	AM	X:TR-TR	01:27 ⚡03	10:27 ⚡03	10:
h-----SD	18JUN82	05:24	AM	X:TR-TR	01:15 ⚡30	08:15 ⚡30	08:
ψ-----SD	27JUN82	12:15	PM	X:TR-TR	01:00 m26	08:00 m26	08:
E-----SD	04JUL82	04:29	AM	X:TR-TR	01:24 ⚡07	08:24 ⚡07	08:
H-----SD	09AUG82	00:52	AM	X:TR-TR	01:00 ⚡35	09:00 ⚡35	09:
ψ-----SD	05SEP82	12:49	PM	X:TR-TR	01:24 ⚡17	10:24 ⚡17	10:
E-----SR	31JAN83	08:52	PM	X:TR-TR	01:29 ⚡32	08:29 ⚡32	08:
h-----SR	12FEB83	04:59	AM	X:TR-TR	01:04 m26	08:04 m26	08:
H-----SR	14MAR83	05:36	AM	X:TR-TR	01:09 ⚡07	09:09 ⚡07	09:
ψ-----SR	27MAR83	07:44	PM	X:TR-TR	01:10 ⚡55	09:10 ⚡55	09:
ψ-----SR	31MAR83	08:06	PM	X:TR-TR	01:29 ⚡14	10:29 ⚡14	10:
h-----SD	01JUL83	06:23	AM	X:TR-TR	01:27 ⚡43	08:27 ⚡43	08:
E-----SD	07JUL83	04:06	AM	X:TR-TR	01:26 ⚡43	08:26 ⚡43	08:
ψ-----SD	29JUL83	00:32	AM	X:TR-TR	01:01 ⚡04	09:01 ⚡04	09:
H-----SD	14AUG83	00:15	AM	X:TR-TR	01:05 ⚡04	09:05 ⚡04	09:
ψ-----SD	08SEP83	00:21	AM	X:TR-TR	01:26 ⚡28	10:26 ⚡28	10:
E-----SR	03FEB84	06:54	PM	X:TR-TR	01:02 m08	08:02 m08	08:
h-----SR	24FEB84	06:47	AM	X:TR-TR	01:16 m23	08:16 m23	08:
H-----SR	17MAR84	11:49	PM	X:TR-TR	01:13 ⚡34	09:13 ⚡34	09:
ψ-----SR	02APR84	05:44	AM	X:TR-TR	01:01 ⚡26	10:01 ⚡26	10:
ψ-----SR	29APR84	12:06	PM	X:TR-TR	01:12 ⚡58	11:12 ⚡58	11:
E-----SD	08JUL84	11:54	PM	X:TR-TR	01:29 ⚡19	08:29 ⚡19	08:
h-----SD	13JUL84	00:07	AM	X:TR-TR	01:09 m42	08:09 m42	08:
H-----SD	17AUG84	08:48	PM	X:TR-TR	01:09 ⚡32	09:09 ⚡32	09:
ψ-----SD	29AUG84	06:09	PM	X:TR-TR	01:03 ⚡08	10:03 ⚡08	10:
ψ-----SD	09SEP84	11:32	AM	X:TR-TR	01:28 ⚡39	10:28 ⚡39	10:
E-----SR	05FEB85	02:08	PM	X:TR-TR	01:04 m45	08:04 m45	08:
h-----SR	07MAR85	06:14	AM	X:TR-TR	01:28 m08	09:28 m08	09:

Mars-Saturn
Natural Harmonic in the Live Cattle Market

			DATE	TIME	LEI	EX	JOB			
♂-----♂	♂	♂	23JUN80	09:58	PM	X	TR-TR			
♂-----*	♂	♂	16OCT80	08:58	AM	X	TR-TR	01:03	♂05	09:03
♂-----□	♂	♂	02DEC80	04:15	AM	X	TR-TR	01:07	♂51	11:07
♂-----△	♂	♂	12JAN81	02:58	AM	X	TR-TR	01:09	♂45	12:09
♂-----♂	♂	♂	25MAR81	08:41	AM	X	TR-TR	01:06	♂34	01:06
♂-----△	♂	♂	09JUN81	05:52	AM	X	TR-TR	01:03	♂01	03:03
♂-----□	♂	♂	25JUL81	04:31	PM	X	TR-TR	01:05	♂04	04:05
♂-----*	♂	♂	18SEP81	11:57	PM	X	TR-TR	01:10	♂46	06:10
♂-----♂	♂	♂	07JUL82	01:09	AM	X	TR-TR	01:15	♂47	08:15
♂-----*	♂	♂	26OCT82	12:37	PM	X	TR-TR	01:26	♂07	10:26
♂-----□	♂	♂	11DEC82	03:34	PM	X	TR-TR	01:01	♂14	11:01
♂-----△	♂	♂	22JAN83	12:18	PM	X	TR-TR	01:04	♂04	12:04
♂-----♂	♂	♂	08APR83	05:48	AM	X	TR-TR	01:02	♂08	02:02
♂-----△	♂	♂	25JUN83	05:58	PM	X	TR-TR	01:27	♂45	04:27
♂-----□	♂	♂	12AUG83	03:21	AM	X	TR-TR	01:29	♂07	05:29
♂-----*	♂	♂	06OCT83	07:56	PM	X	TR-TR	01:04	♂22	06:04
♂-----♂	♂	♂	14FEB84	05:46	PM	X	TR-TR	01:16	♂18	08:16
♂-----*	♂	♂	29OCT84	07:12	PM	X	TR-TR	01:17	♂36	11:17
♂-----□	♂	♂	16DEC84	01:42	AM	X	TR-TR	01:23	♂08	12:23
♂-----△	♂	♂	29JAN85	12:40	PM	X	TR-TR	01:27	♂00	01:27
♂-----♂	♂	♂	21APR85	05:53	AM	X	TR-TR	01:26	♂34	03:26
♂-----△	♂	♂	12JUL85	01:02	AM	X	TR-TR	01:21	♂37	05:21
♂-----□	♂	♂	28AUG85	09:39	PM	X	TR-TR	01:22	♂24	06:22
♂-----*	♂	♂	22OCT85	07:44	PM	X	TR-TR	01:27	♂07	07:27
♂-----♂	♂	♂	17FEB86	09:58	AM	X	TR-TR	01:08	♂58	09:08
♂-----*	♂	♂	21OCT86	12:08	PM	X	TR-TR	01:07	♂16	12:07
♂-----□	♂	♂	15DEC86	03:50	PM	X	TR-TR	01:13	♂32	01:13
♂-----△	♂	♂	04FEB87	05:04	AM	X	TR-TR	01:18	♂47	02:18
♂-----♂	♂	♂	05MAY87	08:42	PM	X	TR-TR	01:20	♂09	04:20
♂-----△	♂	♂	29JUL87	07:31	PM	X	TR-TR	01:14	♂52	06:14
♂-----□	♂	♂	15SEP87	08:54	AM	X	TR-TR	01:15	♂08	07:15
♂-----*	♂	♂	07NOV87	09:05	AM	X	TR-TR	01:19	♂13	08:19
♂-----♂	♂	♂	23FEB88	08:00	AM	X	TR-TR	01:00	♂45	10:00
♂-----*	♂	♂	23MAY88	09:50	PM	X	TR-TR	01:01	♂09	12:01
♂-----□	♂	♂	09JUL88	04:38	AM	X	TR-TR	01:27	♂54	01:27
♂-----△	♂	♂	04FEB89	08:59	PM	X	TR-TR	01:09	♂32	02:09
♂-----♂	♂	♂	20MAY89	12:05	PM	X	TR-TR	01:13	♂19	05:13
♂-----△	♂	♂	15AUG89	06:46	PM	X	TR-TR	01:07	♂51	07:07
♂-----□	♂	♂	01OCT89	03:37	AM	X	TR-TR	01:07	♂38	07:07
♂-----*	♂	♂	20NOV89	09:13	AM	X	TR-TR	01:11	♂02	08:11
♂-----♂	♂	♂	28FEB90	06:15	PM	X	TR-TR	01:22	♂07	11:22
♂-----*	♂	♂	24MAY90	08:08	AM	X	TR-TR	01:25	♂02	01:25
♂-----□	♂	♂	02JUL90	02:13	AM	X	TR-TR	01:22	♂56	02:22
♂-----△	♂	♂	12AUG90	09:42	PM	X	TR-TR	01:20	♂00	02:20
♂-----♂	♂	♂	06JUN91	08:56	AM	X	TR-TR	01:06	♂31	06:06
♂-----△	♂	♂	02SEP91	03:40	PM	X	TR-TR	01:01	♂01	07:01
♂-----□	♂	♂	17OCT91	01:20	AM	X	TR-TR	01:00	♂19	08:00
♂-----*	♂	♂	03DEC91	01:01	AM	X	TR-TR	01:02	♂57	09:02

**Mercury Retrograde or
Direct**

**Natural Harmonic in Grains
and Soybeans.**

	DATE	TIME	(E) (X)	JO:							
☿	----SD	10JAN84	10:40	PM	X	TR-TR	01:00	1823	02:00	1823	021
☿	----SR	11APR84	02:59	PM	X	TR-TR	01:06	842	05:06	842	051
☿	----SD	05MAY84	09:09	AM	X	TR-TR	01:26	918	05:26	918	051
☿	----SR	14AUG84	02:17	PM	X	TR-TR	01:13	m24	09:13	m24	091
☿	----SD	06SEP84	10:34	PM	X	TR-TR	01:00	m02	09:00	m02	091
☿	----SR	04DEC84	03:46	PM	X	TR-TR	01:00	1849	02:00	1849	021
☿	----SD	24DEC84	01:18	PM	X	TR-TR	01:14	830	01:14	830	011
☿	----SR	24MAR85	04:56	PM	X	TR-TR	01:18	939	05:18	939	051
☿	----SD	16APR85	11:56	PM	X	TR-TR	01:06	943	04:06	943	041
☿	----SR	27JUL85	07:26	PM	X	TR-TR	01:25	819	09:25	819	091
☿	----SD	20AUG85	05:35	PM	X	TR-TR	01:13	813	09:13	813	091
☿	----SR	18NOV85	10:33	AM	X	TR-TR	01:15	800	01:15	800	011
☿	----SD	08DEC85	06:50	AM	X	TR-TR	01:28	m46	12:28	m46	121
☿	----SR	07MAR86	09:40	AM	X	TR-TR	01:01	919	04:01	919	041
☿	----SD	30MAR86	03:23	AM	X	TR-TR	01:17	856	03:17	856	031
☿	----SR	09JUL86	03:19	PM	X	TR-TR	01:06	825	09:06	825	091
☿	----SD	02AUG86	07:31	PM	X	TR-TR	01:25	844	08:25	844	081
☿	----SR	02NOV86	01:27	AM	X	TR-TR	01:29	m10	12:29	m10	121
☿	----SD	22NOV86	02:54	AM	X	TR-TR	01:13	m05	12:13	m05	121
☿	----SR	18FEB87	01:05	PM	X	TR-TR	01:14	830	03:14	830	031
☿	----SD	12MAR87	04:35	PM	X	TR-TR	01:29	857	03:29	857	031
☿	----SR	20JUN87	10:40	PM	X	TR-TR	01:16	849	08:16	849	081
☿	----SD	15JUL87	02:43	AM	X	TR-TR	01:07	824	08:07	824	081
☿	----SR	16OCT87	11:31	AM	X	TR-TR	01:13	m13	12:13	m13	121
☿	----SD	06NOV87	00:55	AM	X	TR-TR	01:27	824	11:27	824	111
☿	----SR	02FEB88	01:22	AM	X	TR-TR	01:28	804	03:28	804	031
☿	----SD	23FEB88	01:22	PM	X	TR-TR	01:12	841	03:12	841	031
☿	----SR	31MAY88	04:43	PM	X	TR-TR	01:26	II47	07:26	II47	071
☿	----SD	24JUN88	05:58	PM	X	TR-TR	01:18	II09	07:18	II09	071
☿	----SR	28SEP88	04:15	PM	X	TR-TR	01:27	804	11:27	804	111
☿	----SD	19OCT88	10:56	PM	X	TR-TR	01:11	839	10:11	839	101
☿	----SR	15JAN89	07:49	PM	X	TR-TR	01:11	854	03:11	854	031
☿	----SD	05FEB89	04:54	PM	X	TR-TR	01:25	1859	02:25	1859	021
☿	----SR	12MAY89	05:14	AM	X	TR-TR	01:06	II51	07:06	II51	071
☿	----SD	05JUN89	02:59	AM	X	TR-TR	01:28	809	06:28	809	061
☿	----SR	11SEP89	03:32	PM	X	TR-TR	01:10	834	10:10	834	101
☿	----SD	03OCT89	05:52	PM	X	TR-TR	01:25	m45	10:25	m45	101
☿	----SR	30DEC89	05:26	PM	X	TR-TR	01:25	1854	02:25	1854	021

	DATE	TIME	(E) (X)	JOB	#	P1 POS.	P2 HS	P3 POS.	HS
♂	02FEB86	01:28	AM	X	TR-TR	01:00 ♀00	01:00 ♀00	01:00	01:00
♂	27MAR86	10:44	PM	X	TR-TR	01:00 ♀00	02:00 ♀00	02:00	02:00
♂	08OCT86	07:58	PM	X	TR-TR	01:00 ♀00	03:00 ♀00	03:00	03:00
♂	25NOV86	09:35	PM	X	TR-TR	01:00 ♀00	03:00 ♀00	03:00	03:00
♂	08JAN87	07:24	AM	X	TR-TR	01:00 ♀00	04:00 ♀00	04:00	04:00
♂	20FEB87	09:45	AM	X	TR-TR	01:00 ♀00	06:00 ♀00	06:00	06:00
♂	05APR87	11:38	AM	X	TR-TR	01:00 ♀00	07:00 ♀00	07:00	07:00
♂	20MAY87	10:00	PM	X	TR-TR	01:00 ♀00	08:00 ♀00	08:00	08:00
♂	06JUL87	11:49	AM	X	TR-TR	01:00 ♀00	09:00 ♀00	09:00	09:00
♂	22AUG87	10:53	PM	X	TR-TR	01:00 ♀00	09:00 ♀00	09:00	09:00
♂	08OCT87	10:27	PM	X	TR-TR	01:00 ♀00	10:00 ♀00	10:00	10:00
♂	23NOV87	10:22	PM	X	TR-TR	01:00 ♀00	12:00 ♀00	12:00	12:00
♂	08JAN88	10:25	AM	X	TR-TR	01:00 ♀00	01:00 ♀00	01:00	01:00
♂	22FEB88	10:17	AM	X	TR-TR	01:00 ♀00	02:00 ♀00	02:00	02:00
♂	06APR88	10:42	PM	X	TR-TR	01:00 ♀00	03:00 ♀00	03:00	03:00
♂	22MAY88	10:45	AM	X	TR-TR	01:00 ♀00	03:00 ♀00	03:00	03:00
♂	13JUL88	10:05	PM	X	TR-TR	01:00 ♀00	04:00 ♀00	04:00	04:00
♂	23OCT88	10:17	PM	X	TR-TR	01:00 ♀00	04:00 ♀00	04:00	04:00
♂	01NOV88	10:37	AM	X	TR-TR	01:00 ♀00	04:00 ♀00	04:00	04:00
♂	19JAN89	10:15	AM	X	TR-TR	01:00 ♀00	06:00 ♀00	06:00	06:00
♂	11MAR89	10:50	AM	X	TR-TR	01:00 ♀00	07:00 ♀00	07:00	07:00
♂	28APR89	11:39	PM	X	TR-TR	01:00 ♀00	08:00 ♀00	08:00	08:00
♂	16JUN89	10:12	AM	X	TR-TR	01:00 ♀00	09:00 ♀00	09:00	09:00
♂	03AUG89	10:36	AM	X	TR-TR	01:00 ♀00	09:00 ♀00	09:00	09:00
♂	19SEP89	10:39	AM	X	TR-TR	01:00 ♀00	10:00 ♀00	10:00	10:00
♂	04NOV89	10:32	AM	X	TR-TR	01:00 ♀00	12:00 ♀00	12:00	12:00
♂	17DEC89	11:56	PM	X	TR-TR	01:00 ♀00	01:00 ♀00	01:00	01:00
♂	29JAN90	10:12	AM	X	TR-TR	01:00 ♀00	02:00 ♀00	02:00	02:00
♂	11MAR90	10:54	AM	X	TR-TR	01:00 ♀00	03:00 ♀00	03:00	03:00
♂	20APR90	10:51	PM	X	TR-TR	01:00 ♀00	03:00 ♀00	03:00	03:00
♂	31MAY90	10:21	AM	X	TR-TR	01:00 ♀00	04:00 ♀00	04:00	04:00
♂	12JUL90	10:43	AM	X	TR-TR	01:00 ♀00	06:00 ♀00	06:00	06:00
♂	31AUG90	10:33	AM	X	TR-TR	01:00 ♀00	07:00 ♀00	07:00	07:00
♂	14DEC90	10:50	AM	X	TR-TR	01:00 ♀00	07:00 ♀00	07:00	07:00

Venus-Jupiter
Natural Harmonic in Gold.

	DATE	TIME	EL	JOB				
☾-----♁	26JAN84	08:30	PMIX	TR-TR	01:01	♁34	02:01	♁34 02:
☾-----♁	23MAR84	02:32	AMIX	TR-TR	01:10	♁51	03:10	♁51 02:
☾-----☐	17APR84	11:37	PMIX	TR-TR	01:12	♁45	04:12	♁45 02:
☾-----♁	12MAY84	07:55	AMIX	TR-TR	01:12	♁42	06:12	♁42R 02:
☾-----♁	26JUN84	04:30	PMIX	TR-TR	01:08	♁26	08:08	♁26R 02:
☾-----♁	10AUG84	02:49	PMIX	TR-TR	01:03	♁42	09:03	♁42R 02:
☾-----☐	03SEP84	01:55	PMIX	TR-TR	01:03	♁10	10:03	♁10 02:
☾-----♁	29SEP84	04:21	AMIX	TR-TR	01:04	♁33	11:04	♁33 02:
☾-----♁	24NOV84	09:16	PMIX	TR-TR	01:13	♁19	02:13	♁19 02:
☾-----♁	31JAN85	05:31	PMIX	TR-TR	01:28	♁41	04:28	♁41 02:
☾-----♁	07APR85	02:30	AMIX	TR-TR	01:11	♁58R	04:11	♁58 03:
☾-----♁	20MAY85	07:06	PMIX	TR-TR	01:16	♁37	05:16	♁37 03:
☾-----☐	23JUN85	03:26	AMIX	TR-TR	01:16	♁26	06:16	♁26R 03:
☾-----♁	19JUL85	00:40	AMIX	TR-TR	01:14	♁05	07:14	♁05R 03:
☾-----♁	04SEP85	01:25	AMIX	TR-TR	01:08	♁28	09:08	♁28R 03:
☾-----♁	22OCT85	01:48	PMIX	TR-TR	01:07	♁44	10:07	♁44 03:
☾-----☐	17NOV85	04:43	PMIX	TR-TR	01:10	♁22	12:10	♁22 03:
☾-----♁	15DEC85	04:07	AMIX	TR-TR	01:14	♁53	01:14	♁53 03:
☾-----♁	11FEB86	03:19	AMIX	TR-TR	01:27	♁46	03:27	♁46 03:
☾-----♁	11APR86	11:50	AMIX	TR-TR	01:11	♁31	06:11	♁31 03:
☾-----☐	10MAY86	03:55	PMIX	TR-TR	01:17	♁06	07:17	♁06 03:
☾-----♁	07JUN86	10:50	PMIX	TR-TR	01:20	♁59	08:20	♁59 04:
☾-----♁	31JUL86	11:27	AMIX	TR-TR	01:22	♁17R	10:22	♁17R 04:
☾-----♁	28SEP86	05:45	PMIX	TR-TR	01:15	♁34R	12:15	♁34R 03:
☾-----♁	04NOV86	05:56	PMIX	TR-TR	01:12	♁59R	12:12	♁59R 03:
☾-----♁	22DEC86	01:12	AMIX	TR-TR	01:16	♁05	12:16	♁05 03:
☾-----☐	29JAN87	08:44	AMIX	TR-TR	01:22	♁47	01:22	♁47 04:
☾-----♁	03MAR87	06:19	AMIX	TR-TR	01:00	♁10	02:00	♁10 04:
☾-----♁	04MAY87	11:11	PMIX	TR-TR	01:15	♁05	05:15	♁05 05:
☾-----♁	02JUL87	11:41	AMIX	TR-TR	01:26	♁10	07:26	♁10 05:
☾-----☐	29JUL87	06:05	AMIX	TR-TR	01:28	♁59	08:28	♁59 05:
☾-----♁	23AUG87	03:25	AMIX	TR-TR	01:29	♁43	09:29	♁43R 05:
☾-----♁	07OCT87	01:04	PMIX	TR-TR	01:26	♁07	11:26	♁07R 05:
☾-----♁	20NOV87	11:31	AMIX	TR-TR	01:20	♁49	01:20	♁49R 05:
☾-----☐	13DEC87	07:08	PMIX	TR-TR	01:19	♁46	02:19	♁46R 05:
☾-----♁	07JAN88	08:58	PMIX	TR-TR	01:20	♁43	03:20	♁43 05:
☾-----♁	05MAR88	05:22	PMIX	TR-TR	01:29	♁26	05:29	♁26 05:
☾-----♁	12SEP88	07:21	PMIX	TR-TR	01:05	♁54	09:05	♁54 07:
☾-----☐	09OCT88	07:31	AMIX	TR-TR	01:05	♁45	09:05	♁45R 07:
☾-----♁	01NOV88	09:14	PMIX	TR-TR	01:03	♁46	10:03	♁46R 07:
☾-----♁	16DEC88	00:39	AMIX	TR-TR	01:28	♁07	12:28	♁07R 06:
☾-----♁	31JAN89	01:40	PMIX	TR-TR	01:26	♁19	02:26	♁19 06:
☾-----☐	26FEB89	03:53	AMIX	TR-TR	01:28	♁20	03:28	♁20 06:
☾-----♁	25MAR89	10:24	AMIX	TR-TR	01:02	♁19	04:02	♁19 07:
☾-----♁	22MAY89	08:58	PMIX	TR-TR	01:14	♁31	07:14	♁31 07:
☾-----♁	22JUL89	09:44	AMIX	TR-TR	01:28	♁15	09:28	♁15 08:
☾-----☐	21AUG89	08:08	AMIX	TR-TR	01:04	♁07	10:04	♁07 08:
☾-----♁	19SEP89	02:19	PMIX	TR-TR	01:08	♁28	12:08	♁28 08:
☾-----♁	15NOV89	04:13	PMIX	TR-TR	01:10	♁21	02:10	♁21R 08:

Mars-Saturn
Mars-Uranus

Natural Harmonic effecting
the Treasury Bonds, Stock
Market and Currencies.

			DATE	TIME	TR	MO			
♂	-----△	♂	31MAR76	03:50	PM	X	TR-		
♂	-----♂	♂	12MAY76	09:49	AM	X	TR-		
♂	-----□	♂	23MAY76	08:12	AM	X	TR-TR	01:03	♂ 59 04:03
♂	-----□	♂	01JUL76	10:20	PM	X	TR-TR	01:03	♂ 04 04:03
♂	-----*	♂	11JUL76	05:44	PM	X	TR-TR	01:03	♂ 02 05:03
♂	-----*	♂	11SEP76	02:14	PM	X	TR-TR	01:12	♂ 00 06:12
♂	-----♂	♂	18OCT76	12:30	PM	X	TR-TR	01:06	♂ 44 07:06
♂	-----□	♂	01NOV76	06:46	AM	X	TR-TR	01:16	♂ 14 07:16
♂	-----△	♂	13DEC76	06:30	PM	X	TR-TR	01:16	♂ 38 08:16
♂	-----*	♂	15JAN77	10:46	PM	X	TR-TR	01:11	♂ 23 10:11
♂	-----□	♂	23FEB77	07:04	PM	X	TR-TR	01:11	♂ 45R 05:11
♂	-----♂	♂	24FEB77	09:51	AM	X	TR-TR	01:11	♂ 42 11:11
♂	-----□	♂		11:01	AM	X	TR-TR	01:11	♂ 45 11:11
♂	-----△	♂	02APR77	07:23	PM	X	TR-TR	01:10	♂ 52 12:10
♂	-----□	♂	22APR77	05:27	PM	X	TR-TR	01:10	♂ 05 05:10
♂	-----△	♂	11MAY77	11:09	AM	X	TR-TR	01:10	♂ 46 12:10
♂	-----♂	♂	16JUN77	07:05	PM	X	TR-TR	01:08	♂ 03 01:08
♂	-----□	♂	25JUN77	04:19	PM	X	TR-TR	01:14	♂ 32 01:14
♂	-----*	♂	17AUG77	01:20	PM	X	TR-TR	01:20	♂ 58 03:20
♂	-----△	♂	16SEP77	05:42	AM	X	TR-TR	01:09	♂ 17 04:09
♂	-----□	♂	13MAY78	10:04	PM	X	TR-TR	01:14	♂ 01 05:14
♂	-----♂	♂	04JUN78	05:14	PM	X	TR-TR	01:25	♂ 03 05:25
♂	-----*	♂	05JUL78	09:14	PM	X	TR-TR	01:12	♂ 25 06:12
♂	-----*	♂	01OCT78	11:37	PM	X	TR-TR	01:08	♂ 21 07:08
♂	-----♂	♂	11OCT78	02:05	PM	X	TR-TR	01:14	♂ 59 07:14
♂	-----□	♂	19NOV78	11:58	AM	X	TR-TR	01:12	♂ 49 08:12
♂	-----△	♂	30DEC78	06:05	PM	X	TR-TR	01:13	♂ 54 10:13
♂	-----*	♂	07JAN79	03:19	PM	X	TR-TR	01:20	♂ 00 10:20
♂	-----□	♂	16FEB79	04:48	AM	X	TR-TR	01:20	♂ 58 11:20
♂	-----♂	♂	11MAR79	11:12	PM	X	TR-TR	01:09	♂ 43 12:09
♂	-----△	♂	25MAR79	08:07	PM	X	TR-TR	01:20	♂ 37 12:20
♂	-----△	♂	25MAY79	05:52	PM	X	TR-TR	01:07	♂ 18 01:07
♂	-----♂	♂	08JUN79	11:34	PM	X	TR-TR	01:17	♂ 48 01:17
♂	-----□	♂	10JUL79	06:07	AM	X	TR-TR	01:10	♂ 09 02:10
♂	-----*	♂	02SEP79	09:04	AM	X	TR-TR	01:16	♂ 15 04:16
♂	-----△	♂	04SEP79	12:46	PM	X	TR-TR	01:17	♂ 37 04:17
♂	-----*	♂	17SEP79	00:12	AM	X	TR-TR	01:18	♂ 05 06:18
♂	-----□	♂	31OCT79	01:01	AM	X	TR-TR	01:20	♂ 26 05:20
♂	-----*	♂	17FEB80	09:58	PM	X	TR-TR	01:25	♂ 31R 06:25
♂	-----♂	♂	23JUN80	10:01	PM	X	TR-TR	01:21	♂ 05 06:21
♂	-----*	♂	25JUN80	03:54	PM	X	TR-TR	01:21	♂ 59 06:21
♂	-----*	♂	04JUL80	11:17	PM	X	TR-TR	01:21	♂ 46 06:21
♂	-----♂	♂	02OCT80	09:26	AM	X	TR-TR	01:23	♂ 11 08:23
♂	-----*	♂	16OCT80	08:59	AM	X	TR-TR	01:03	♂ 03 08:03
♂	-----□	♂	02DEC80	04:14	AM	X	TR-TR	01:07	♂ 51 09:07
♂	-----*	♂	28DEC80	11:41	AM	X	TR-TR	01:28	♂ 15 10:28
♂	-----△	♂	12JAN81	02:57	AM	X	TR-TR	01:09	♂ 45 11:09
♂	-----□	♂	06FEB81	11:41	AM	X	TR-TR	01:29	♂ 48 11:29
♂	-----△	♂	16MAR81	11:07	PM	X	TR-TR	01:00	♂ 03R 12:00
♂	-----♂	♂	25MAR81	08:40	AM	X	TR-TR	01:06	♂ 34 12:06
♂	-----♂	♂	01JUN81	02:09	PM	X	TR-TR	01:27	♂ 33 02:27

Natural Harmonic effecting
the Treasury Bonds, Stock
Market and Currencies.

DATE	TIME	TR	TR	TR	TR
09JUN81	105:51	AMIX	TR		
25JUL81	104:05	PMIX	TR-TR	01:05 504	03:05 204 05
27AUG81	101:01	AMIX	TR-TR	01:26 517	04:26 117 08
18SEP81	111:55	PMIX	TR-TR	01:10 246	05:10 246 06
17OCT81	110:28	PMIX	TR-TR	01:28 217	05:28 117 08
20DEC81	105:56	AMIX	TR-TR	01:02 203	06:02 203 08
18APR82	100:51	AMIX	TR-TR	01:03 259R	06:03 259R 08
29MAY82	111:29	PMIX	TR-TR	01:02 222	06:02 222R 08
07JUL82	101:10	AMIX	TR-TR	01:15 247	06:15 247 06
21SEP82	108:48	PMIX	TR-TR	01:01 223	08:01 223 08
26OCT82	112:35	PMIX	TR-TR	01:26 207	09:26 207 07
11DEC82	103:33	PMIX	TR-TR	01:01 214	10:01 114 07
17DEC82	110:26	PMIX	TR-TR	01:06 209	11:06 209 08
22JAN83	112:19	PMIX	TR-TR	01:04 204	11:04 104 07
27JAN83	107:06	PMIX	TR-TR	01:08 212	11:08 212 08
08MAR83	103:39	PMIX	TR-TR	01:09 206	12:09 206 08
08APR83	105:50	AMIX	TR-TR	01:02 208	01:02 108R 07
26MAY83	109:39	PMIX	TR-TR	01:07 211	02:07 211R 08
25JUN83	105:59	PMIX	TR-TR	01:27 245	03:27 245R 07
12AUG83	103:20	AMIX	TR-TR	01:29 207	04:29 207 07
21AUG83	109:31	AMIX	TR-TR	01:05 206	05:05 206 08
06OCT83	107:58	PMIX	TR-TR	01:04 222	05:04 122 07
10OCT83	103:54	AMIX	TR-TR	01:06 225	05:06 225 08
04DEC83	101:56	PMIX	TR-TR	01:09 231	06:09 231 08
14FEB84	105:41	PMIX	TR-TR	01:16 218	07:16 118 07
03SEP84	103:59	PMIX	TR-TR	01:09 239	08:09 239 08
29OCT84	107:10	PMIX	TR-TR	01:17 236	10:17 136 07
03DEC84	104:07	PMIX	TR-TR	01:13 241	11:13 241 08
16DEC84	101:42	AMIX	TR-TR	01:23 208	11:23 108 08
15JAN85	105:23	AMIX	TR-TR	01:16 209	12:16 209 08
29JAN85	112:42	PMIX	TR-TR	01:27 200	12:27 100 08
26FEB85	106:05	AMIX	TR-TR	01:17 243	12:17 243 08
21APR85	105:52	AMIX	TR-TR	01:26 234	02:26 134R 08
20MAY85	110:44	AMIX	TR-TR	01:16 241	02:16 241R 08
12JUL85	100:59	AMIX	TR-TR	01:21 237	04:21 137R 07
15AUG85	105:00	PMIX	TR-TR	01:13 259	05:13 259R 08
28AUG85	109:40	PMIX	TR-TR	01:22 224	05:22 124 07
03OCT85	101:55	AMIX	TR-TR	01:14 241	06:14 241 08
22OCT85	107:43	PMIX	TR-TR	01:27 207	06:27 107 08
23NOV85	111:28	PMIX	TR-TR	01:17 213	06:17 213 08
17FEB86	109:56	AMIX	TR-TR	01:08 258	08:08 258 08
13MAR86	105:28	AMIX	TR-TR	01:22 217	09:22 217 09
21OCT86	112:11	PMIX	TR-TR	01:07 216	11:07 216 08
11NOV86	107:42	PMIX	TR-TR	01:20 239	11:20 239 09
15DEC86	103:49	PMIX	TR-TR	01:13 232	12:13 232 08
29DEC86	111:47	PMIX	TR-TR	01:23 230	12:23 230 09
04FEB87	105:06	AMIX	TR-TR	01:18 247	01:18 247 08
14FEB87	109:11	AMIX	TR-TR	01:25 250	01:25 250 09
05MAY87	108:41	PMIX	TR-TR	01:20 209	03:20 209R 09
14MAY87	105:35	PMIX	TR-TR	01:25 258	03:25 258R 09

**Mars-Saturn
Mars-Uranus**

**Natural Harmonic effecting
the Treasury Bonds, Stock
Market and Currencies.**

	DATE	TIME	EX	JO				
♂	129JUL87	107:33	PM	X	TR-			
♂	111AUG87	110:55	AM	X	TR-TR	01:22	08:22	09:22
♂	113SEP87	108:54	AM	X	TR-TR	01:15	08:15	09:15
♂	127SEP87	104:49	PM	X	TR-TR	01:23	08:23	09:23
♂	107NOV87	109:05	AM	X	TR-TR	01:19	07:19	09:19
♂	116NOV87	105:40	AM	X	TR-TR	01:24	07:24	09:24
♂	112FEB88	107:47	PM	X	TR-TR	01:29	09:29	09:29
♂	122FEB88	103:48	PM	X	TR-TR	01:00	09:00	09:00
♂	123FEB88	108:01	AM	X	TR-TR	01:00	09:00	09:00
♂	122MAY88	108:37	AM	X	TR-TR	01:00	11:00	09:09R
♂	123MAY88	109:49	PM	X	TR-TR	01:01	11:01	09:09R
♂	126JUN88	112:20	PM	X	TR-TR	01:28	09:28	09:47R
♂	109JUL88	104:32	AM	X	TR-TR	01:27	12:27	09:54R
♂		110:46	PM	X	TR-TR	01:28	12:28	09:16R
♂	118OCT88	108:18	AM	X	TR-TR	01:27	09:27	09:49

Venus-Uranus
Important Stock Market indicator

	DATE	TIME	EX	JOB			
+-SD	24APR60	00:00	AM	X:TR-TR			
+-SR	30NOV60	09:40	PM	X:TR-TR	01:25	Q 48	12:25 Q 48 12:
+-SR	20MAR61	03:24	PM	X:TR-TR	01:29	P 06	08:29 P 06 08:
+-SD	28APR61	11:03	PM	X:TR-TR	01:21	Q 39	12:21 Q 39 12:
+-SD	01MAY61	11:10	PM	X:TR-TR	01:12	P 44	08:12 P 44 08:
+-SR	05DEC61	08:20	PM	X:TR-TR	01:00	M 33	12:00 M 33 12:
+-SD	04MAY62	01:57	AM	X:TR-TR	01:26	Q 24	12:26 Q 24 12:
+-SR	22OCT62	11:58	PM	X:TR-TR	01:27	M 38	03:27 M 38 03:
+-SD	03DEC62	07:36	AM	X:TR-TR	01:12	M 13	03:12 M 13 03:
+-SR	10DEC62	08:19	PM	X:TR-TR	01:05	M 18	12:05 M 18 12:
+-SD	09MAY63	02:28	AM	X:TR-TR	01:01	M 09	12:01 M 09 12:
+-SR	15DEC63	09:35	PM	X:TR-TR	01:10	M 04	12:10 M 04 12:
+-SD	13MAY64	04:38	AM	X:TR-TR	01:05	M 55	12:05 M 55 12:
+-SR	29MAY64	04:52	AM	X:TR-TR	01:06	S 52	10:06 S 52 10:
+-SD	11JUL64	08:30	AM	X:TR-TR	01:20	II 21	10:20 II 21 10:
+-SR	19DEC64	08:53	PM	X:TR-TR	01:14	M 51	01:14 M 51 01:
+-SD	18MAY65	08:33	AM	X:TR-TR	01:10	M 42	12:10 M 42 12:
+-SR	24DEC65	10:44	PM	X:TR-TR	01:19	M 38	01:19 M 38 01:
+-SR	05JAN66	10:12	AM	X:TR-TR	01:13	S 50	05:13 S 50 05:
+-SD	15FEB66	01:04	PM	X:TR-TR	01:28	IS 14	05:28 IS 14 05:
+-SD	23MAY66	09:26	AM	X:TR-TR	01:15	M 29	01:15 M 29 01:
+-SR	29DEC66	10:58	PM	X:TR-TR	01:24	M 26	01:24 M 26 01:
+-SD	28MAY67	03:27	PM	X:TR-TR	01:20	M 17	01:20 M 17 01:
+-SR	08AUG67	10:05	AM	X:TR-TR	01:13	M 54	01:13 M 54 01:
+-SD	20SEP67	04:41	AM	X:TR-TR	01:27	Q 38	12:27 Q 38 12:
+-SR	03JAN68	10:42	PM	X:TR-TR	01:29	M 13	01:29 M 13 01:
+-SD	01JUN68	05:12	PM	X:TR-TR	01:25	M 04	01:25 M 04 01:
+-SR	08JAN69	00:45	AM	X:TR-TR	01:04	A 01	01:04 A 01 01:
+-SR	18MAR69	07:41	AM	X:TR-TR	01:26	P 50	08:26 P 50 08:
+-SD	29APR69	03:03	PM	X:TR-TR	01:10	P 30	07:10 P 30 07:
+-SD	06JUN69	10:04	PM	X:TR-TR	01:29	M 52	01:29 M 52 01:
+-SR	12JUN70	10:25	PM	X:TR-TR	01:08	A 48	01:08 A 48 01:
+-SD	12JUN70	02:39	AM	X:TR-TR	01:04	A 39	01:04 A 39 01:
+-SR	20OCT70	10:49	AM	X:TR-TR	01:25	M 13	03:25 M 13 03:
+-SD	30NOV70	07:36	PM	X:TR-TR	01:09	M 47	02:09 M 47 02:
+-SR	18JAN71	00:19	AM	X:TR-TR	01:13	A 34	02:13 A 34 02:
+-SD	17JUN71	05:42	AM	X:TR-TR	01:09	A 26	01:09 A 26 01:
+-SR	22JAN72	10:10	PM	X:TR-TR	01:18	A 19	02:18 A 19 02:
+-SR	26MAY72	09:07	PM	X:TR-TR	01:04	S 45	10:04 S 45 10:
+-SD	21JUN72	11:22	AM	X:TR-TR	01:14	A 12	02:14 A 12 02:
+-SD	08JUL72	11:39	PM	X:TR-TR	01:18	II 13	10:18 II 13 10:
+-SR	26JAN73	09:14	PM	X:TR-TR	01:23	A 04	02:23 A 04 02:
+-SD	26JUN73	02:22	PM	X:TR-TR	01:18	A 56	02:18 A 56 02:
+-SR	03JAN74	00:08	AM	X:TR-TR	01:11	S 22	05:11 S 22 05:
+-SR	31JAN74	08:03	PM	X:TR-TR	01:27	A 47	02:27 A 47 02:
+-SD	13FEB74	01:51	AM	X:TR-TR	01:25	IS 48	05:25 IS 48 05:
+-SD	01JUL74	05:45	PM	X:TR-TR	01:23	A 40	02:23 A 40 02:
+-SR	05FEB75	04:25	PM	X:TR-TR	01:02	M 28	02:02 M 28 02:
+-SD	06JUL75	09:47	PM	X:TR-TR	01:28	A 21	02:28 A 21 02:
+-SR	06AUG75	01:30	AM	X:TR-TR	01:11	M 43	12:11 M 43 12:
+-SD	17SEP75	09:39	PM	X:TR-TR	01:25	Q 26	12:25 Q 26 12:

Venus-Uranus
Important Stock Market indicator

	DATE	TIME	PL	TR	TR	TR	TR	TR
H-----SR	10FEB76	03:20	PM	X	TR-TR			
H-----SD	10JUL76	10:36	PM	X	TR-TR	01:03	02:03	02:02
H-----SR	14FEB77	11:06	AM	X	TR-TR	01:11	03:11	03:47
#-----SR	15MAR77	10:56	PM	X	TR-TR	01:24	08:24	08:34
#-----SD	27APR77	05:59	AM	X	TR-TR	01:08	07:08	07:15
H-----SD	16JUL77	02:14	AM	X	TR-TR	01:07	02:07	03:41
H-----SR	19FEB78	08:15	AM	X	TR-TR	01:16	03:16	03:24
H-----SD	21JUL78	02:26	AM	X	TR-TR	01:12	03:12	03:19
#-----SR	17OCT78	10:04	PM	X	TR-TR	01:22	03:22	03:48
#-----SD	28NOV78	07:47	AM	X	TR-TR	01:07	02:07	03:20
H-----SR	24FEB79	04:37	AM	X	TR-TR	01:21	03:21	03:00
H-----SD	26JUL79	03:05	AM	X	TR-TR	01:16	03:16	03:55
H-----SR	28FEB80	10:56	PM	X	TR-TR	01:25	03:25	03:34
#-----SR	24MAY80	02:18	PM	X	TR-TR	01:02	10:02	10:35
#-----SD	06JUL80	03:34	PM	X	TR-TR	01:16	10:16	10:03
H-----SD	30JUL80	04:11	AM	X	TR-TR	01:21	03:21	03:30
H-----SR	04MAR81	07:21	PM	X	TR-TR	01:00	03:00	03:07
H-----SD	04AUG81	01:30	AM	X	TR-TR	01:26	03:26	03:03
#-----SR	31DEC81	02:32	PM	X	TR-TR	01:08	05:08	05:54
#-----SD	10FEB82	03:35	PM	X	TR-TR	01:23	05:23	05:22
H-----SR	09MAR82	12:27	PM	X	TR-TR	01:04	03:04	03:38
H-----SD	09AUG82	02:49	AM	X	TR-TR	01:00	03:00	03:35
H-----SR	14MAR83	06:50	AM	X	TR-TR	01:09	03:09	03:07
#-----SR	03AUG83	03:46	PM	X	TR-TR	01:09	12:09	12:30
H-----SD	13AUG83	10:43	PM	X	TR-TR	01:05	03:05	03:04
#-----SD	15SEP83	01:30	PM	X	TR-TR	01:23	12:23	12:12
H-----SR	18MAR84	00:05	AM	X	TR-TR	01:13	04:13	03:34
H-----SD	17AUG84	09:34	PM	X	TR-TR	01:09	04:09	03:32
#-----SR	13MAR85	01:38	PM	X	TR-TR	01:22	08:22	08:18
H-----SR	22MAR85	02:55	PM	X	TR-TR	01:17	04:17	03:59
#-----SD	24APR85	08:07	PM	X	TR-TR	01:06	07:06	07:00
H-----SD	22AUG85	05:57	PM	X	TR-TR	01:13	04:13	03:58
H-----SR	27MAR86	08:21	AM	X	TR-TR	01:22	04:22	03:22
H-----SD	27AUG86	12:51	PM	X	TR-TR	01:18	04:18	03:21
#-----SR	15OCT86	10:30	AM	X	TR-TR	01:20	03:20	03:24
#-----SD	25NOV86	08:47	PM	X	TR-TR	01:04	02:04	03:54
H-----SR	31MAR87	08:16	PM	X	TR-TR	01:26	04:26	03:44
H-----SD	01SEP87	08:50	AM	X	TR-TR	01:22	04:22	03:43
H-----SR	04APR88	12:38	PM	X	TR-TR	01:01	04:01	03:03
#-----SR	22MAY88	08:19	AM	X	TR-TR	01:00	10:00	10:27
#-----SD	04JUL88	08:35	AM	X	TR-TR	01:13	10:13	10:56
H-----SD	05SEP88	01:21	AM	X	TR-TR	01:27	04:27	03:03
H-----SR	09APR89	00:40	AM	X	TR-TR	01:05	04:05	03:20
H-----SD	09SEP89	07:01	PM	X	TR-TR	01:01	04:01	03:20
#-----SR	29DEC89	04:29	AM	X	TR-TR	01:06	05:06	05:25
#-----SD	08FEB90	04:59	AM	X	TR-TR	01:20	05:20	03:55
H-----SR	13APR90	02:04	PM	X	TR-TR	01:09	04:09	03:35
H-----SD	14SEP90	10:49	AM	X	TR-TR	01:05	04:05	03:36

Venus-Uranus

Important Stock Market indicator

DATE	TIME	EX	JOB				
11JAN80	11:16	AM	X:TR-TR	01:24	31	06:24	31 031
05FEB80	08:38	PM	X:TR-TR	01:25	19	07:25	19 031
29MAR80	08:24	PM	X:TR-TR	01:25	11	09:25	11R 031
30AUG80	03:54	PM	X:TR-TR	01:21	55	11:21	55 031
28SEP80	02:43	PM	X:TR-TR	01:23	00	12:23	00 031
25OCT80	02:20	PM	X:TR-TR	01:24	27	01:24	27 031
16DEC80	02:30	AM	X:TR-TR	01:27	34	03:27	34 031
03FEB81	07:59	PM	X:TR-TR	01:29	44	05:29	44 031
28FEB81	02:59	AM	X:TR-TR	01:00	06	06:00	06 031
24MAR81	01:45	AM	X:TR-TR	01:29	57R	07:29	57R 031
10MAY81	08:46	AM	X:TR-TR	01:28	28	09:28	28R 031
26JUN81	09:13	PM	X:TR-TR	01:26	39	11:26	39R 031
21JUL81	04:18	AM	X:TR-TR	01:26	08	12:26	08R 031
15AUG81	02:23	AM	X:TR-TR	01:26	06	01:26	06 031
06OCT81	06:22	PM	X:TR-TR	01:27	42	03:27	42 031
10DEC81	10:29	PM	X:TR-TR	01:01	31	05:01	31 031
17JAN82	04:47	AM	X:TR-TR	01:03	28R	05:03	28 031
09MAR82	02:32	AM	X:TR-TR	01:04	38	05:04	38 031
10APR82	09:42	AM	X:TR-TR	01:04	12	06:04	12R 031
07MAY82	06:21	AM	X:TR-TR	01:03	18	07:03	18R 031
26JUN82	10:19	AM	X:TR-TR	01:01	20	09:01	20R 031
14AUG82	05:46	PM	X:TR-TR	01:00	35	11:00	35 031
08SEP82	11:27	AM	X:TR-TR	01:00	58	12:00	58 031
03OCT82	07:56	AM	X:TR-TR	01:01	50	01:01	50 031
22NOV82	09:48	AM	X:TR-TR	01:04	35	03:04	35 031
11JAN83	12:21	PM	X:TR-TR	01:07	29	05:07	29 031
05FEB83	08:23	AM	X:TR-TR	01:08	30	06:08	30 031
02MAR83	00:50	AM	X:TR-TR	01:09	02	07:09	02 031
20APR83	01:01	PM	X:TR-TR	01:08	32	09:08	32R 031
12JUN83	01:04	PM	X:TR-TR	01:06	30	11:06	30R 031
19JUL83	00:46	AM	X:TR-TR	01:05	21	12:05	21R 031
18AUG83	08:09	PM	X:TR-TR	01:05	05R	12:05	05 031
15OCT83	01:08	AM	X:TR-TR	01:06	38	12:06	38 031
17NOV83	05:45	AM	X:TR-TR	01:08	28	01:08	28 031
10JAN84	12:44	PM	X:TR-TR	01:11	40	04:11	40 041
29FEB84	09:21	PM	X:TR-TR	01:13	26	05:13	26 041
25MAR84	06:59	AM	X:TR-TR	01:13	32	07:13	32R 041
18APR84	07:28	AM	X:TR-TR	01:13	09	08:13	09R 041
04JUN84	05:12	PM	X:TR-TR	01:11	27	10:11	27R 041
22JUL84	05:17	AM	X:TR-TR	01:09	50	11:09	50R 031
15AUG84	08:42	AM	X:TR-TR	01:09	32	12:09	32R 031
08SEP84	10:27	PM	X:TR-TR	01:09	44	01:09	44 031
29OCT84	02:28	PM	X:TR-TR	01:11	38	04:11	38 041
21DEC84	02:43	PM	X:TR-TR	01:14	46	06:14	46 041
19JAN85	06:16	AM	X:TR-TR	01:16	21	07:16	21 041
25FEB85	01:46	PM	X:TR-TR	01:17	42	08:17	42 041
28MAR85	06:54	AM	X:TR-TR	01:17	58R	08:17	58R 041
20MAY85	08:47	PM	X:TR-TR	01:16	40	08:16	40R 041
19JUL85	08:32	AM	X:TR-TR	01:14	27	10:14	27R 041
08SEP85	06:00	PM	X:TR-TR	01:14	05	11:14	05 041
03OCT85	10:39	PM	X:TR-TR	01:14	42	01:14	42 041

Venus-Uranus
Important Stock Market indicator

			DATE	TIME	EX	JOB			
☽	-----	✱	H	29OCT85	00:57	AM	X	TR-TR	
☽	-----	○	H	18DEC85	04:35	AM	X	TR-TR	01:18 ⤴ 41 04:18 ⤴ 41 04:
☽	-----	✱	H	06FEB86	00:16	AM	X	TR-TR	01:21 ⤴ 20 06:21 ⤴ 20 04:
☽	-----	□	H	02MAR86	02:30	PM	X	TR-TR	01:22 ⤴ 06 07:22 ⤴ 06 04:
☽	-----	△	H	26MAR86	11:09	PM	X	TR-TR	01:22 ⤴ 22 08:22 ⤴ 22 04:
☽	-----	○	H	14MAY86	06:47	AM	X	TR-TR	01:21 ⤴ 28 10:21 ⤴ 28R 04:
☽	-----	△	H	02JUL86	08:22	AM	X	TR-TR	01:19 ⤴ 33 12:19 ⤴ 33R 04:
☽	-----	□	H	28JUL86	05:32	AM	X	TR-TR	01:18 ⤴ 44 01:18 ⤴ 44R 04:
☽	-----	✱	H	25AUG86	03:13	PM	X	TR-TR	01:18 ⤴ 22 02:18 ⤴ 22R 04:

Heliocentric Mercury-Jupiter Mercury- Saturn
Natural Harmonic in the Wheat Market

		DATE	TIME	EL	IX	J				
-----	7.	27JAN84	12:53	PM	X	TR				
-----	7.	13FEB84	03:52	AM	X	TR				
-----	7.	18MAR84	08:08	PM	X	TR-TR	01:11	7:40	06:11	7:40
-----	7.	26MAR84	04:17	PM	X	TR-TR	01:00	5:19	08:00	5:19
-----	7.	25APR84	10:25	AM	X	TR-TR	01:12	7:50	12:12	7:50
-----	7.	13MAY84	06:25	PM	X	TR-TR	01:04	5:15	02:04	5:15
-----	7.	15JUN84	06:36	AM	X	TR-TR	01:14	5:26	06:14	5:26
-----	7.	23JUN84	07:31	PM	X	TR-TR	01:07	5:37	08:07	5:37
-----	7.	23JUL84	08:10	AM	X	TR-TR	01:15	7:38	12:15	7:38
-----	7.	12AUG84	08:22	AM	X	TR-TR	01:11	5:42	02:11	5:42
-----	7.	11SEP84	04:55	PM	X	TR-TR	01:17	5:12	06:17	5:12
-----	7.	20SEP84	11:29	PM	X	TR-TR	01:15	5:00	08:15	5:00
-----	7.	20OCT84	06:08	AM	X	TR-TR	01:18	7:24	12:18	7:24
-----	7.	10NOV84	09:14	PM	X	TR-TR	01:19	5:15	02:19	5:15
-----	7.	09DEC84	03:07	AM	X	TR-TR	01:19	5:57	06:19	5:57
-----	7.	19DEC84	04:26	AM	X	TR-TR	01:22	5:29	08:22	5:29
-----	7.	17JAN85	04:17	AM	X	TR-TR	01:21	7:10	12:21	7:10
-----	7.	09FEB85	08:36	AM	X	TR-TR	01:26	5:54	02:26	5:54
-----	7.	07MAR85	01:11	PM	X	TR-TR	01:22	5:42	06:22	5:42
-----	7.	18MAR85	10:31	AM	X	TR-TR	01:00	5:03	09:00	5:03
-----	7.	16APR85	02:36	AM	X	TR-TR	01:23	7:55	12:23	7:55
-----	7.	10MAY85	06:08	PM	X	TR-TR	01:04	5:38	03:04	5:38
-----	7.	03JUN85	11:09	PM	X	TR-TR	01:25	5:26	06:25	5:26
-----	7.	15JUN85	05:58	PM	X	TR-TR	01:07	5:44	09:07	5:44
-----	7.	14JUL85	01:02	AM	X	TR-TR	01:26	7:40	12:26	7:40
-----	7.	09AUG85	01:32	AM	X	TR-TR	01:12	5:27	03:12	5:27
-----	7.	31AUG85	08:59	AM	X	TR-TR	01:28	5:09	06:28	5:09
-----	7.	13SEP85	03:04	AM	X	TR-TR	01:15	5:31	09:15	5:31
-----	7.	10OCT85	11:36	PM	X	TR-TR	01:29	7:24	01:29	7:24
-----	7.	07NOV85	06:37	AM	X	TR-TR	01:20	5:21	03:20	5:21
-----	7.	27NOV85	06:45	PM	X	TR-TR	01:00	5:52	07:00	5:52
-----	7.	11DEC85	02:03	PM	X	TR-TR	01:23	5:23	09:23	5:23
-----	7.	07JAN86	10:16	PM	X	TR-TR	01:02	5:08	01:02	5:08
-----	7.	05FEB86	09:18	AM	X	TR-TR	01:28	5:20	03:28	5:20
-----	7.	24FEB86	04:25	AM	X	TR-TR	01:03	5:35	07:03	5:35
-----	7.	11MAR86	03:14	AM	X	TR-TR	01:01	5:20	09:01	5:20
-----	7.	06APR86	09:01	PM	X	TR-TR	01:04	5:51	01:04	5:51
-----	7.	06MAY86	09:34	AM	X	TR-TR	01:06	5:22	03:06	5:22
-----	7.	23MAY86	02:02	PM	X	TR-TR	01:06	5:17	07:06	5:17
-----	7.	08JUN86	06:53	PM	X	TR-TR	01:09	5:23	09:09	5:23
-----	7.	04JUL86	07:49	PM	X	TR-TR	01:07	5:34	01:07	5:34
-----	7.	04AUG86	07:25	AM	X	TR-TR	01:14	5:29	03:14	5:29
-----	7.	19AUG86	11:34	PM	X	TR-TR	01:08	5:59	07:08	5:59
-----	7.	06SEP86	01:16	PM	X	TR-TR	01:17	5:29	10:17	5:29
-----	7.	10OCT86	06:38	PM	X	TR-TR	01:10	5:17	01:10	5:17
-----	7.	02NOV86	02:56	AM	X	TR-TR	01:22	5:38	04:22	5:38
-----	7.	16NOV86	09:03	AM	X	TR-TR	01:11	5:40	07:11	5:40
-----	7.	05DEC86	10:39	AM	X	TR-TR	01:25	5:40	10:25	5:40
-----	7.	29DEC86	05:28	PM	X	TR-TR	01:12	5:59	01:12	5:59
-----	7.	30JAN87	08:15	PM	X	TR-TR	01:00	5:49	04:00	5:49
-----	7.	12FEB87	06:30	PM	X	TR-TR	01:14	5:21	07:14	5:21

Heliocentric
Mercury-Jupiter Mercury-
Saturn

Natural Harmonic in the
Wheat Market

		DATE	TIME	LEI	IX	J				
☿	-----	4	105MAR87	11:18	AM	X	TR			
♃	-----	7	128MAR87	04:17	PM	X	TR			
☿	-----	4	130APR87	11:32	AM	X	TR-TR	01:09	☿01	04:09
♃	-----	7	112MAY87	03:56	AM	X	TR-TR	01:17	♃01	07:17
☿	-----	4	103JUN87	03:21	PM	X	TR-TR	01:12	♃09	11:12
♃	-----	7	125JUN87	03:04	PM	X	TR-TR	01:18	♃22	01:18
☿	-----	4	129JUL87	00:56	AM	X	TR-TR	01:17	☿13	05:17
♃	-----	7	108AUG87	01:20	PM	X	TR-TR	01:19	♃42	07:19
☿	-----	4	101SEP87	10:50	PM	X	TR-TR	01:20	♃25	11:20
♃	-----	7	122SEP87	01:47	PM	X	TR-TR	01:21	♃04	01:21
☿	-----	4	126OCT87	12:37	PM	X	TR-TR	01:25	☿25	05:25
♃	-----	7	104NOV87	10:43	PM	X	TR-TR	01:22	♃22	07:22
☿	-----	4	101DEC87	09:42	AM	X	TR-TR	01:28	♃42	11:28
♃	-----	7	120DEC87	12:25	PM	X	TR-TR	01:23	♃45	01:23
☿	-----	4	123JAN88	10:46	PM	X	TR-TR	01:03	♃35	05:03
♃	-----	7	101FEB88	08:06	AM	X	TR-TR	01:25	♃02	08:25
☿	-----	4	129FEB88	11:43	PM	X	TR-TR	01:06	♃58	12:06
♃	-----	7	118MAR88	10:57	AM	X	TR-TR	01:26	♃26	02:26
☿	-----	4	122APR88	07:35	AM	X	TR-TR	01:11	♃44	06:11
♃	-----	7	129APR88	05:30	PM	X	TR-TR	01:27	♃42	08:27
☿	-----	4	130MAY88	04:29	PM	X	TR-TR	01:15	♃12	12:15
♃	-----	7	115JUN88	09:21	AM	X	TR-TR	01:29	♃06	02:29
☿	-----	4	120JUL88	03:16	PM	X	TR-TR	01:19	♃49	06:19
♃	-----	7	127JUL88	02:56	AM	X	TR-TR	01:00	♃22	08:00
☿	-----	4	129AUG88	11:25	AM	X	TR-TR	01:23	♃24	12:23
♃	-----	7	112SEP88	07:37	AM	X	TR-TR	01:01	♃47	02:01
☿	-----	4	117OCT88	09:58	PM	X	TR-TR	01:27	♃50	06:27
♃	-----	7	123OCT88	12:22	PM	X	TR-TR	01:03	♃02	08:03
☿	-----	4	128NOV88	07:49	AM	X	TR-TR	01:01	♃32	01:01
♃	-----	7	110DEC88	05:43	AM	X	TR-TR	01:04	♃28	02:04
☿	-----	4	115JAN89	03:51	AM	X	TR-TR	01:05	♃47	07:05
♃	-----	7	119JAN89	09:50	PM	X	TR-TR	01:05	♃41	08:05
☿	-----	4	127FEB89	04:53	AM	X	TR-TR	01:09	♃35	01:09
♃	-----	7	109MAR89	03:38	AM	X	TR-TR	01:07	♃09	02:07
☿	-----	4	114APR89	09:06	AM	X	TR-TR	01:13	♃39	07:13
♃	-----	7	118APR89	07:22	AM	X	TR-TR	01:08	♃21	08:08
☿	-----	4	129MAY89	01:46	AM	X	TR-TR	01:17	♃33	01:17
♃	-----	7	106JUN89	01:22	AM	X	TR-TR	01:09	♃49	02:09
☿	-----	4	112JUL89	01:54	PM	X	TR-TR	01:21	♃25	07:21
♃	-----	7	115JUL89	04:57	PM	X	TR-TR	01:11	♃01	08:11
☿	-----	4	127AUG89	09:40	PM	X	TR-TR	01:25	♃26	02:25
♃	-----	7	102SEP89	10:53	PM	X	TR-TR	01:12	♃30	02:12
☿	-----	4	109OCT89	06:24	PM	X	TR-TR	01:29	♃07	08:29
♃	-----	7	112OCT89	02:36	AM	X	TR-TR	01:13	♃41	08:13
☿	-----	4	126NOV89	03:51	PM	X	TR-TR	01:03	♃12	02:03
♃	-----	7	130NOV89	08:11	PM	X	TR-TR	01:15	♃11	02:15

Natural Harmonic in the Gold Market

DATE	TIME	TYPE	PLUT	VENUS	PLUTO	EST
128JAN82	108:03	AMIX	TR-TR	01126	1356R	01126 1356
124FEB82	105:30	AMIX	TR-TR	01126	1344	01126 1344R
102APR82	105:38	AMIX	TR-TR	01125	1356	02125 1356R
125MAY82	110:21	PMIX	TR-TR	01124	1332	03124 1332R
115JUL82	102:27	PMIX	TR-TR	01124	1109	06124 1109
109AUG82	105:34	PMIX	TR-TR	01124	1329	07124 1329
103SEP82	106:00	PMIX	TR-TR	01125	1308	08125 1308
123OCT82	110:37	AMIX	TR-TR	01126	1359	09126 1359
111DEC82	103:42	PMIX	TR-TR	01128	1346	12128 1346
104JAN83	111:49	PMIX	TR-TR	01129	1319	01129 1319
129JAN83	103:30	AMIX	TR-TR	01129	1332	02129 1332
118MAR83	108:31	AMIX	TR-TR	01128	1358	03128 1358R
107MAY83	103:40	AMIX	TR-TR	01127	1338	06127 1338R
103JUN83	103:40	AMIX	TR-TR	01127	1302	07127 1302R
105JUL83	110:43	AMIX	TR-TR	01126	1343	08126 1343R
131AUG83	111:44	AMIX	TR-TR	01127	1338R	08127 1333
103OCT83	108:40	AMIX	TR-TR	01128	1341	08128 1341
107DEC83	111:19	AMIX	TR-TR	01101	1309	09101 1309
127JAN84	107:30	AMIX	TR-TR	01102	1307	12102 1307
120FEB84	103:59	PMIX	TR-TR	01102	1304	01102 1303R
115MAR84	104:16	PMIX	TR-TR	01101	1341	02101 1341R
102MAY84	108:08	AMIX	TR-TR	01100	1325	03100 1325R
119JUN84	108:38	AMIX	TR-TR	01129	1126	06129 1126R
113JUL84	104:20	PMIX	TR-TR	01129	1319	07129 1319
107AUG84	106:03	AMIX	TR-TR	01129	1333	08129 1333
126SEP84	105:34	AMIX	TR-TR	01100	1357	09100 1357
116NOV84	105:48	AMIX	TR-TR	01102	1357	12102 1357
112DEC84	105:19	AMIX	TR-TR	01103	1351	01103 1351
108JAN85	103:35	AMIX	TR-TR	01104	1330	02104 1330
108JUN85	102:18	PMIX	TR-TR	01102	1314	03102 1314R
103AUG85	111:49	PMIX	TR-TR	01102	1305	06102 1305
130AUG85	103:11	AMIX	TR-TR	01102	1336	07102 1336
124SEP85	104:48	PMIX	TR-TR	01103	1324	08103 1324
113NOV85	104:50	PMIX	TR-TR	01105	1321	09105 1321
101JAN86	104:38	PMIX	TR-TR	01106	1356	12106 1356
125JAN86	108:15	PMIX	TR-TR	01107	1319	01107 1319
118FEB86	106:51	PMIX	TR-TR	01107	1320	02107 1320R
107APR86	109:55	AMIX	TR-TR	01106	1330	03106 1330R
125MAY86	104:41	PMIX	TR-TR	01105	1312	06105 1312R
119JUN86	102:20	PMIX	TR-TR	01104	1343	07104 1343R
115JUL86	111:36	AMIX	TR-TR	01104	1333	08104 1333
113SEP86	109:07	PMIX	TR-TR	01105	1333	09105 1333
113NOV86	107:59	PMIX	TR-TR	01107	1352R	10107 1352
110DEC86	103:25	PMIX	TR-TR	01108	1351	10108 1351
113FEB87	106:59	PMIX	TR-TR	01109	1359	12109 1359R
111MAR87	110:18	AMIX	TR-TR	01109	1345	01109 1345R
105APR87	104:47	AMIX	TR-TR	01109	1315	02109 1315R
123MAY87	107:53	PMIX	TR-TR	01107	1355	04107 1355R
111JUL97	111:27	AMIX	TR-TR	01107	1310	06107 1310R
104AUG87	111:03	PMIX	TR-TR	01107	1315	07107 1315
129AUG87	101:25	PMIX	TR-TR	01107	1340	08107 1340

Venus Pluto
Natural Harmonic in the Gold Market

	DATE	TIME	FX	JOB	#	POS.	HSI	POS.	HSI
②-----②	1180CT87	102:49	AMIX	TR-TR	01109	ML17	10109	ML17	101
③-----③	106DEC87	10:05	PMIX	TR-TF	01111	ML14	01111	ML14	101

Retrograde
Uranus-Saturn effects stocks
Jupiter effects stocks
Neptune effects bonds
Pluto effects gold

RETROGRADE, 1950-1980

	DATE	TIME	PHASE	01:05	05:05	09:05
E	110APR75	108:56	AMIX:TR-TR	01:05 215	05:05 215	09:05
♂	108FEB75	108:31	PMIX:TR-TR	01:02 228	05:02 228	09:02
♂	119MAR75	102:11	AMIX:TR-TR	01:11 257	02:11 257	02:11
♂	103:19	AMIX:TR-TR	01:11 248	07:11 248	07:11	
E	113JUN75	107:05	PMIX:TR-TR	01:06 229	05:06 229	09:06
♂	106JUL75	108:18	PMIX:TR-TR	01:28 221	05:28 221	09:28
♂	117AUG75	101:08	PMIX:TR-TR	01:24 242	12:24 242	12:24
♂	121AUG75	104:43	AMIX:TR-TR	01:09 201	07:09 201	07:09
♂	114NOV75	102:38	PMIX:TR-TR	01:02 259	04:02 259	04:02
♂	110DEC75	108:13	AMIX:TR-TR	01:14 245	11:14 245	11:14
E	114JAN76	101:55	AMIX:TR-TR	01:11 243	05:11 243	09:11
♂	110FEB76	102:01	PMIX:TR-TR	01:07 209	06:07 209	06:07
♂	115MAR76	112:51	PMIX:TR-TR	01:13 258	07:13 258	07:13
♂	127MAR76	101:57	PMIX:TR-TR	01:26 202	03:26 202	03:26
E	118JUN76	110:48	AMIX:TR-TR	01:08 255	05:08 255	09:08
♂	111JUL76	100:37	AMIX:TR-TR	01:05 202	05:05 202	06:05
♂	122AUG76	104:37	PMIX:TR-TR	01:11 212	07:11 212	07:11
♂	119SEP76	101:36	PMIX:TR-TR	01:01 212	01:01 212	01:01
♂	121NOV76	101:56	PMIX:TR-TR	01:16 255	04:16 255	04:16
♂	115JAN77	104:11	AMIX:TR-TR	01:21 210	12:21 210	12:21
E	1107:34	PMIX:TR-TR	01:14 211	05:14 211	05:14	
♂	114FEB77	111:44	AMIX:TR-TR	01:11 247	06:11 247	06:11
♂	119MAR77	100:32	AMIX:TR-TR	01:16 209	07:16 209	07:16
♂	131APR77	100:07	AMIX:TR-TR	01:09 257	04:09 257	04:09
E	121JUN77	104:56	AMIX:TR-TR	01:11 224	05:11 224	09:11
♂	116JUL77	100:39	AMIX:TR-TR	01:07 241	08:07 241	06:07
♂	125AUG77	104:10	AMIX:TR-TR	01:13 222	07:13 222	07:13
♂	124SEP77	104:13	AMIX:TR-TR	01:06 209	02:06 209	02:06
♂	111DEC77	105:46	AMIX:TR-TR	01:00 233	04:00 233	04:00
E	118JAN78	104:13	PMIX:TR-TR	01:16 242	05:16 242	09:16
♂	119FEB78	108:26	AMIX:TR-TR	01:16 224	05:16 224	06:16
♂	108:59	PMIX:TR-TR	01:26 204	02:26 204	02:26	
♂	120MAR78	110:20	AMIX:TR-TR	01:18 219	07:18 219	07:18
♂	125APR78	106:26	AMIX:TR-TR	01:23 239	04:23 239	04:23
E	123JUN78	107:40	PMIX:TR-TR	01:13 254	05:13 254	09:13
♂	121JUL78	102:53	AMIX:TR-TR	01:12 219	06:12 219	06:12
♂	127AUG78	103:26	PMIX:TR-TR	01:15 233	07:15 233	07:15
♂	125NOV78	102:52	PMIX:TR-TR	01:09 204	04:09 204	04:09
♂	124DEC78	102:05	PMIX:TR-TR	01:13 256	05:13 256	09:13
E	121JAN79	110:47	AMIX:TR-TR	01:19 214	05:19 214	09:19
♂	124FEB79	103:15	AMIX:TR-TR	01:21 200	06:21 200	06:21
♂	122MAR79	110:14	PMIX:TR-TR	01:20 230	07:20 230	07:20
♂	125MAR79	106:02	PMIX:TR-TR	01:29 200	03:29 200	03:29
♂	109MAY79	108:04	AMIX:TR-TR	01:07 205	05:07 205	05:07
E	126JUN79	105:46	PMIX:TR-TR	01:16 225	05:16 225	09:16
♂	126JUL79	103:26	AMIX:TR-TR	01:16 255	06:16 255	06:16
♂	130AUG79	102:45	AMIX:TR-TR	01:17 243	07:17 243	07:17
♂	126DEC79	110:33	AMIX:TR-TR	01:10 215	05:10 215	09:10
E	106JAN80	103:28	PMIX:TR-TR	01:27 201	05:27 201	09:27
♂	124JAN80	108:22	AMIX:TR-TR	01:21 247	06:21 247	06:21
♂	129FEB80	100:43	AMIX:TR-TR	01:25 234	08:25 234	06:25

Retrograde
 Uranus-Saturn effects stocks
 Jupiter effects stocks
 Neptune effects bonds
 Pluto effects gold

	DATE	TIME	PL	STOCKS	BONDS	GOLD
H-----SR	22MAR85	03:51	PMIX	TR-TR		
♀-----SR	04APR85	06:30	PMIX	TR-TR	01:03 1337	10:03 1337 101
♄-----SR	04JUN85	05:10	PMIX	TR-TR	01:16 358	12:16 358 121
E-----SD	12JUL85	00:37	AMIX	TR-TR	01:01 1656	08:01 1656 081
♃-----SD	25JUL85	12:36	PMIX	TR-TR	01:21 1628	09:21 1628 091
H-----SD	22AUG85	05:14	PMIX	TR-TR	01:13 358	09:13 358 091
♀-----SD	12SEP85	00:03	AMIX	TR-TR	01:00 1351	10:00 1351 101
♄-----SD	03OCT85	01:37	AMIX	TR-TR	01:07 307	12:07 307 121
E-----SR	08FEB86	11:58	AMIX	TR-TR	01:07 1622	08:07 1622 081
♃-----SR	19MAR86	03:56	AMIX	TR-TR	01:09 342	09:09 342 091
H-----SR	27MAR86	06:39	AMIX	TR-TR	01:22 322	10:22 322 101
♀-----SR	07APR86	05:04	AMIX	TR-TR	01:05 1349	11:05 1349 111
♄-----SR	12JUL86	10:56	AMIX	TR-TR	01:22 351	01:22 351 011
E-----SD	14JUL86	08:52	PMIX	TR-TR	01:04 1633	08:04 1633 081
♃-----SD	06AUG86	10:09	PMIX	TR-TR	01:03 304	09:03 304 091
H-----SD	27AUG86	02:28	PMIX	TR-TR	01:18 321	10:18 321 101
♀-----SD	14SEP86	10:31	AMIX	TR-TR	01:03 1302	10:03 1302 101
♄-----SD	08NOV86	05:22	AMIX	TR-TR	01:12 358	01:12 358 011
E-----SR	11FEB87	06:50	AMIX	TR-TR	01:09 1659	08:09 1659 081
♃-----SR	30MAR87	11:50	PMIX	TR-TR	01:21 310	10:21 310 101
H-----SR	31MAR87	10:27	PMIX	TR-TR	01:26 344	10:26 344 101
♀-----SR	09APR87	04:33	PMIX	TR-TR	01:08 1300	11:08 1300 111
E-----SD	17JUL87	09:18	PMIX	TR-TR	01:07 1609	08:07 1609 081
♃-----SD	19AUG87	03:36	AMIX	TR-TR	01:14 332	09:14 332 091
H-----SD	04:11	PMIX	TR-TR	01:29 344	02:29 344 021	
♀-----SD	01SEP87	06:59	AMIX	TR-TR	01:22 343	10:22 343 101
♄-----SD	17SEP87	00:20	AMIX	TR-TR	01:05 1314	10:05 1314 101
♄-----SD	15DEC87	05:28	AMIX	TR-TR	01:19 346	02:19 346 021
E-----SR	14FEB88	04:32	AMIX	TR-TR	01:12 1636	08:12 1636 081
H-----SR	04APR88	11:01	AMIX	TR-TR	01:01 1303	10:01 1303 101
♃-----SR	10APR88	07:14	PMIX	TR-TR	01:02 1333	10:02 1333 101
♀-----SR	11APR88	03:59	AMIX	TR-TR	01:10 1312	11:10 1312 111
E-----SD	19JUL88	06:06	PMIX	TR-TR	01:09 1646	08:09 1646 081
♃-----SD	30AUG88	04:07	AMIX	TR-TR	01:25 356	10:25 356 101
H-----SD	05SEP88	03:24	AMIX	TR-TR	01:27 303	10:27 303 101
♀-----SD	18SEP88	09:50	AMIX	TR-TR	01:07 1325	11:07 1325 111
♄-----SD	24SEP88	07:45	AMIX	TR-TR	01:06 1108	03:06 1108 031
♄-----SD	20JAN89	02:22	AMIX	TR-TR	01:26 305	03:26 305 031
E-----SR	15FEB89	11:45	PMIX	TR-TR	01:15 1612	08:15 1612 081
H-----SR	09APR89	01:17	AMIX	TR-TR	01:05 1320	10:05 1320 101
♀-----SR	13APR89	02:28	PMIX	TR-TR	01:12 1323	11:12 1323 111
♃-----SR	22APR89	04:04	PMIX	TR-TR	01:13 1356	11:13 1356 111
E-----SD	22JUL89	06:03	PMIX	TR-TR	01:12 1622	08:12 1622 081
H-----SD	09SEP89	05:51	PMIX	TR-TR	01:01 1320	10:01 1320 101
♃-----SD	11SEP89	00:59	AMIX	TR-TR	01:07 1318	11:07 1318 111
♀-----SD	20SEP89	11:53	PMIX	TR-TR	01:09 1337	11:09 1337 111
♄-----SR	28OCT89	07:27	PMIX	TR-TR	01:10 353	05:10 353 051
E-----SR	18FEB90	08:54	PMIX	TR-TR	01:17 1648	08:17 1648 081
♄-----SD	24FEB90	12:18	PMIX	TR-TR	01:00 348	04:00 348 041
H-----SR	13APR90	02:02	PMIX	TR-TR	01:09 1335	11:09 1335 111

				DATE	TIME	EX	JOB	#	P1 POS.	P2 HS: POS.	HS:
0	#	△	0	01JAN29	11:59	PM	X:TR-TR	01125	10	01125	II 10R 051
0	#	△	9	05JAN29	03:44	AM	X:TR-TR	01124	II 13R	05124	13 111
0	#	*	4	06JAN29	08:20	PM	X:TR-TR	01100	41	01100	41 031
0	#	□	4	08JAN29	11:23	AM	X:TR-TR	01100	46	12100	46 031
0	#	*	5	10JAN29	08:36	AM	X:TR-TR	01103	49	12103	49 021
0	#	□	4	21JAN29	08:35	PM	X:TR-TR	01101	41	12101	41 031
0	#	△	0	22JAN29	04:34	PM	X:TR-TR	01121	07	01121	II 07R 051
0	#	*	5	24JAN29	08:39	AM	X:TR-TR	01104	14	12104	14 021
0	#	□	0		08:42	PM	X:TR-TR	01121	01	02121	II 01R 051
0	#	□	9	30JAN29	07:25	AM	X:TR-TR	01126	53	02126	53 111
0	#	△	0	03FEB29	05:24	PM	X:TR-TR	01121	20R	01121	II 20 051
0	#	△	0	06FEB29	07:44	PM	X:TR-TR	01117	54R	01117	54 011
0	#	△	5		09:34	PM	X:TR-TR	01104	46	02104	46 021
0	#	△	0	11FEB29	04:27	AM	X:TR-TR	01122	19	01122	II 19 051
0	#	*	0	13FEB29	07:03	AM	X:TR-TR	01111	06R	01111	06 021
0	#	*	9	17FEB29	06:08	AM	X:TR-TR	01128	27	01128	27 111
0	#	*	4	25FEB29	00:52	AM	X:TR-TR	01106	17	01106	17 031
0	#	*	0	05MAR29	03:38	AM	X:TR-TR	01128	03	03128	II 03 051
0	#	△	9	07MAR29	10:18	AM	X:TR-TR	01129	38	03129	38 111
0	#	△	9	09MAR29	11:48	PM	X:TR-TR	01129	II 46	05129	46 111
0	#	*	9	15MAR29	05:28	PM	X:TR-TR	01100	01	01100	01 111
0	#	△	0	17MAR29	03:49	PM	X:TR-TR	01102	43	01102	43 051
0	#	*	0	20MAR29	02:53	AM	X:TR-TR	01106	17	01106	17 031
0	#	□	0		11:38	PM	X:TR-TR	01100	13	02100	13 111
0	#	*	4	23MAR29	11:53	AM	X:TR-TR	01111	24	02111	24 031
0	#	□	0	27MAR29	09:05	PM	X:TR-TR	01107	02	02107	02 051
0	#	□	5	28MAR29	04:36	AM	X:TR-TR	01107	21	02107	21 021
0	#	□	5		03:16	PM	X:TR-TR	01107	22	05107	22 021
0	#	*	0	30MAR29	03:14	AM	X:TR-TR	01108	02R	03108	02 061
0	#	□	9	03APR29	07:53	PM	X:TR-TR	01100	30	02100	30 111
0	#	△	5	07APR29	07:51	PM	X:TR-TR	01107	57	02107	57 021
0	#	□	0	10APR29	03:07	PM	X:TR-TR	01113	24	02113	24 061
0	#	△	0	17APR29	07:59	AM	X:TR-TR	01127	09	03127	09 031
0	#	*	4	18APR29	03:01	AM	X:TR-TR	01117	06	06117	06 031
0	#	△	9		09:25	PM	X:TR-TR	01100	27	03100	27R 111
0	#	△	0		10:17	PM	X:TR-TR	01100	31	03100	31R 031
0	#	△	9	19APR29	01:14	AM	X:TR-TR	01100	26R	03100	26R 111
0	#	△	0	20APR29	01:24	AM	X:TR-TR	01129	48R	03129	48 031
0	#	△	9		04:22	PM	X:TR-TR	01100	25	03100	25R 111
0	#	△	4	27APR29	10:05	PM	X:TR-TR	01119	23	03119	23 031
0	#	*	0	29APR29	07:09	PM	X:TR-TR	01123	04	03123	04 061
0	#	□	0	01MAY29	01:28	AM	X:TR-TR	01123	44R	03123	44 061
0	#	*	5	09MAY29	06:25	PM	X:TR-TR	01109	II 38	04109	38 021
0	#	△	4	14MAY29	04:59	AM	X:TR-TR	01123	14	03123	14 031
0	#	△	5	31MAY29	05:02	PM	X:TR-TR	01128	31	03128	31R 111
0	#	△	5		05:46	PM	X:TR-TR	01110	33	07110	33 021
0	#	*	5	01JUN29	05:57	AM	X:TR-TR	01110	II 34	04110	34 021
0	#	*	0		10:30	PM	X:TR-TR	01111	II 13	04111	13 071
0	#	△	0	09JUN29	03:04	AM	X:TR-TR	01118	II 06R	05118	II 06 051
0	#	*	0	11JUN29	02:03	PM	X:TR-TR	01116	II 45R	05116	45 071
0	#	△	9	18JUN29	04:05	PM	X:TR-TR	01127	II 13	05127	13R 111

History of the 1929-1932
Stock Market Crash

			DATE	TIME	EX	JOB	#	P1 PDS.	HS	P2 PDS.	HS
♂	-----△	丸	28JUN29	05:51	AM	X	TR-TR	01:26	♂	31R	11
⊙	-----□	丸	03JUL29	10:38	AM	X	TR-TR	01:11	♂	18	02
♀	-----♂	丸	08JUL29	02:13	PM	X	TR-TR	01:25	♂	48R	11
♀	-----□	♂	13JUL29	00:56	AM	X	TR-TR	01:05	♂	24	07
♀	-----♂	丸	14JUL29	01:04	PM	X	TR-TR	01:06	♂	57	04
♀	-----*	♂	15JUL29	08:15	PM	X	TR-TR	01:07	♂	06	07
♂	-----□	丸	16JUL29	02:47	AM	X	TR-TR	01:07	♂	16	04
♀	-----□	丸	18JUL29	04:09	AM	X	TR-TR	01:11	♂	23R	02
♀	-----*	丸		06:26	PM	X	TR-TR	01:11	♂	23R	02
♀	-----♂	⊙	30JUL29	08:25	PM	X	TR-TR	01:07	♂	28	07
♀	-----♂	丸		11:10	PM	X	TR-TR	01:24	♂	32R	11
♀	-----*	丸	01AUG29	04:17	AM	X	TR-TR	01:10	♂	13	04
♀	-----△	丸		04:36	PM	X	TR-TR	01:11	♂	17R	02
⊙	-----*	丸	03AUG29	01:37	AM	X	TR-TR	01:10	♂	33	04
⊙	-----△	丸		07:22	PM	X	TR-TR	01:11	♂	15R	02
丸	-----*	丸	07AUG29	01:40	AM	X	TR-TR	01:11	♂	12R	02
♀	-----△	丸	08AUG29	04:50	AM	X	TR-TR	01:24	♂	14R	11
♂	-----□	丸	12AUG29	07:02	AM	X	TR-TR	01:24	♂	06R	11
♀	-----□	丸	14AUG29	05:31	PM	X	TR-TR	01:11	♂	03R	02
⊙	-----△	丸	17AUG29	02:09	AM	X	TR-TR	01:24	♂	00R	11
♀	-----□	丸	18AUG29	04:59	PM	X	TR-TR	01:12	♂	56	04
♀	-----*	♀	24AUG29	09:46	PM	X	TR-TR	01:22	♂	44	06
♀	-----□	丸	25AUG29	04:22	PM	X	TR-TR	01:23	♂	54R	11
♂	-----♂	丸	06SEP29	04:34	PM	X	TR-TR	01:10	♂	24R	02
♀	-----♂	丸	07SEP29	00:25	AM	X	TR-TR	01:10	♂	23R	02
♀	-----♂	♂		11:06	AM	X	TR-TR	01:10	♂	54	08
⊙	-----□	丸	08SEP29	01:07	AM	X	TR-TR	01:15	♂	13	05
♀	-----△	丸		09:38	PM	X	TR-TR	01:10	♂	19R	02
♀	-----*	♂	11SEP29	06:17	PM	X	TR-TR	01:13	♂	43	08
♀	-----△	丸		06:29	PM	X	TR-TR	01:15	♂	31	05
♀	-----*	丸	13SEP29	08:59	AM	X	TR-TR	01:15	♂	38	05
♂	-----△	丸	14SEP29	07:57	PM	X	TR-TR	01:15	♂	44	05
♀	-----*	♀	17SEP29	03:06	AM	X	TR-TR	01:20	♂	07	07
⊙	-----□	丸		06:33	AM	X	TR-TR	01:24	♂	12	11
♀	-----△	丸	20SEP29	03:08	PM	X	TR-TR	01:24	♂	19	11
♀	-----♂	♂	26SEP29	06:26	AM	X	TR-TR	01:23	♂	19R	09
♂	-----*	丸	28SEP29	05:44	AM	X	TR-TR	01:24	♂	39	11
⊙	-----♂	丸	02OCT29	06:23	PM	X	TR-TR	01:09	♂	24R	02
♀	-----△	丸	06OCT29	06:53	AM	X	TR-TR	01:16	♂	24R	05
♀	-----♂	⊙	07OCT29	10:13	PM	X	TR-TR	01:14	♂	29R	08
♀	-----□	丸	08OCT29	07:21	PM	X	TR-TR	01:16	♂	23R	05
⊙	-----△	丸	09OCT29	08:01	PM	X	TR-TR	01:16	♂	22R	05
♀	-----♂	丸	13OCT29	05:48	PM	X	TR-TR	01:08	♂	57R	02
♀	-----□	丸	16OCT29	10:35	AM	X	TR-TR	01:25	♂	45	11
⊙	-----*	丸	19OCT29	12:57	PM	X	TR-TR	01:25	♂	59	11
♀	-----♂	丸		03:52	PM	X	TR-TR	01:08	♂	43R	02
♀	-----♂	丸	26OCT29	05:25	PM	X	TR-TR	01:08	♂	28R	02
♀	-----△	丸		09:24	PM	X	TR-TR	01:15	♂	37R	05
♀	-----△	丸	01NOV29	03:36	AM	X	TR-TR	01:15	♂	12R	05
♀	-----*	丸	03NOV29	06:45	PM	X	TR-TR	01:27	♂	18	11

History of the 1929-1932
Stock Market Crash

					DATE	TIME	EX	JOB #	P1 POS.	P2 POS.	HS
W	-----	*	Tu		11NOV29	10:51	AMIX	TR-TR	01:28 202	09:28 202	11
W	-----	*	Tu		12NOV29	10:03	AMIX	TR-TR	01:04 251	10:04 251	10
W	-----	*	Th		12NOV29	06:13	PMIX	TR-TR	01:07 236	10:07 236R	02
W	-----	*	Th			11:43	PMIX	TR-TR	01:07 235	10:07 235R	02
W	-----	*	Th		29NOV29	04:32	AMIX	TR-TR	01:07 254	10:07 254	10
W	-----	*	Th			10:23	PMIX	TR-TR	01:07 234	10:07 234R	02
W	-----	*	Th		01DEC29	01:10	PMIX	TR-TR	01:11 236	10:11 236R	04
W	-----	*	Th		02DEC29	11:12	PMIX	TR-TR	01:10 239	10:10 239	10
W	-----	*	Th		03DEC29	03:03	PMIX	TR-TR	01:11 219	10:11 219R	04
W	-----	*	Th			08:17	PMIX	TR-TR	01:11 218	10:11 218R	04
W	-----	*	Th		12DEC29	09:34	PMIX	TR-TR	01:07 228	10:07 228R	02
W	-----	*	Tu		14DEC29	08:10	AMIX	TR-TR	01:01 240	11:01 240	11
W	-----	*	Th			06:46	PMIX	TR-TR	01:09 250	10:09 250R	04
W	-----	*	Th		18DEC29	00:34	AMIX	TR-TR	01:07 227	11:07 227	02
W	-----	*	Tu		24DEC29	08:21	PMIX	TR-TR	01:02 254	11:02 254	11
W	-----	*	Th		29DEC29	08:59	AMIX	TR-TR	01:07 231	12:07 231	02
W	-----	*	Th		02JAN30	08:37	AMIX	TR-TR	01:03 211	11:03 211	11
W	-----	*	Tu			11:46	PMIX	TR-TR	01:03 259	11:03 259	11
W	-----	*	Tu		03JAN30	11:47	AMIX	TR-TR	01:04 203	11:04 203	11
W	-----	*	Th			07:27	PMIX	TR-TR	01:07 235R	04:07 235	02
W	-----	*	Th		05JAN30	09:13	PMIX	TR-TR	01:07 237	12:07 237	02
W	-----	*	Th		08JAN30	06:53	AMIX	TR-TR	01:07 240	12:07 240	02
W	-----	*	Th		09JAN30	05:38	AMIX	TR-TR	01:07 209	01:07 209R	04
W	-----	*	Th		10JAN30	07:17	AMIX	TR-TR	01:07 243	01:07 243	02
W	-----	*	Th		14JAN30	08:28	PMIX	TR-TR	01:07 249R	01:07 249	02
W	-----	*	Th		16JAN30	05:28	PMIX	TR-TR	01:06 242R	01:06 242R	04
W	-----	*	Th		21JAN30	04:43	PMIX	TR-TR	01:01 217R	12:01 217	12
W	-----	*	Th		23JAN30	04:23	AMIX	TR-TR	01:29 222R	12:29 222	12
W	-----	*	Th		26JAN30	05:10	PMIX	TR-TR	01:06 223	01:06 223R	04
W	-----	*	Th		28JAN30	12:28	PMIX	TR-TR	01:08 213	01:08 213	02
W	-----	*	Th			05:51	PMIX	TR-TR	01:06 222	01:06 222R	04
W	-----	*	Th		29JAN30	01:55	AMIX	TR-TR	01:23 233R	12:23 233	12
W	-----	*	Th		30JAN30	06:30	AMIX	TR-TR	01:08 217	01:08 217	02
W	-----	*	Th		06FEB30	09:39	AMIX	TR-TR	01:17 214	01:17 214	01
W	-----	*	Th		15FEB30	02:42	AMIX	TR-TR	01:06 244	01:06 244	04
W	-----	*	Th		18FEB30	02:31	AMIX	TR-TR	01:09 204	01:09 204	02
W	-----	*	Th		21FEB30	01:36	PMIX	TR-TR	01:07 207	01:07 207	04
W	-----	*	Th		22FEB30	00:07	AMIX	TR-TR	01:09 215	12:09 215	02
W	-----	*	Th			07:47	AMIX	TR-TR	01:07 211	01:07 211	04
W	-----	*	Th		23FEB30	07:09	AMIX	TR-TR	01:09 219	01:09 219	02
W	-----	*	Tu		24FEB30	02:54	AMIX	TR-TR	01:09 225	01:09 225	12
W	-----	*	Th		26FEB30	11:56	AMIX	TR-TR	01:07 230	01:07 230	04
W	-----	*	Tu		28FEB30	06:41	PMIX	TR-TR	01:09 248	02:09 248	12
W	-----	*	Th		01MAR30	07:19	PMIX	TR-TR	01:18 211	01:18 211	01
W	-----	*	Th		15MAR30	06:33	AMIX	TR-TR	01:09 219	01:09 219	04
W	-----	*	Tu		16MAR30	03:54	AMIX	TR-TR	01:10 250	02:10 250	12
W	-----	*	Th		20MAR30	04:22	PMIX	TR-TR	01:10 203	02:10 203	04
W	-----	*	Th		21MAR30	04:55	AMIX	TR-TR	01:10 242	02:10 242	02
W	-----	*	Tu			01:09	PMIX	TR-TR	01:11 207	02:11 207	12
W	-----	*	Th		27MAR30	10:54	AMIX	TR-TR	01:11 203	04:11 203	02

History of the 1929-1932
Stock Market Crash

					IE			P1		F2	
			DATE	TIME	X	JOB	#	POS.	HS	POS.	HS
			31MAR30	03:52	PMIX	TR-TR	01:11	X32	02:11	X32	12:
				10:55	PMIX	TR-TR	01:11	X46	02:11	II46	04:
			01APR30	05:01	AMIX	TR-TR	01:11	Y04	02:11	Y04	02:
				07:58	AMIX	TR-TR	01:11	Y20	02:11	Y20	02:
				10:45	AMIX	TR-TR	01:11	Y34	02:11	X34	12:
				11:20	AMIX	TR-TR	01:11	Y20	02:11	Y20	02:
				02:23	PMIX	TR-TR	01:11	Y52	02:11	II52	04:
				05:06	PMIX	TR-TR	01:11	Y34	02:11	X34	12:
			02APR30	02:26	AMIX	TR-TR	01:11	Y57	02:11	II57	04:
			09APR30	09:46	PMIX	TR-TR	01:11	X45	12:11	Y45	02:
			15APR30	09:43	AMIX	TR-TR	01:11	X51	03:11	X51	12:
			16APR30	01:15	PMIX	TR-TR	01:11	X52	03:11	X52	12:
			19APR30	02:57	PMIX	TR-TR	01:17	X02	03:17	X02	03:
			29APR30	00:58	AMIX	TR-TR	01:28	X35	04:28	X35	04:
			02MAY30	02:39	PMIX	TR-TR	01:11	X47	03:11	X47R	12:
			09MAY30	11:43	AMIX	TR-TR	01:11	Y37	02:11	X37R	12:
			10MAY30	01:51	AMIX	TR-TR	01:12	II04	04:12	Y04	02:
			11MAY30	05:55	AMIX	TR-TR	01:13	II29	04:13	Y29	02:
				11:43	PMIX	TR-TR	01:13	Y32	02:13	Y32	02:
			17MAY30	07:31	AMIX	TR-TR	01:20	II52	05:20	II52	05:
			19MAY30	09:10	PMIX	TR-TR	01:28	X27R	04:28	X27	04:
			23MAY30	10:21	AMIX	TR-TR	01:22	Y13	03:22	II13	05:
			02JUN30	02:01	PMIX	TR-TR	01:10	X31	06:10	X31R	12:
			05JUN30	03:51	PMIX	TR-TR	01:14	II33	04:14	Y33	02:
				10:44	PMIX	TR-TR	01:14	X34	06:14	Y34	02:
			15JUN30	08:40	PMIX	TR-TR	01:09	X40	03:09	X40R	12:
			20JUN30	07:34	AMIX	TR-TR	01:28	II33	05:28	II33	05:
			26JUN30	09:17	AMIX	TR-TR	01:15	II08	04:15	Y08	02:
			30JUN30	07:39	PMIX	TR-TR	01:08	X35	06:08	X35R	12:
			01JUL30	05:13	PMIX	TR-TR	01:15	X13	07:15	Y13	02:
			05JUL30	02:36	PMIX	TR-TR	01:02	X03	05:02	X03	05:
			07JUL30	08:58	PMIX	TR-TR	01:15	X18	06:15	Y18	02:
			08JUL30	11:32	AMIX	TR-TR	01:08	X01	06:08	X01R	12:
			11JUL30	09:47	PMIX	TR-TR	01:15	X20	06:15	Y20	02:
			14JUL30	02:08	PMIX	TR-TR	01:00	II16	07:00	II16	04:
			15JUL30	02:03	AMIX	TR-TR	01:22	X11	06:22	X11	06:
			18JUL30	03:42	PMIX	TR-TR	01:04	II59	07:04	X59	05:
			20JUL30	01:19	PMIX	TR-TR	01:07	II10	07:07	X10R	11:
			21JUL30	02:53	AMIX	TR-TR	01:04	X49	07:04	II49	04:
			26JUL30	12:09	PMIX	TR-TR	01:15	X22	07:15	Y22R	02:
				07:56	PMIX	TR-TR	01:06	X46	05:06	X46R	11:
			05AUG30	12:12	PMIX	TR-TR	01:15	II17	05:15	Y17R	02:
			07AUG30	02:05	PMIX	TR-TR	01:06	II06	07:06	X06R	11:
			08AUG30	05:10	AMIX	TR-TR	01:15	X15	07:15	Y15R	02:
			09AUG30	11:18	PMIX	TR-TR	01:09	II44	08:09	X44	06:
			14AUG30	08:26	AMIX	TR-TR	01:21	X08	07:21	II08	05:
				10:31	PMIX	TR-TR	01:05	X47	08:05	X47R	11:
			20AUG30	11:04	AMIX	TR-TR	01:11	X48	08:11	X48	06:
			23AUG30	09:19	AMIX	TR-TR	01:26	II59	08:26	II59	05:
				09:25	AMIX	TR-TR	01:14	X57	08:14	Y57R	02:

Section Seven:

Joe Di Iaceli

Bibliography

1. *Astrologer's Forecasting Workbook* by Lloyd Cope, American Federation of Astrologer.
- ~~2.~~ *Astro Cycles in Speculative Markets*--L. Jensen (Lambert-Gann) 1935
3. *Business Cycles Versus Planetary Movements* --J.M. Langham (Maghnal)
- ~~4.~~ *Planetary Effects on Stock Market Prices*--J.M. Langham (Maghnal) } CEGGERE
- ~~5.~~ *Cyclical Market Forecasting: Stocks and Grains*--J.M. Langham (Maghnal)
6. *Cycles--The Science of Prediction*--Dewey Daiken (Foundation Study of Cycles)
7. *The Moon Sign Book*--Llewellyn George (Llewellyn Pub.)
8. *Astro-economic Interpretation*--L. Jensen. Lambert Gann.
9. *A to Z Horoscope Maker and Delineator*. L. George. Llewellyn Pub.
10. *Economic Cycles: Their Law and Course*. H. Moore. Macmillan.
11. *Divine Proportion*. Huntley. Dover Press
- ~~12.~~ *Stock Market Prediction*. Bradley Llewellyn Pub.
- ~~13.~~ *Secret Teaching of All Ages*. M.P. Hall. Philo. Society of L.A.
14. *Valliere's Natural Cycles Almanac*. Astrolabe.
- ~~15.~~ Matrix Software. Blue Star. 1-800-Planets.
16. Astro Computing Services. P.O. Box 16297 San Diego, CA 92116
- ~~17.~~ *Forecasting Prices*. T.G. Butaney. Pearl Printing.
18. *Tunnel through the Air*. W. D. Gann. Lambert-Gann.

SECTION SEVEN:

BIBLIOGRAPHY

19. *The Magic Word*. W.D. Gann. Lambert Gann
20. *Rocky Mountain Financial Workbook*. W. Foster. Box 1093,
Reseda CA 91355
21. *Astro Geographic Determinism*. Stock Forecast 1988. J.
Gillien
22. *The Kabala of Numbers*. Sepherial. Newcastle
23. *Profits in the Stock Market*. H.M. Gartley. Lambert Gann
Publishing
24. *American Ephemeris 1981-1990* ACS Publications
25. *Astro-Geographic Determinism Forecast 1987*. J. Gillen
26. *The Moons North Node: An Important Cycles Indicator*.
George J. McCormack FAFA. June 1947 established.
27. *Stock and Commodity Market Trend Timing Using Advanced
Technical Analysis* Commodity Research Institute. John
R. Hill.

About the Author

Larry Pesavento is a "Leo" (July 28, 1941)! He has a B.S. in Chemistry and an M.B.A. in Finance from Indiana State University. He has been an active trader for over twenty years and during 1982-1983 was a member of the International Monetary Market (IMM) and made his living as a floor trader in T-Bills, Swiss Francs and Gold. During 1978 through 1982 he operated a successful commodity management company. This was sold when he moved to Chicago to trade as a local. He maintains an extensive library on the subjects of trading systems, trading philosophy and financial astrology, and is a member of the American Federation of Astrologers and The Foundation for the Study of Cycles.

He currently lives in Shell Beach, California, where he operates the *Astro-Cycles Newsletter*.

MARKET ART!

The painting pictured on the back cover of this book,
as well as other market-related art, is available through
TRADERS PRESS.

If interested in full details, please contact:



TRADERS PRESS, INC.®
I N C O R P O R A T E D
P.O. BOX 6206
GREENVILLE, S.C. 29606

*Books and Gifts
for Investors and Traders*

1-800-927-8222 FAX 864-298-0221
Tradersprs@aol.com